



US00D550634S

(12) **United States Design Patent**
Rashid

(10) **Patent No.:** **US D550,634 S**

(45) **Date of Patent:** **** Sep. 11, 2007**

(54) **TELEVISION SET**

(75) Inventor: **Karim Rashid**, New York, NY (US)

(73) Assignee: **Hannspree, Inc.**, Taipei (TW)

(**) Term: **14 Years**

(21) Appl. No.: **29/243,308**

(22) Filed: **Nov. 23, 2005**

(51) **LOC (8) Cl.** **14-03**

(52) **U.S. Cl.** **D14/126**

(58) **Field of Classification Search** D14/125-134,
D14/239, 371, 136, 374-377; 312/7.2; 348/836,
348/838, 180, 184, 325, 739; 341/12; 248/917-924,
248/465; 345/104, 133, 156, 168, 87, 173;
720/605, 669, 600, 655; 369/99, 197; 455/344-347
See application file for complete search history.

(56) **References Cited**

U.S. PATENT DOCUMENTS

D431,565 S *	10/2000	Lin et al.	D14/375
D445,769 S *	7/2001	Takemoto et al.	D14/129
D470,489 S *	2/2003	Lin	D14/375
D481,397 S *	10/2003	Ashida et al.	D14/496
D483,364 S *	12/2003	Olson et al.	D14/375
D500,034 S *	12/2004	Johnson	D14/336

D502,152 S *	2/2005	Peng	D14/126
D502,451 S *	3/2005	Kita	D14/126
D506,189 S *	6/2005	Buckle	D14/126
D512,058 S *	11/2005	Ball	D14/342

* cited by examiner

Primary Examiner—Raphael Barkai

(74) *Attorney, Agent, or Firm*—Birch, Stewart, Kolasch & Birch, LLP

(57) **CLAIM**

The ornamental design for a television set, as shown and described.

DESCRIPTION

FIG. 1 is a front perspective view of television set showing a new design;

FIG. 2 is a front elevational view thereof;

FIG. 3 is a rear elevational view thereof;


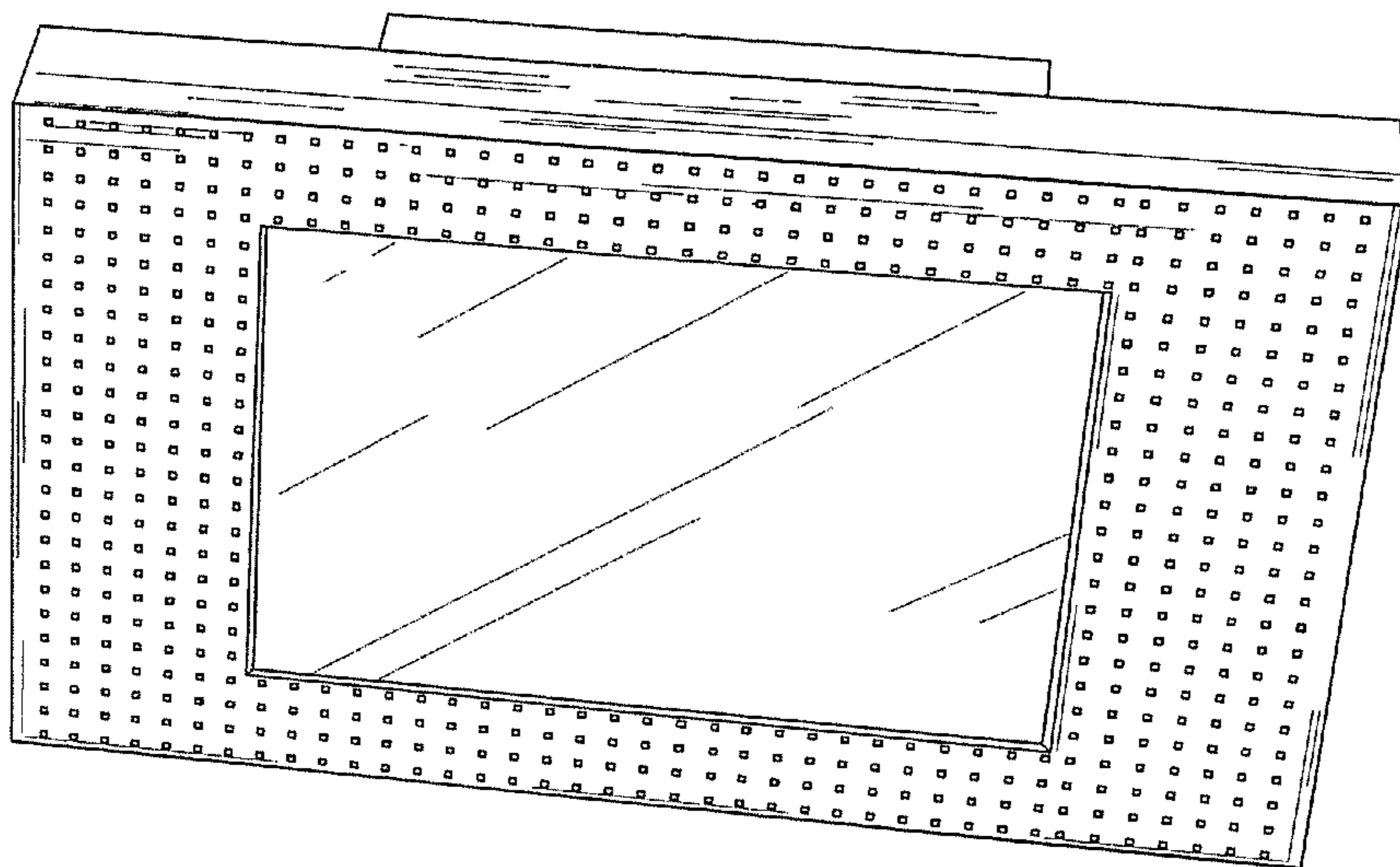
FIG. 4 is a left side elevational view thereof;

FIG. 5 is a right side elevational view thereof;

FIG. 6 is a top plan view thereof; and,

FIG. 7 is a bottom plan view thereof.

1 Claim, 7 Drawing Sheets



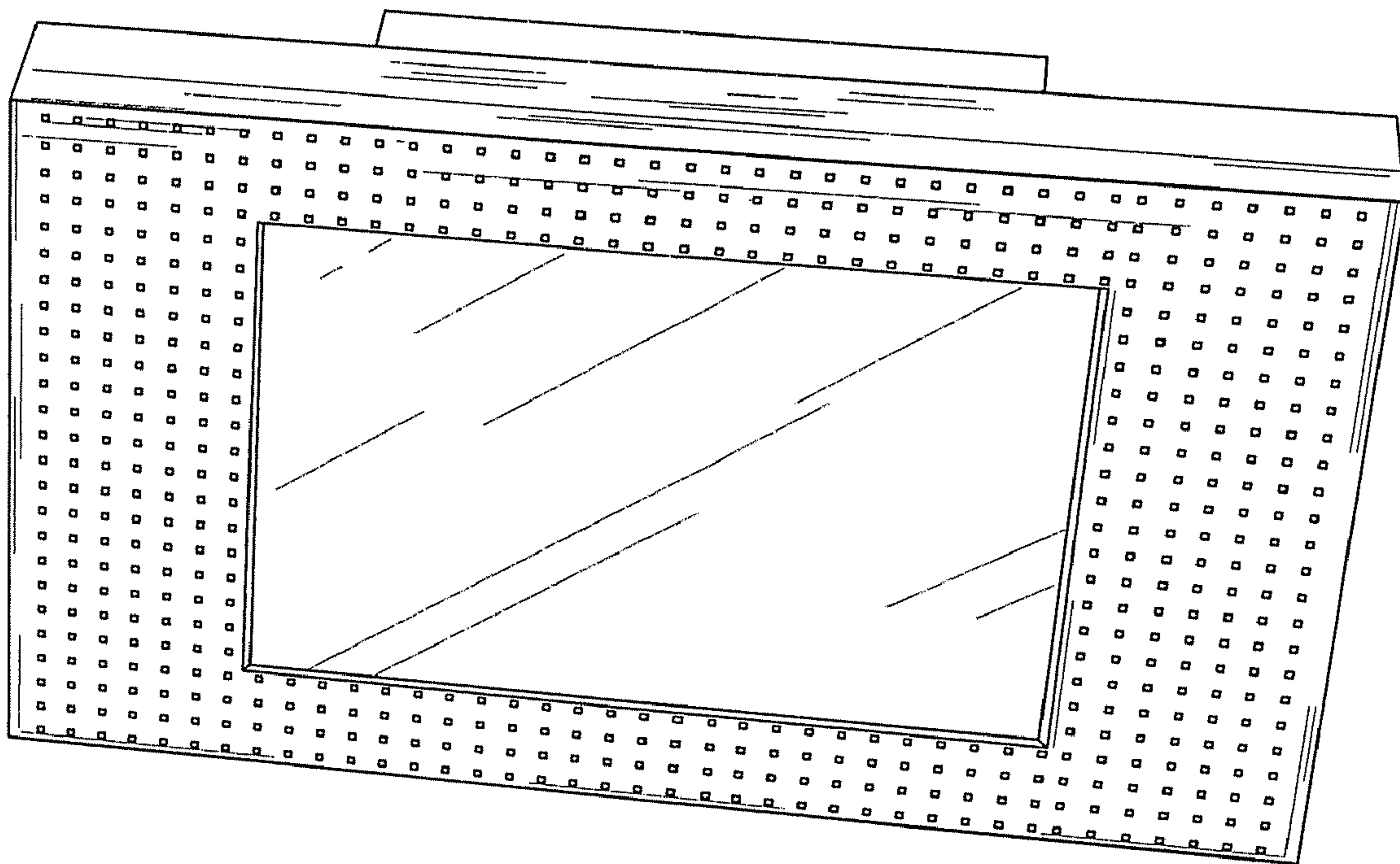


FIG. 1

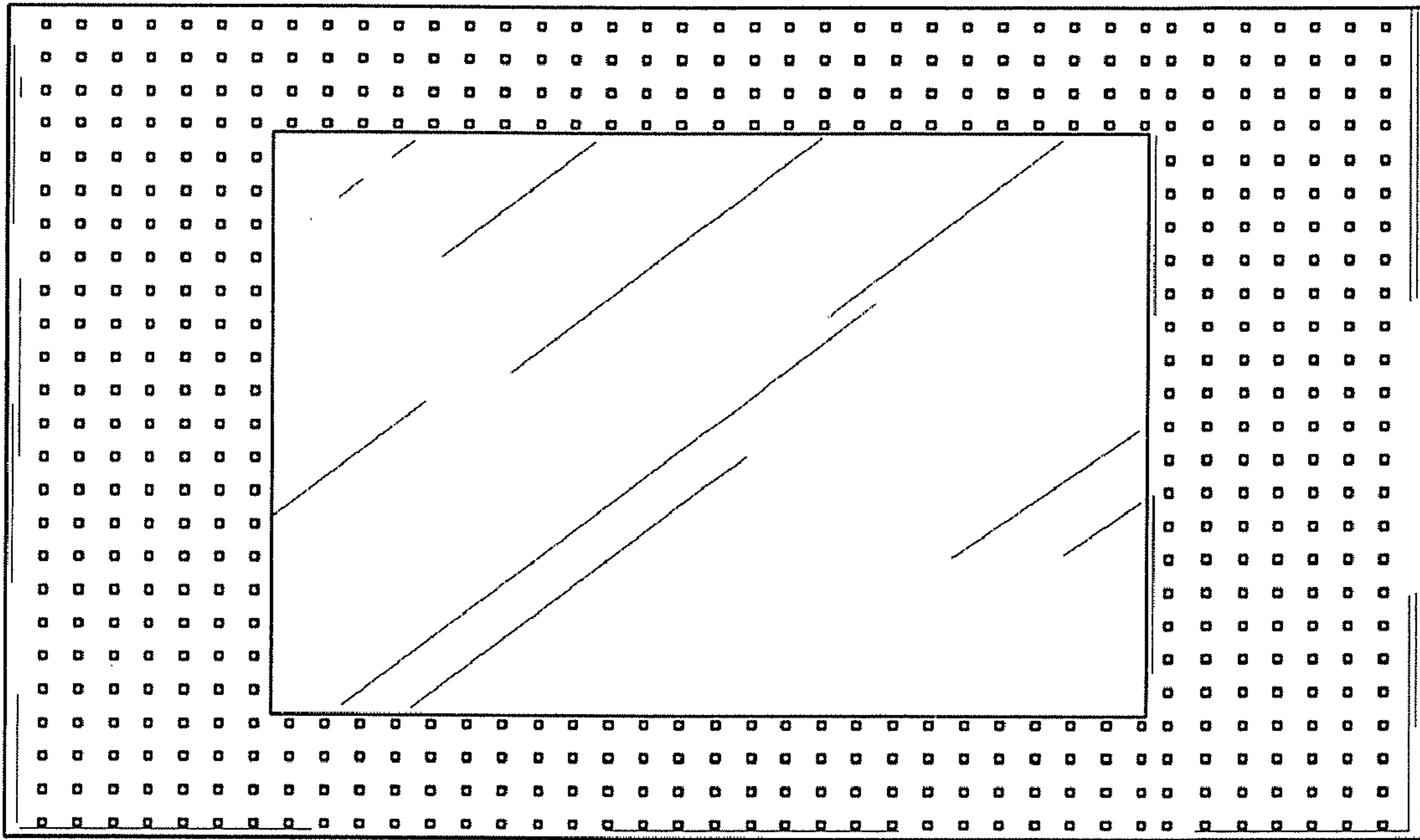


FIG. 2

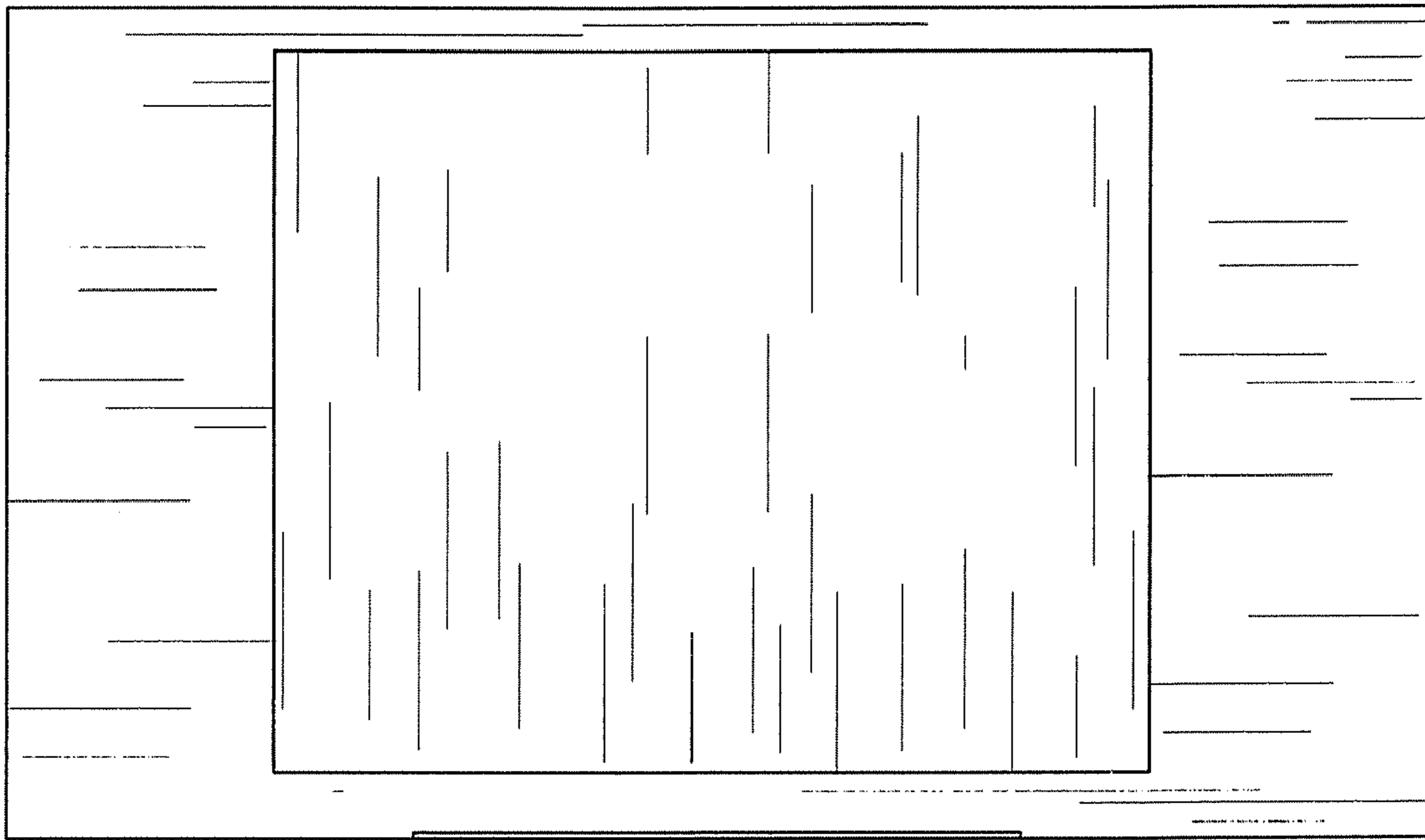


FIG. 3




FIG. 4




FIG. 5

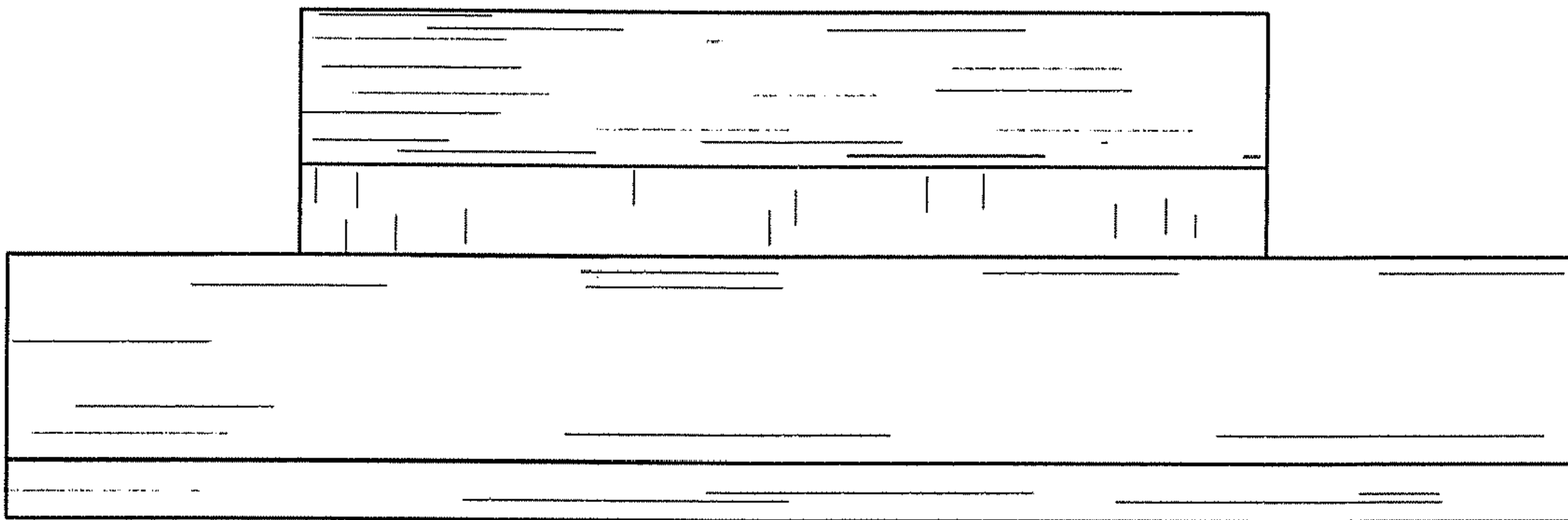


FIG. 6




FIG. 7