



US00D550623S

(12) **United States Design Patent**  
**McCann**

(10) **Patent No.:** **US D550,623 S**

(45) **Date of Patent:** **\*\* Sep. 11, 2007**

(54) **BULLET-SHAPED CONNECTOR CASING**

(75) Inventor: **Ted McCann**, Los Angeles, CA (US)

(73) Assignee: **Core One Creative, Inc.**, Los Angeles, CA (US)

(\*\*) Term: **14 Years**

(21) Appl. No.: **29/241,189**

(22) Filed: **Oct. 25, 2005**

(51) **LOC (8) Cl.** ..... **13-03**

(52) **U.S. Cl.** ..... **D13/133; D13/154**

(58) **Field of Classification Search** ..... D13/133,  
D13/154, 184, 199; D22/108, 116, 199;  
42/75.01, 76.01, 106; 86/10, 19.5; 102/430,  
102/464, 473; 439/578, 675, 668-669, 750,  
439/851, 889

See application file for complete search history.

(56) **References Cited**

**U.S. PATENT DOCUMENTS**

- 2,402,068 A \* 6/1946 Meador ..... 148/643
- D243,698 S \* 3/1977 Gietzen ..... D13/133
- D313,790 S \* 1/1991 Hirabayashi ..... D13/133

- D328,280 S \* 7/1992 Lee ..... D13/133
- D361,746 S \* 8/1995 Van Emmerik ..... D13/133
- 5,463,959 A \* 11/1995 Kramer ..... 102/464
- D399,185 S \* 10/1998 Lin ..... D13/133
- D405,050 S \* 2/1999 Lee ..... D13/133
- 6,595,138 B2 \* 7/2003 Jamison ..... 102/430

\* cited by examiner

*Primary Examiner*—Daniel Bui

(74) *Attorney, Agent, or Firm*—Hovey Williams, LLP

(57) **CLAIM**

The ornamental design for a bullet-shaped connector casing, as shown and described.

**DESCRIPTION**

FIG. 1 is a top, front perspective view of a bullet-shaped connector casing, showing my new design;

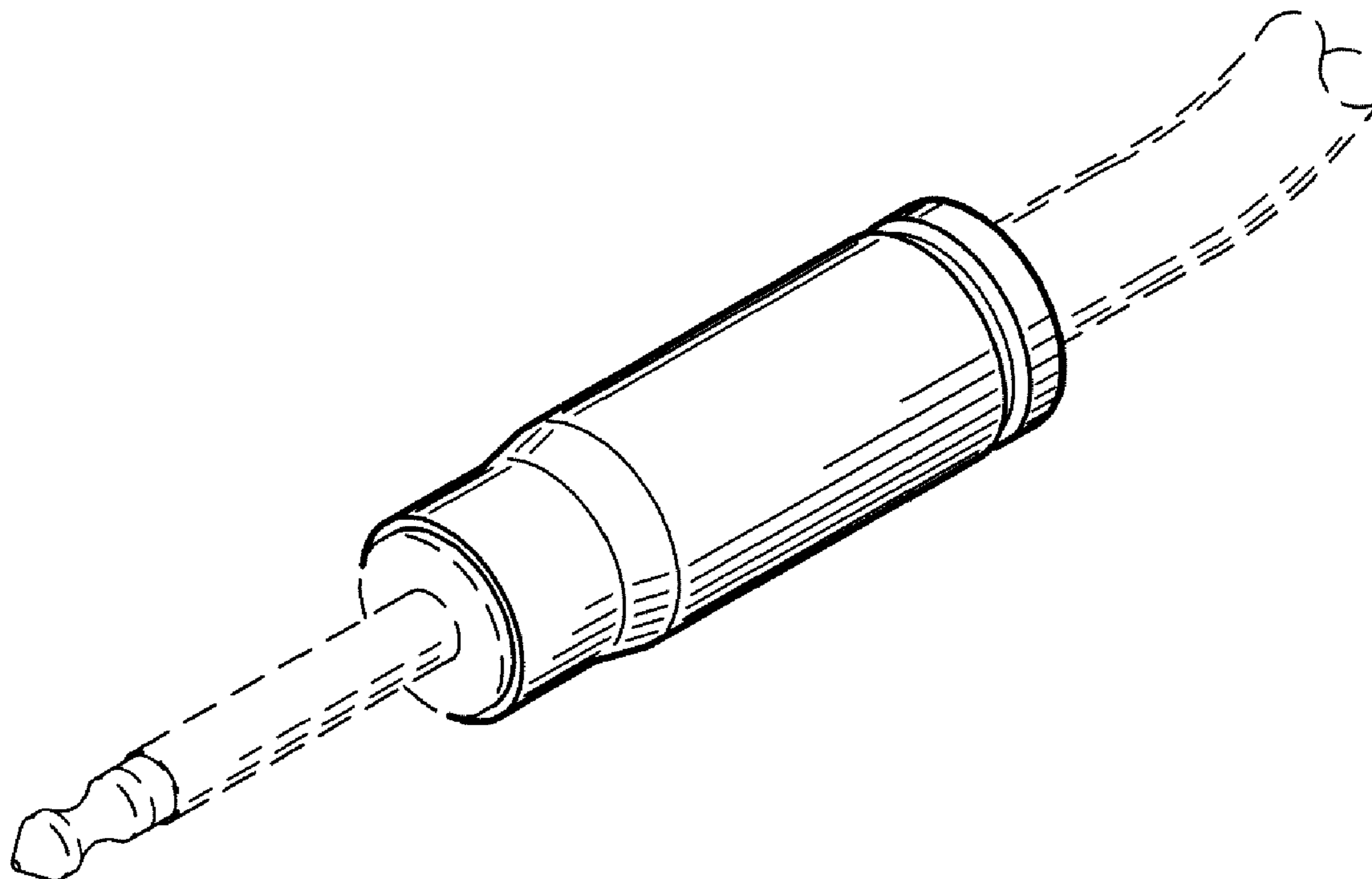
FIG. 2 is a front elevation view thereof;

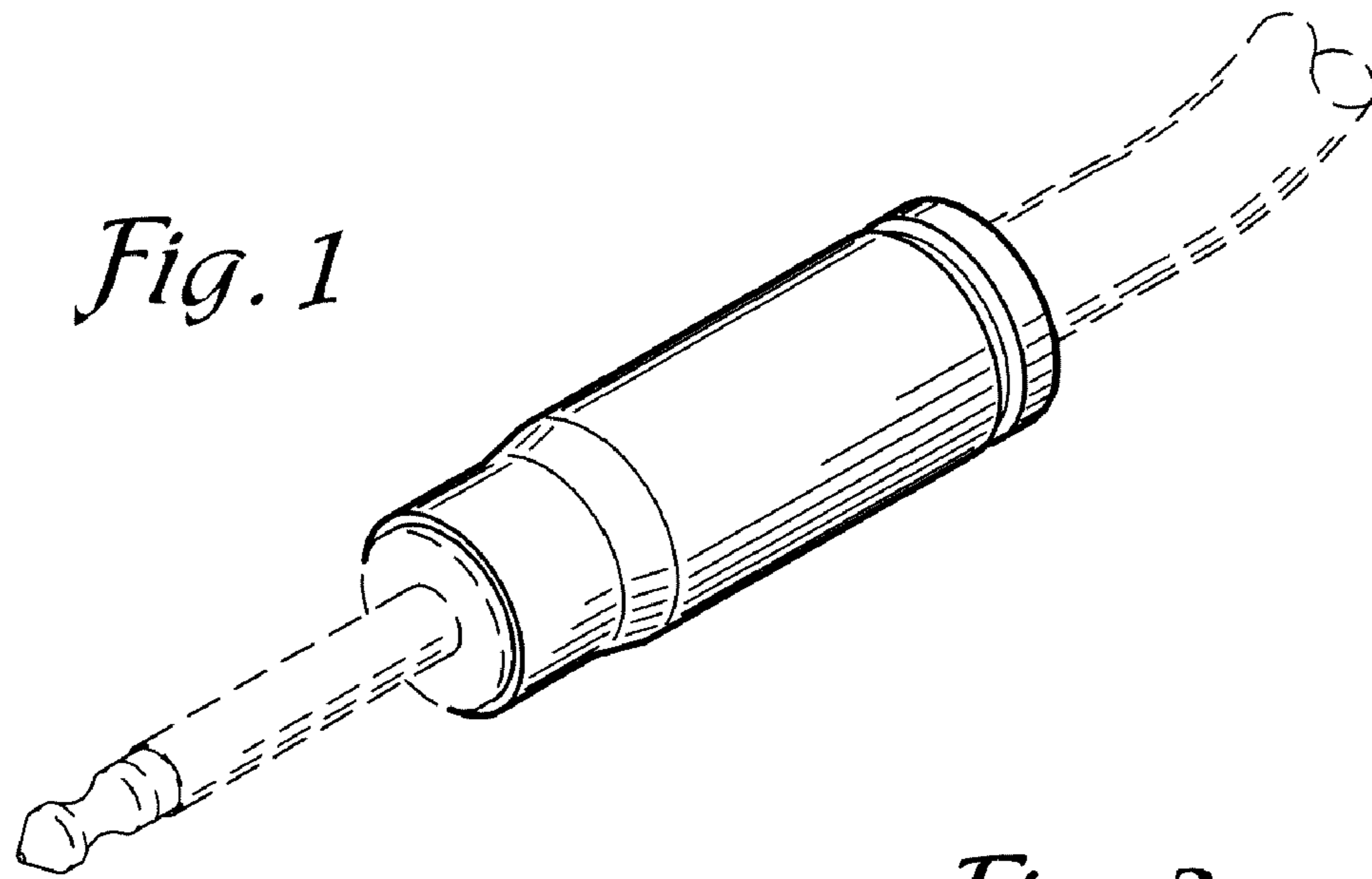
FIG. 3 is a side elevation view thereof; and,

FIG. 4 is a rear elevation view thereof.


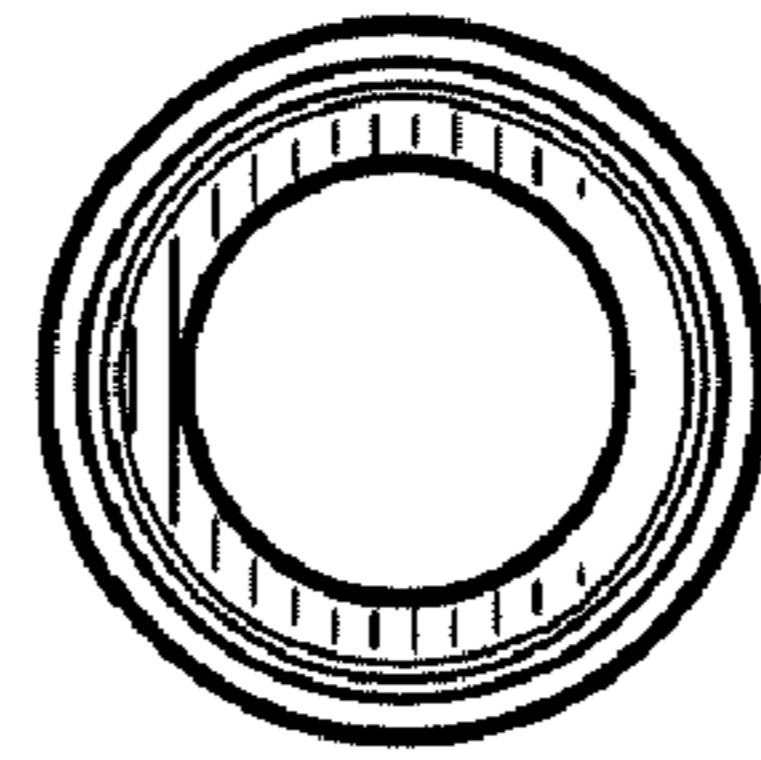
The broken line showing of the environment is for illustrative purposes only and forms no part of the claimed design.

**1 Claim, 1 Drawing Sheet**

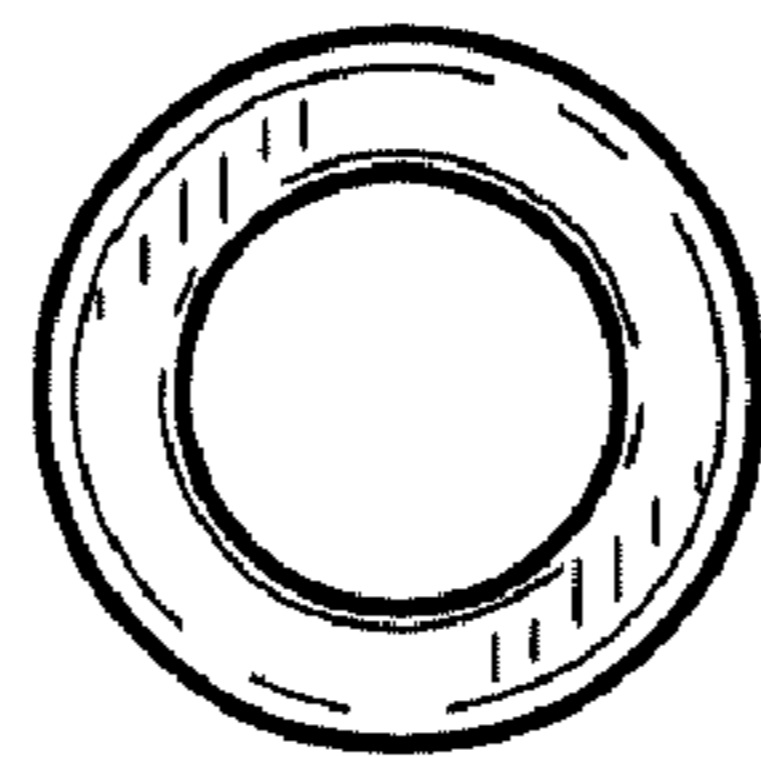




*Fig. 2*



*Fig. 3*



*Fig. 4*