



US00D550609S

(12) **United States Design Patent**  
**Ibaraki**

(10) **Patent No.:** **US D550,609 S**

(45) **Date of Patent:** **\*\* Sep. 11, 2007**

(54) **AUTOMOBILE TIRE**

(75) Inventor: **Daisuke Ibaraki**, Osaka (JP)

(73) Assignee: **Toyo Tire & Rubber Co., Ltd.**, Osaka (JP)

(\*\*) Term: **14 Years**

(21) Appl. No.: **29/225,426**

(22) Filed: **Mar. 16, 2005**

(30) **Foreign Application Priority Data**

Nov. 9, 2004 (JP) ..... 2004-034083

(51) **LOC (8) Cl.** ..... **12-15**

(52) **U.S. Cl.** ..... **D12/601**

(58) **Field of Classification Search** ..... D12/555,  
D12/564, 565, 590, 600, 601; 152/209.1,  
152/209.9, 209.16, 209.18, 209.25

See application file for complete search history.

(56) **References Cited**

**U.S. PATENT DOCUMENTS**

D354,028 S \* 1/1995 Hutz ..... D12/585  
D387,716 S \* 12/1997 Miller et al. .... D12/601  
D450,019 S \* 11/2001 Himuro et al. .... D12/601  
D451,057 S \* 11/2001 Guspodin et al. .... D12/601  
D510,065 S \* 9/2005 Kuramochi et al. .... D12/601

**OTHER PUBLICATIONS**

Medalist Defender Sport Tire, 2004 Tread Design Guide, Jan. 2004,  
p. 40. 1/3.\*

Wanli S-1020 Tire, 2004 Tread Design Guide, Jan. 2004, p. 62. 3/4.\*

\* cited by examiner

*Primary Examiner*—Robert M. Spear

(74) *Attorney, Agent, or Firm*—Jordan and Hamburg LLP

(57) **CLAIM**

The ornamental design for an automobile tire, as shown and described.

**DESCRIPTION**

FIG. 1 is a front perspective view of an automobile tire showing our new design, it being understood that the tread pattern shown is repeated throughout the circumference of the tire as shown schematically by solid lines outlining an area of repetition of the tread pattern;

FIG. 2 is a rear perspective view thereof, it being understood that the tread pattern shown is repeated throughout the circumference of the tire as shown schematically by solid lines outlining an area of repetition of the tread pattern;

FIG. 3 is a left-side view thereof;


FIG. 4 is a right-side view thereof;

FIG. 5 is a perspective view thereof; and,

FIG. 6 is an enlargement of a portion of the front view thereof.

The broken lines in the drawings represent unclaimed environmental subject matter. The tread grooves have the depth indicated at the top right edge of FIGS. 1 and 2.

**1 Claim, 6 Drawing Sheets**






FIG. 1




FIG. 2

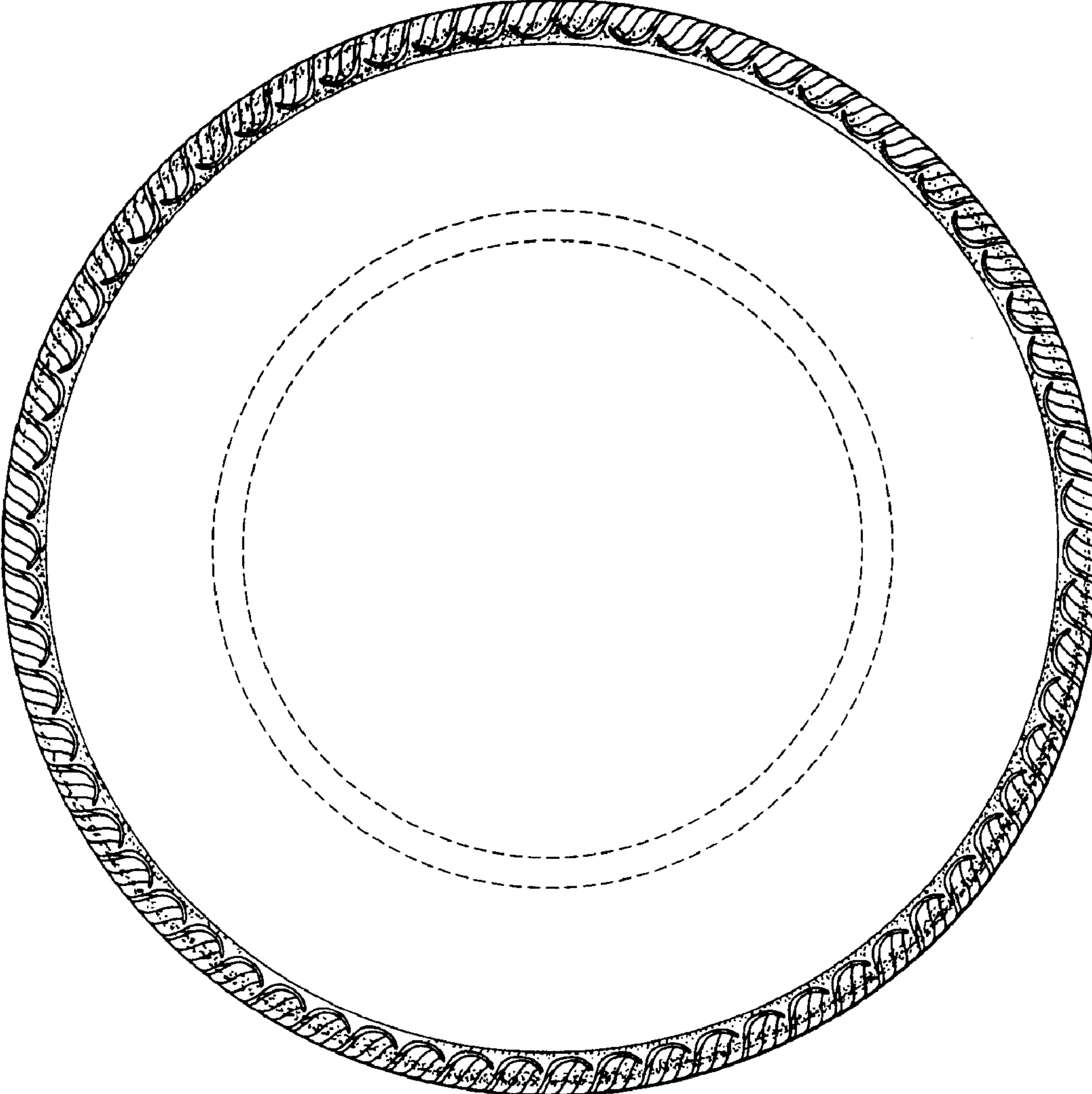


FIG. 3

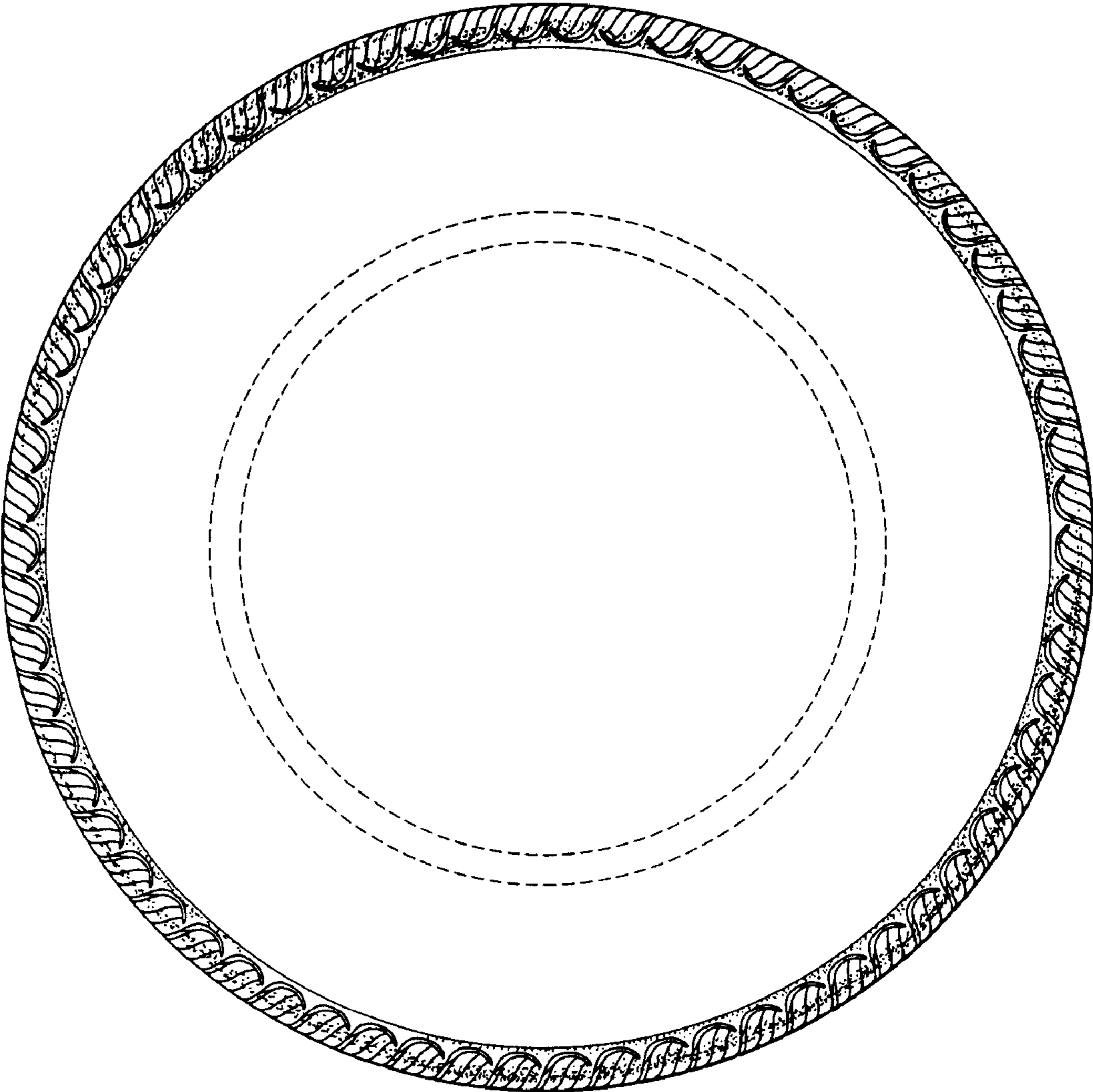


FIG.4

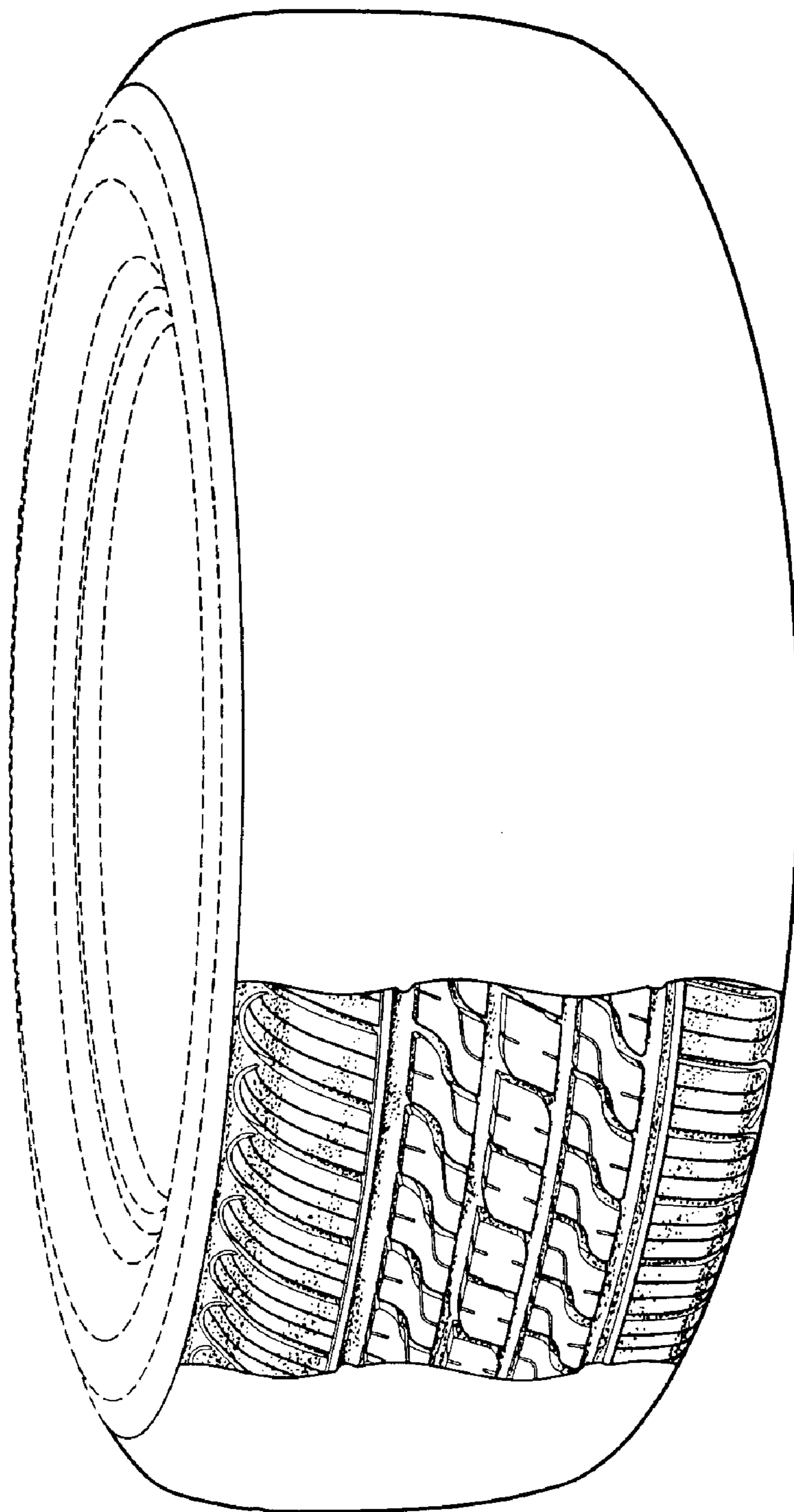


FIG. 5

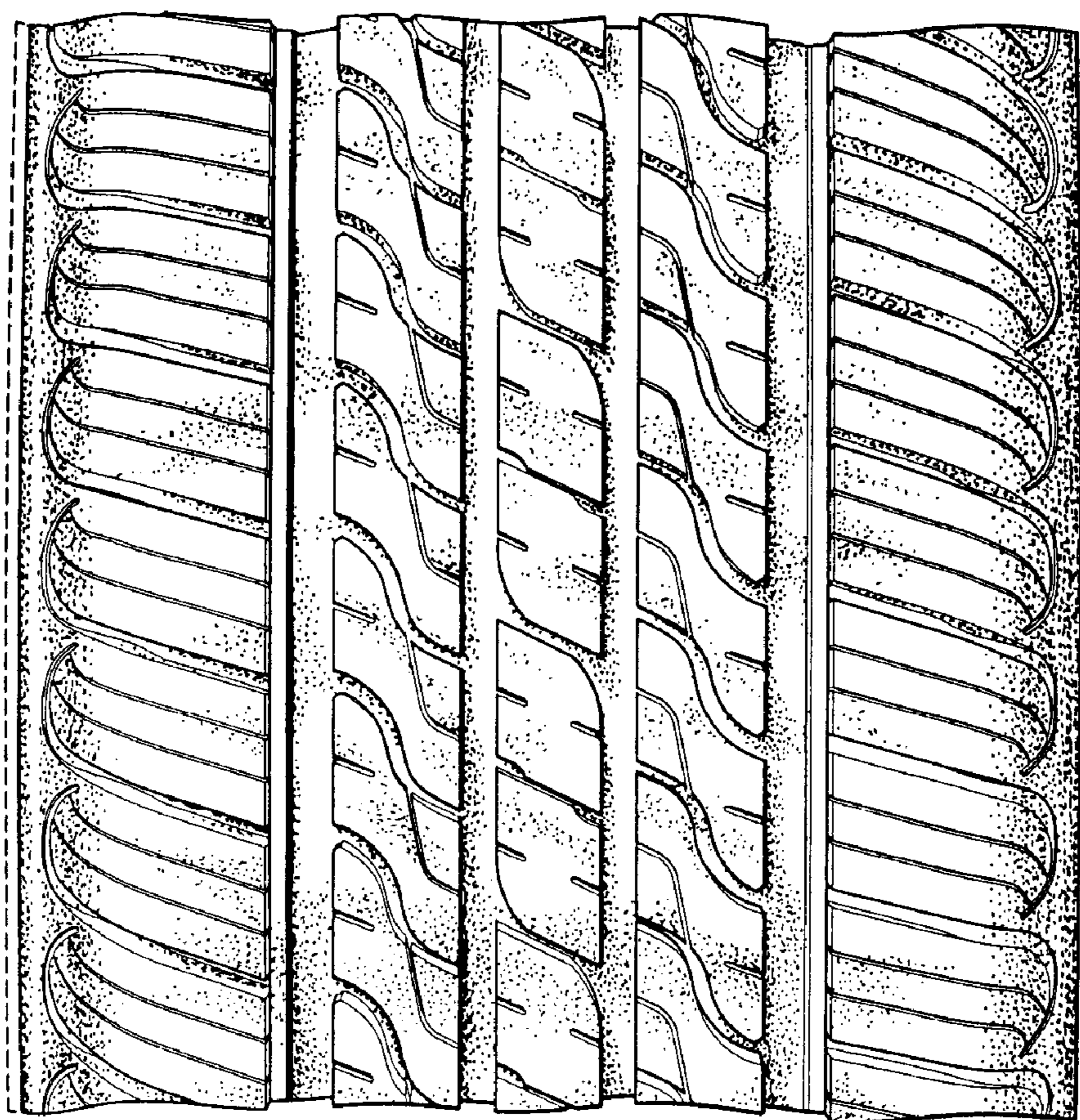


FIG. 6