



US00D550608S

(12) **United States Design Patent**
Vitito

(10) **Patent No.:** **US D550,608 S**

(45) **Date of Patent:** **** Sep. 11, 2007**

(54) **OVERHEAD AUTOMOBILE CONSOLE**

(76) Inventor: **Christopher J. Vitito**, 514
Longmeadow St., Celebration, FL (US)
34747

(**) Term: **14 Years**

(21) Appl. No.: **29/274,408**

(22) Filed: **Apr. 23, 2007**

(51) **LOC (8) Cl.** **12-16**

(52) **U.S. Cl.** **D12/418**

(58) **Field of Classification Search** D12/415,
D12/418, 400, 195; D14/124, 126, 129,
D14/113, 132-133, 100; 296/37.1-37.8,
296/70, 24.1, 929, 534; 224/311, 539; 180/90;
439/34; 361/683

See application file for complete search history.

(56) **References Cited**

U.S. PATENT DOCUMENTS

D297,527 S *	9/1988	Iacovelli	D12/418
D339,780 S	9/1993	Burdick		
D413,856 S	9/1999	Scribner		
D456,789 S	5/2002	Snyker		
D467,562 S	12/2002	Chang		
D469,068 S	1/2003	Furusawa		
D473,841 S *	4/2003	Kendrick, III	D12/418
D489,044 S	4/2004	Bremenkamp et al.		
D508,900 S	8/2005	Kawano et al.		

D510,329 S	10/2005	Vitito		
D511,332 S *	11/2005	Vitito	D14/132
D511,756 S	11/2005	Matsuoka		
D512,973 S	12/2005	Schedivy		
D535,246 S *	1/2007	Vitito	D12/418
D541,730 S *	5/2007	Vitito	D12/418
2006/0070103 A1	3/2006	Vitito		

* cited by examiner

Primary Examiner—Stacia Cadmus

(74) *Attorney, Agent, or Firm*—Welsh & Flaxman LLC

(57) **CLAIM**

The ornamental design for an overhead automobile console, as shown and described.

DESCRIPTION

FIG. 1 is a perspective view of an overhead automobile console showing my new design.

FIG. 2 is a front plan view of thereof.

FIG. 3 is a rear plan view of thereof

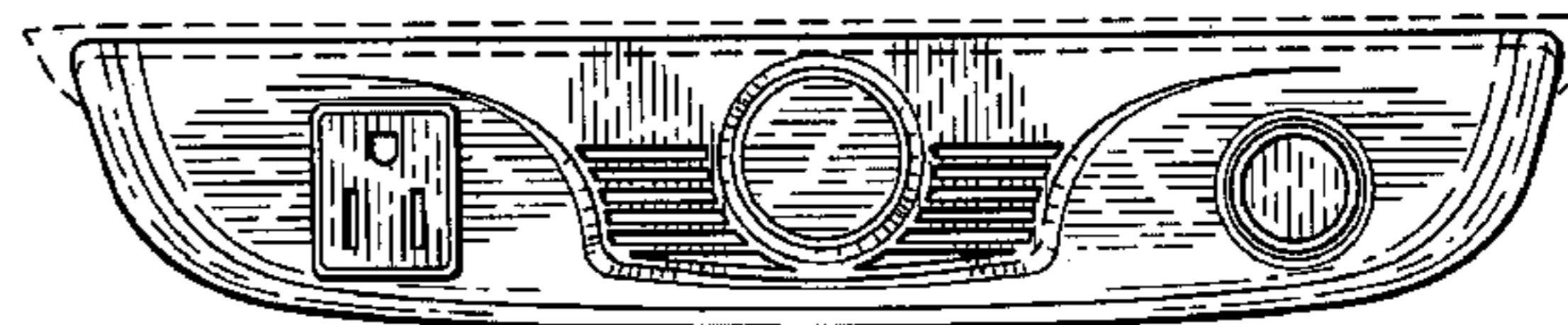
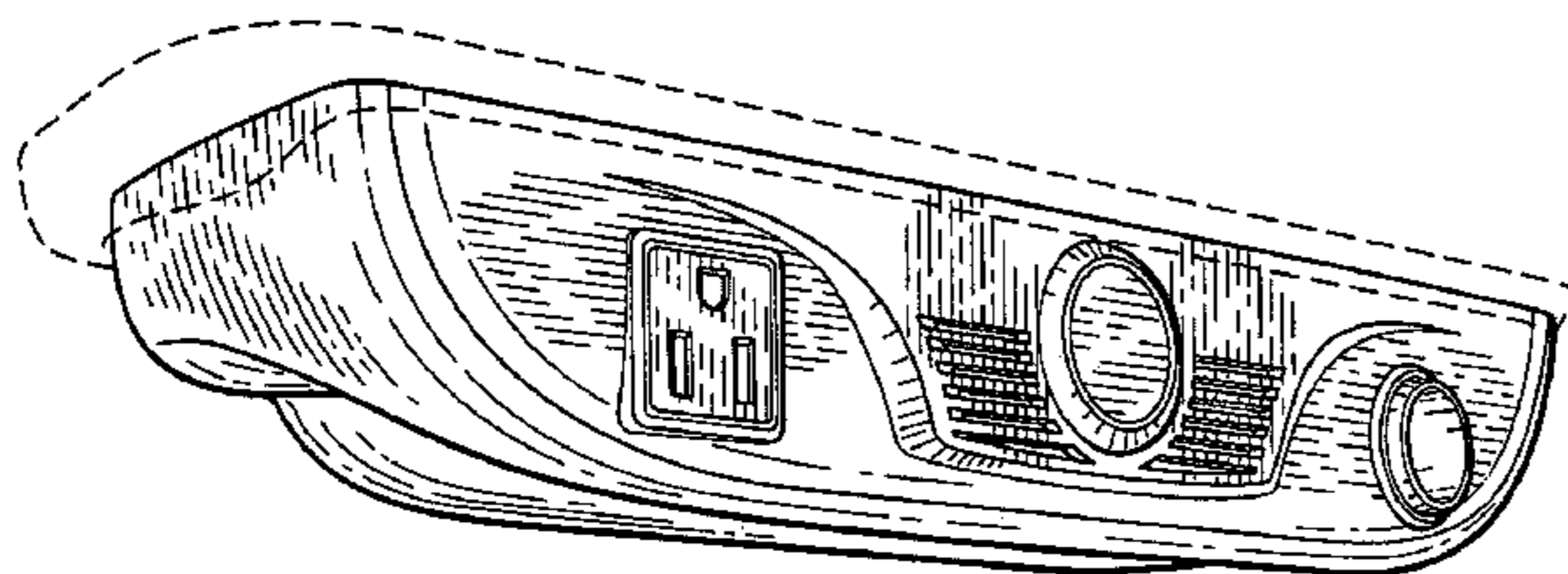
FIG. 4 is a bottom plan view of thereof.

FIG. 5 is a side plan view of thereof; and,

FIG. 6 is an opposite side plan view of thereof.

The broken lines in the drawings are for the purpose of showing environmental structure and do not form part of the design to be patented.

1 Claim, 3 Drawing Sheets



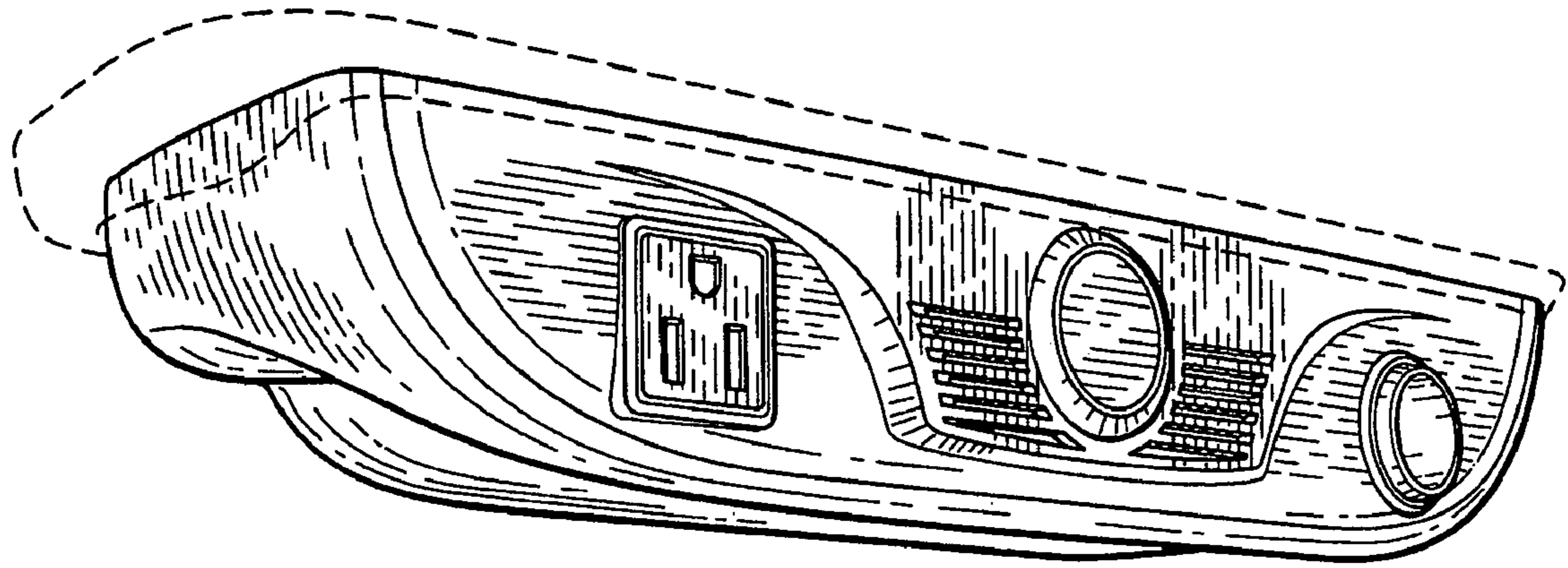


FIG. 1




FIG. 2



FIG. 3

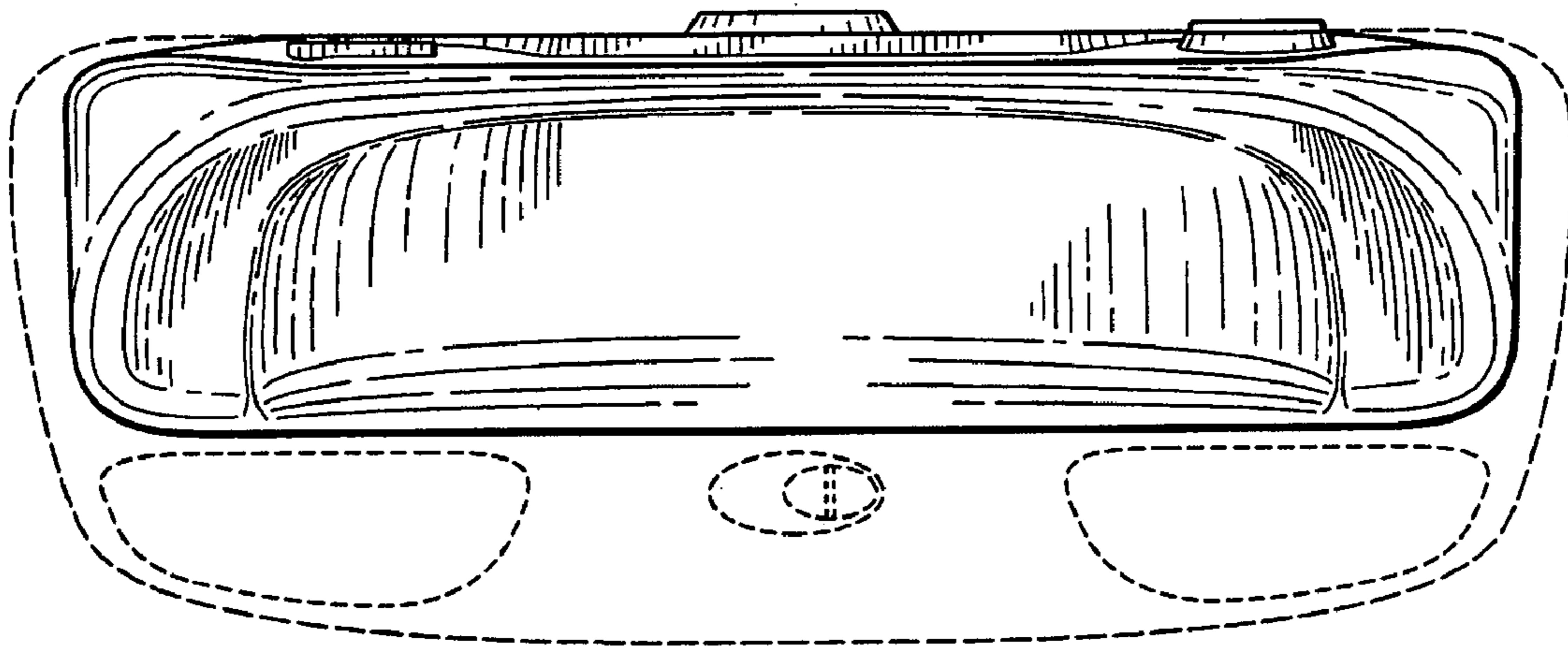


FIG. 4

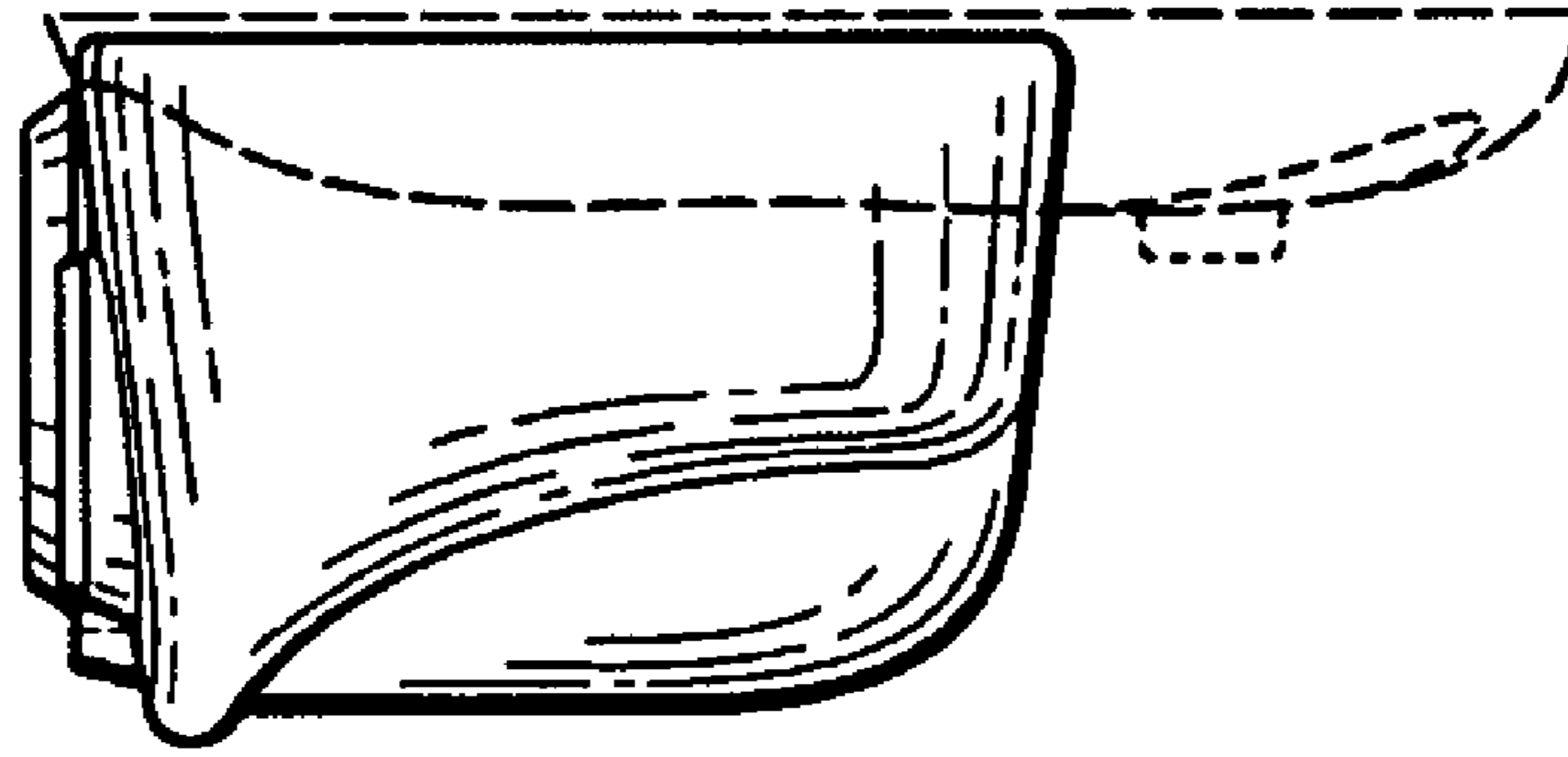


FIG. 5

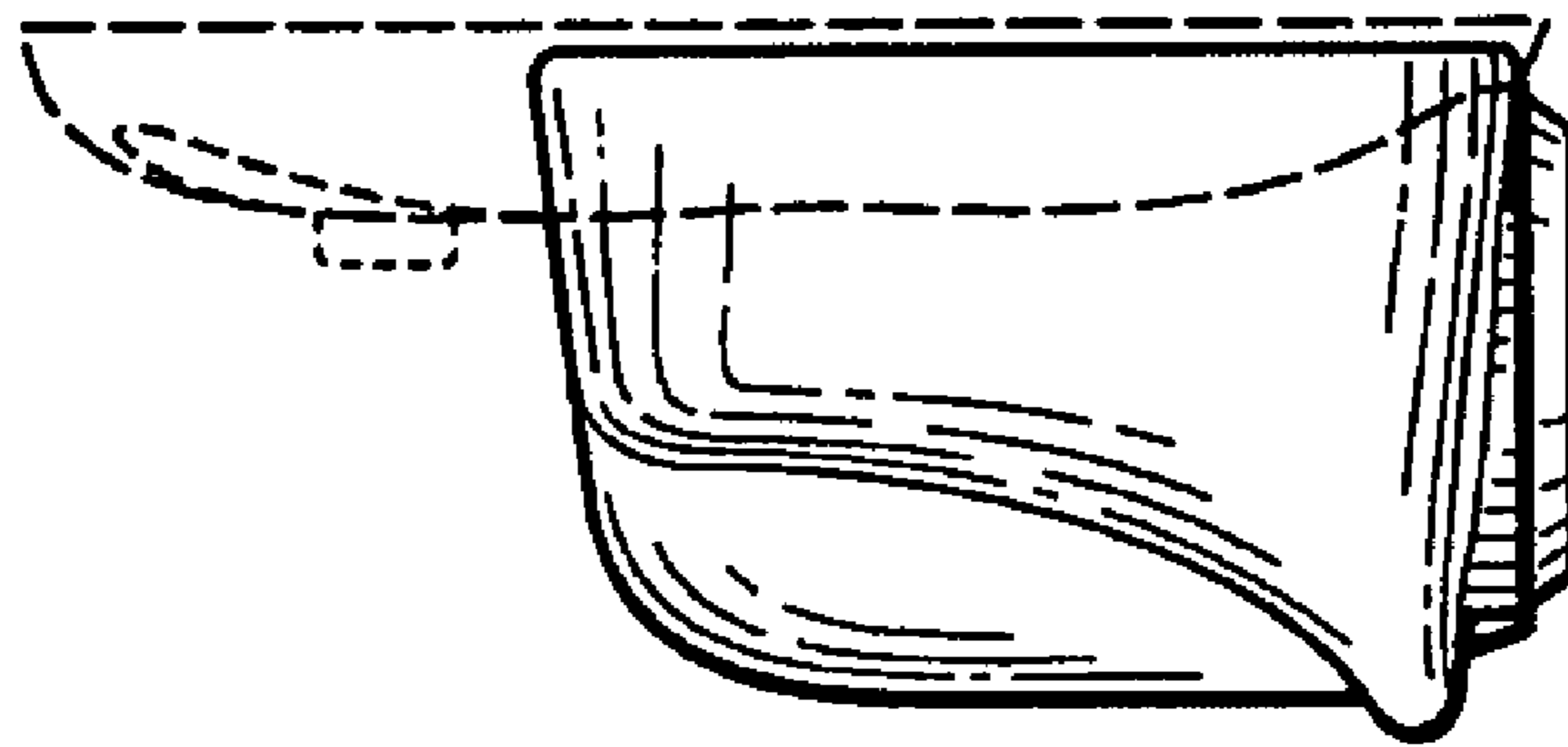


FIG. 6