



US00D550595S

(12) **United States Design Patent**
Peng

(10) **Patent No.:** **US D550,595 S**

(45) **Date of Patent:** **** Sep. 11, 2007**

(54) **VEHICLE PEDAL HAVING A DESIGN OF LED FLAMES**

D497,855 S * 11/2004 Super et al. D12/174
D505,894 S * 6/2005 DeBerti D12/174

(76) Inventor: **Vincent Peng**, 322 S. Ynez Ave., #C,
Monterey Park, CA (US) 91754

* cited by examiner

Primary Examiner—Melody N. Brown

(**) Term: **14 Years**

(57) **CLAIM**

(21) Appl. No.: **29/235,359**

The ornamental design for a vehicle pedal having a design of LED flames, as shown and described.

(22) Filed: **Aug. 1, 2005**

DESCRIPTION

(51) **LOC (8) Cl.** **12-16**

FIG. 1 is a front elevational view of a vehicle pedal showing my new design. The cable that connects to the vehicle pedal providing it with electricity is shown in broken lines for illustration purposes only and forms no part of the claimed design;

(52) **U.S. Cl.** **D12/174**

FIG. 2 is a rear elevational view thereof;

(58) **Field of Classification Search** D12/174,
D12/125; 74/560-563, 512; 280/259; 403/257
See application file for complete search history.

FIG. 3 is a left side elevational view thereof;

(56) **References Cited**

FIG. 4 is a right side elevational view thereof;

U.S. PATENT DOCUMENTS

FIG. 5 is a top plan view thereof; and,

FIG. 6 is a bottom plan view thereof.

D491,498 S * 6/2004 DeBerti D12/174
D494,515 S * 8/2004 DeBerti D12/174
D496,310 S * 9/2004 Super et al. D12/174

1 Claim, 4 Drawing Sheets






Figure 1.

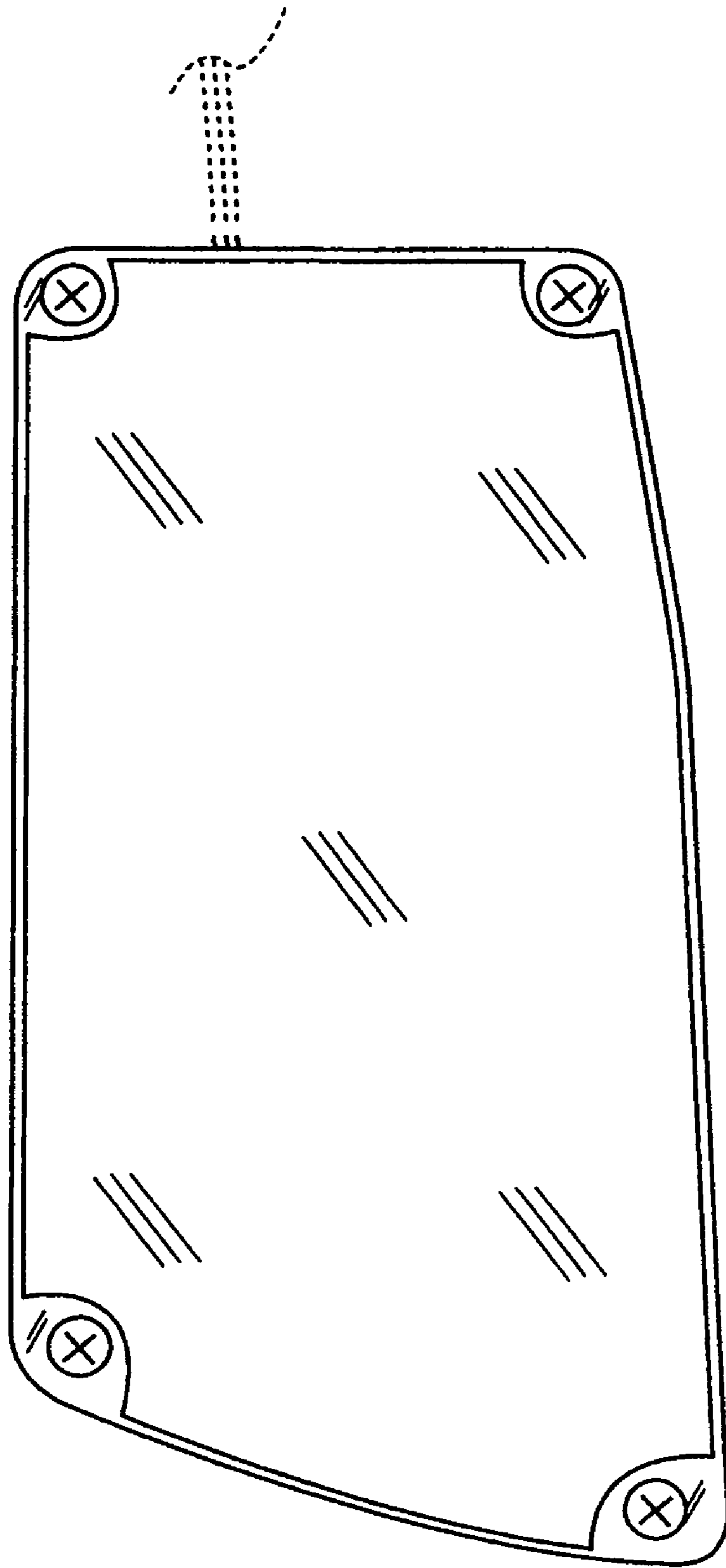


Figure 2.

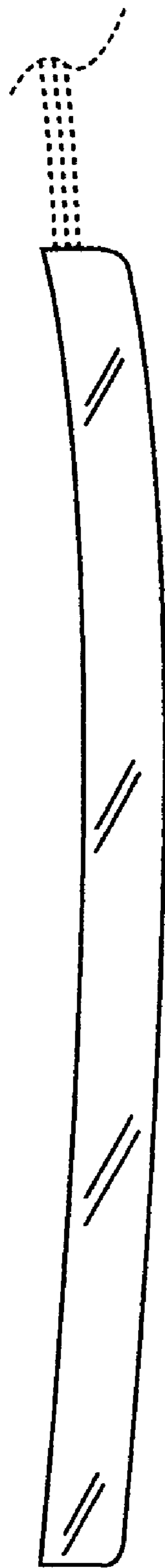


Figure 3.



Figure 4.

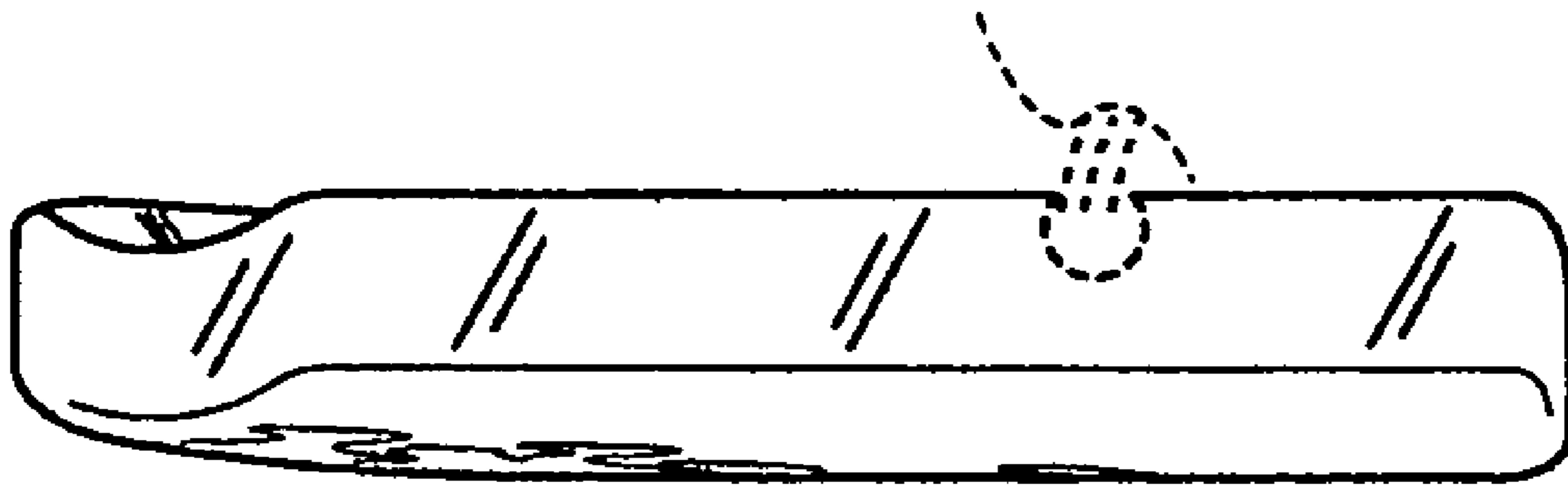


Figure 5.




Figure 6.