



US00D550594S

(12) **United States Design Patent** (10) **Patent No.:** **US D550,594 S**  
**Pfeiffer** (45) **Date of Patent:** **\*\* Sep. 11, 2007**

(54) **SURFACE CONFIGURATION OF A FRONT BUMPER FOR A VEHICLE**

(75) Inventor: **Peter Pfeiffer**, Boeblingen (DE)

(73) Assignee: **DaimlerChrysler AG**, Stuttgart (DE)

(\*\*) Term: **14 Years**

(21) Appl. No.: **29/253,644**

(22) Filed: **Feb. 10, 2006**

**Related U.S. Application Data**

(63) Continuation of application No. 29/233,903, filed on Jul. 12, 2005, and a continuation of application No. 29/233,904, filed on Jul. 12, 2005.

(51) **LOC (8) Cl.** ..... **12-16**  
(52) **U.S. Cl.** ..... **D12/169**  
(58) **Field of Classification Search** ..... D12/169,  
D12/196, 190, 90-92, 171; 296/180.1, 180.2;  
293/102, 113, 115, 120

See application file for complete search history.

(56) **References Cited**

**U.S. PATENT DOCUMENTS**

D504,365 S \* 4/2005 Pfeiffer ..... D12/169  
D520,417 S \* 5/2006 Yagi et al. .... D12/169  
D533,120 S \* 12/2006 Tachibana ..... D12/169  
D533,486 S \* 12/2006 Pfeiffer ..... D12/169

**OTHER PUBLICATIONS**

Auto Bild, Nr. 1, Jan. 7, 2005.  
Auto Bild, Nr. 11, Mar. 18, 2005.

Auto Bild, Nr. 18, Apr. 30, 2004.  
Auto motor und sport, Jul. 2003.  
Auto motor und sport, "Auf Grosser Fahrt," Booklet 21, Sep. 29, 2004, pp. 1-6.  
Auto Strasseverkehr, "Daimlers Neuer Chic," Dec. 3, 2004, pp. 1-4.  
Weyer, Peter, "Neuer Schwung," stern, Feb. 10, 2005, pp. 1-2. Auto Bild.  
Auto Bild, Version 11/2005, Mar. 18, 2005.  
Auto Zeitung, "C-Klasse von morgen," p. 11, Version 11/2003, May 7, 2003.  
Auto Zeitung, p. 14, Version 13/2003, Jun. 4, 2003.  
Auto Zeitung, p. 14, Version 13/2004, Jun. 2, 2004.

\* cited by examiner

*Primary Examiner*—Melody N. Brown  
(74) *Attorney, Agent, or Firm*—Crowell & Moring LLP

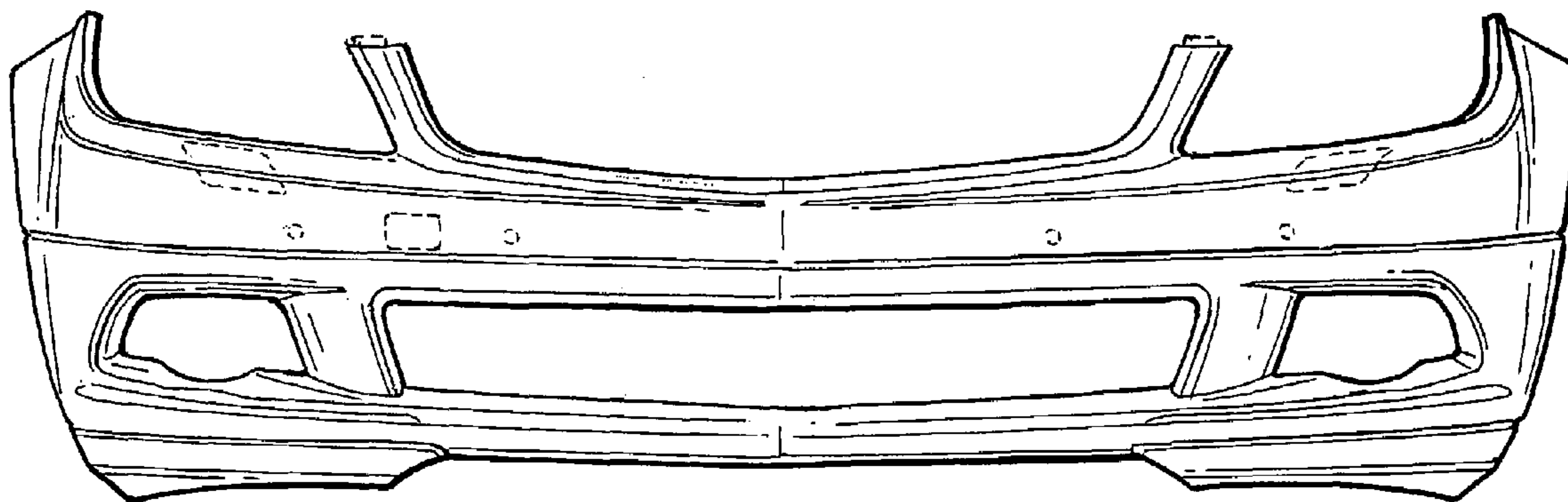
(57) **CLAIM**

The ornamental design for a surface configuration of a front bumper for a vehicle, as shown and described.

**DESCRIPTION**

FIG. 1 is a front view of a surface configuration of a front bumper for a vehicle according to my novel design;  
FIG. 2 is a right perspective view thereof, the left perspective view being mirror symmetrical; and,  
FIG. 3 is a right side view thereof, the left side view being mirror symmetrical.  
The broken lines are for illustrative purposes only and form no part of the claimed design.

**1 Claim, 1 Drawing Sheet**



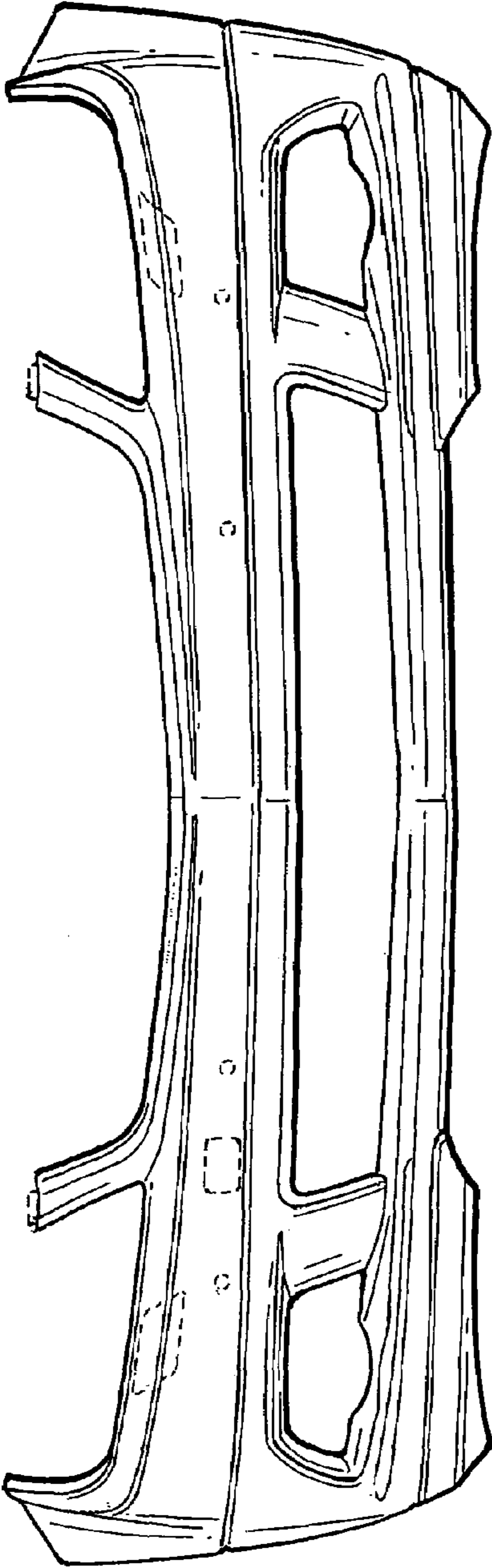


FIG. 1

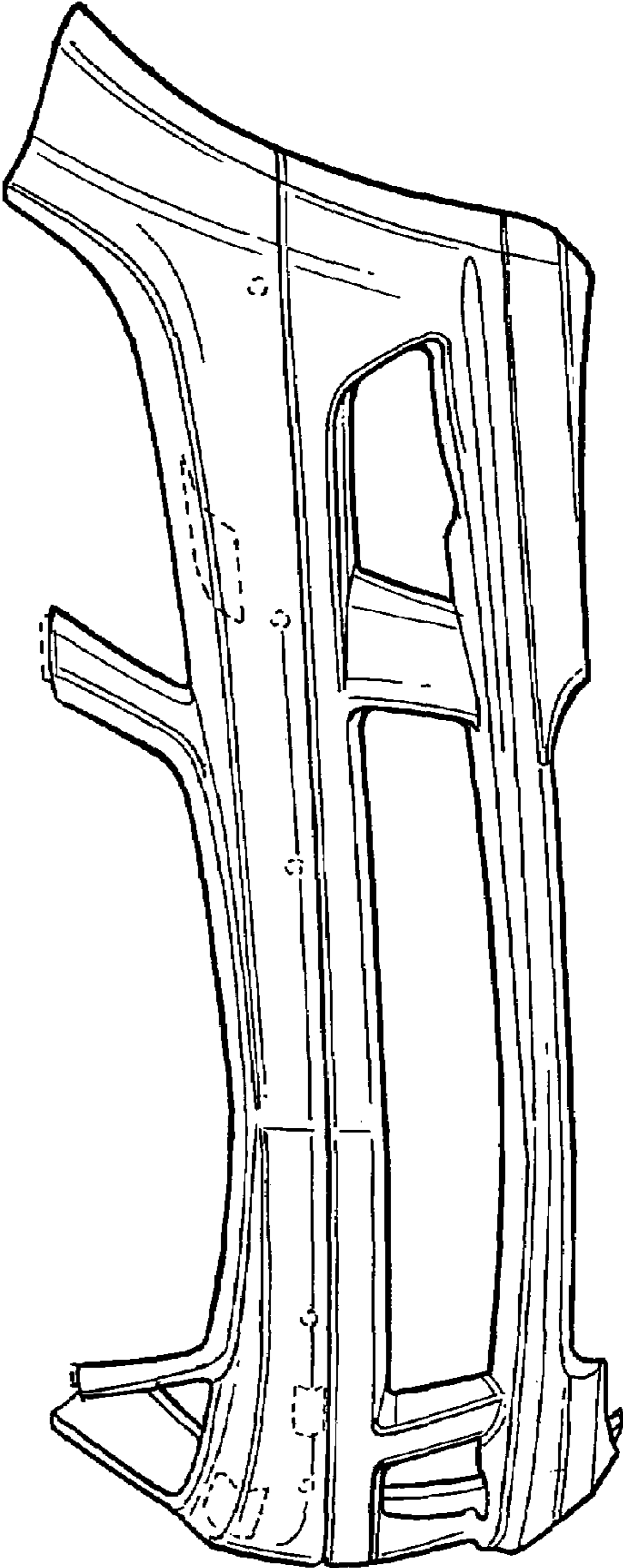


FIG. 2

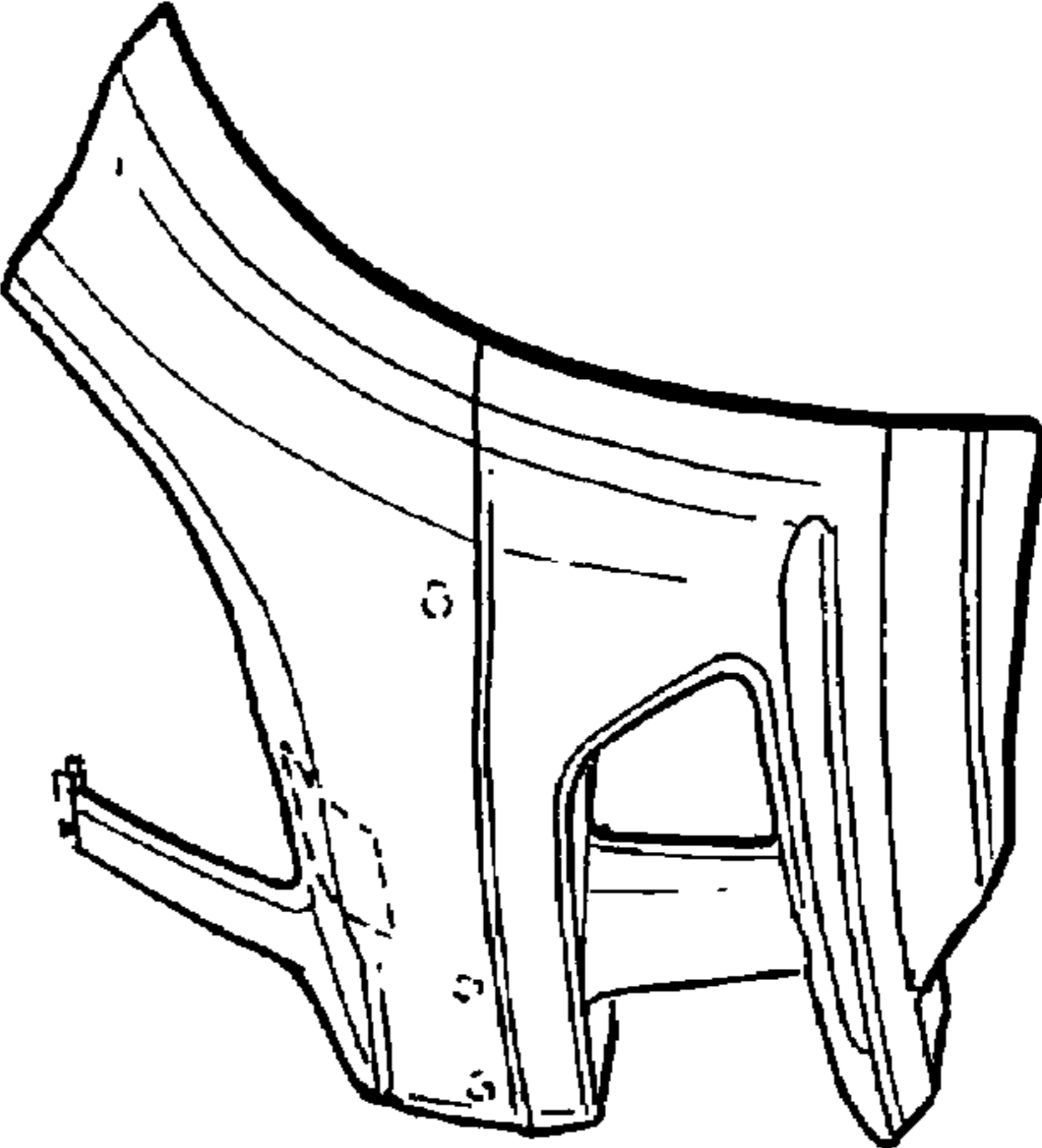


FIG. 3