



US00D550587S

(12) **United States Design Patent**  
**Limber**

(10) **Patent No.:** **US D550,587 S**

(45) **Date of Patent:** **\*\* Sep. 11, 2007**

(54) **SNOW MAN WALL ORNAMENT**

(76) Inventor: **Jamie Limber**, 4645 E. Cotton Center Blvd., Bldg. 3, Ste 195, Phoenix, AZ (US) 85040

(\*\*) Term: **14 Years**

(21) Appl. No.: **29/254,906**

(22) Filed: **Mar. 1, 2006**

(51) **LOC (8) Cl.** ..... **11-05**

(52) **U.S. Cl.** ..... **D11/128; D11/117; D11/125**

(58) **Field of Classification Search** ..... D11/117-130, D11/131, 132, 133, 134, 135, 136, 157, 158, D11/160; 428/7, 8, 9

See application file for complete search history.

(56) **References Cited**

**U.S. PATENT DOCUMENTS**

1,755,234	A *	4/1930	Westerfield	.....	206/443
2,484,776	A	10/1949	Zent et al.		
D157,235	S *	2/1950	Brown	.....	D11/160
D169,123	S	3/1953	Butzko		
D199,325	S *	10/1964	Bernard	.....	D26/99
D210,383	S	3/1968	La Montagne		
D249,027	S	8/1978	Dibble		
D315,277	S *	3/1991	Meixel	.....	D8/1
D345,435	S	3/1994	McLaughlin, II		
D345,945	S *	4/1994	Starzak	.....	D11/130.1
5,380,237	A *	1/1995	Kenyon	.....	446/491
D372,205	S	7/1996	Mason		
D384,595	S *	10/1997	Hartwell-Ruland	.....	D11/121
D411,069	S *	6/1999	Bear	.....	D6/599
D426,432	S *	6/2000	Saddler	.....	D8/1
D430,100	S	8/2000	Shurling		
D448,515	S *	9/2001	Sehl	.....	D26/99
D453,707	S	2/2002	Wu		
D456,219	S *	4/2002	Kracke	.....	D7/613
D456,736	S *	5/2002	Copp et al.	.....	D11/125

D458,697	S *	6/2002	Kaufman et al.	.....	D26/7
D473,485	S *	4/2003	Danon et al.	.....	D11/128
D493,010	S	7/2004	Lee		
D499,355	S *	12/2004	Yang	.....	D11/121
6,880,273	B2 *	4/2005	Lo	.....	40/406
D509,041	S *	9/2005	Larkin	.....	D1/101

\* cited by examiner

*Primary Examiner*—Prabhakar Deshmukh

*Assistant Examiner*—Elizabeth J. Oswecki

(74) *Attorney, Agent, or Firm*—The Halvorson Law Firm

(57) **CLAIM**

The ornamental design for a snow man wall ornament, as shown and described.

**DESCRIPTION**

FIG. 1 is a perspective view of the snow man wall ornament, according to the present invention;

FIG. 2 is a front view of the snow man wall ornament, according to the present invention;

FIG. 3 is a rear view of the snow man wall ornament, according to the present invention;

FIG. 4 is a side view of the snow man wall ornament, according to the present invention;


FIG. 5 is a second side view of the snow man wall ornament, according to the present invention;

FIG. 6 is a top view of the snow man wall ornament, according to the present invention; and,

FIG. 7 is a bottom view of the snow man wall ornament, according to the present invention.

The broken line showing of the snow man wall ornament is for illustrative purposes only and forms no part of the claimed design.

**1 Claim, 6 Drawing Sheets**






Fig. 1

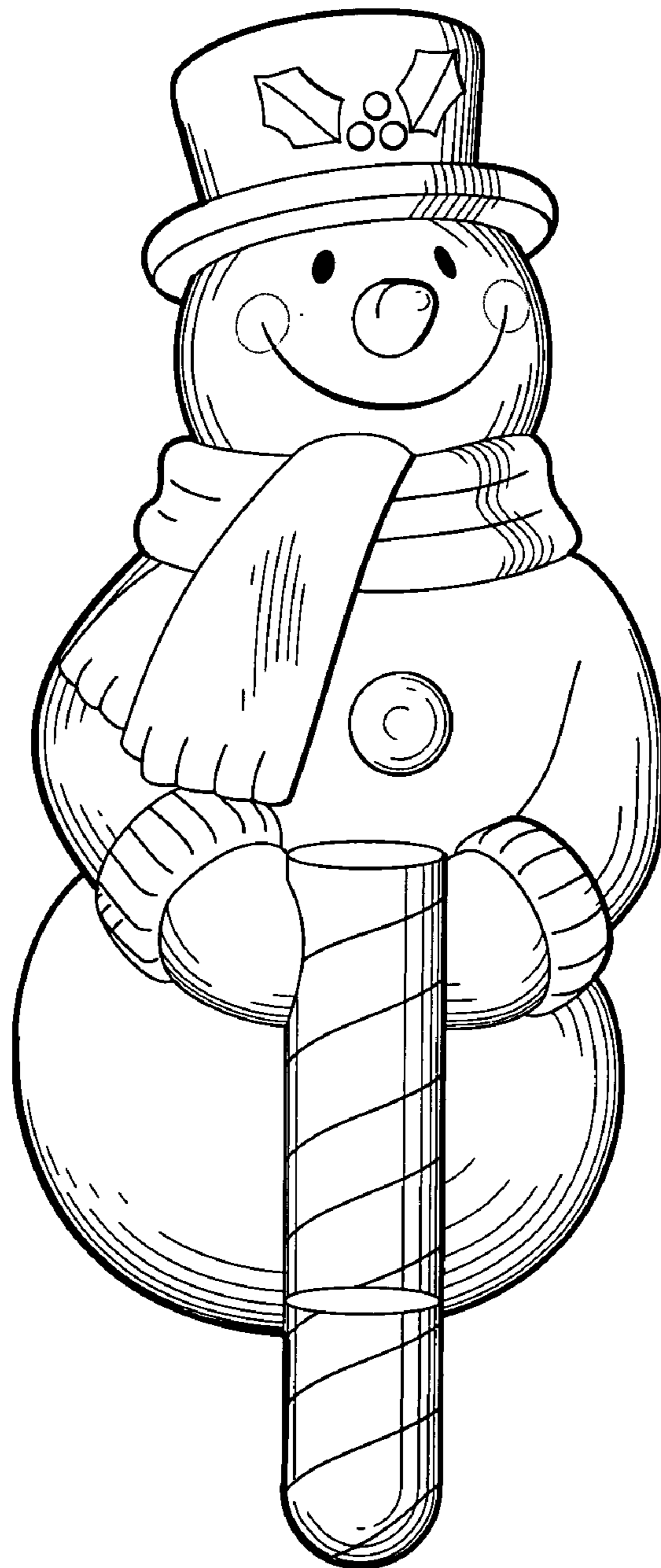


Fig. 2

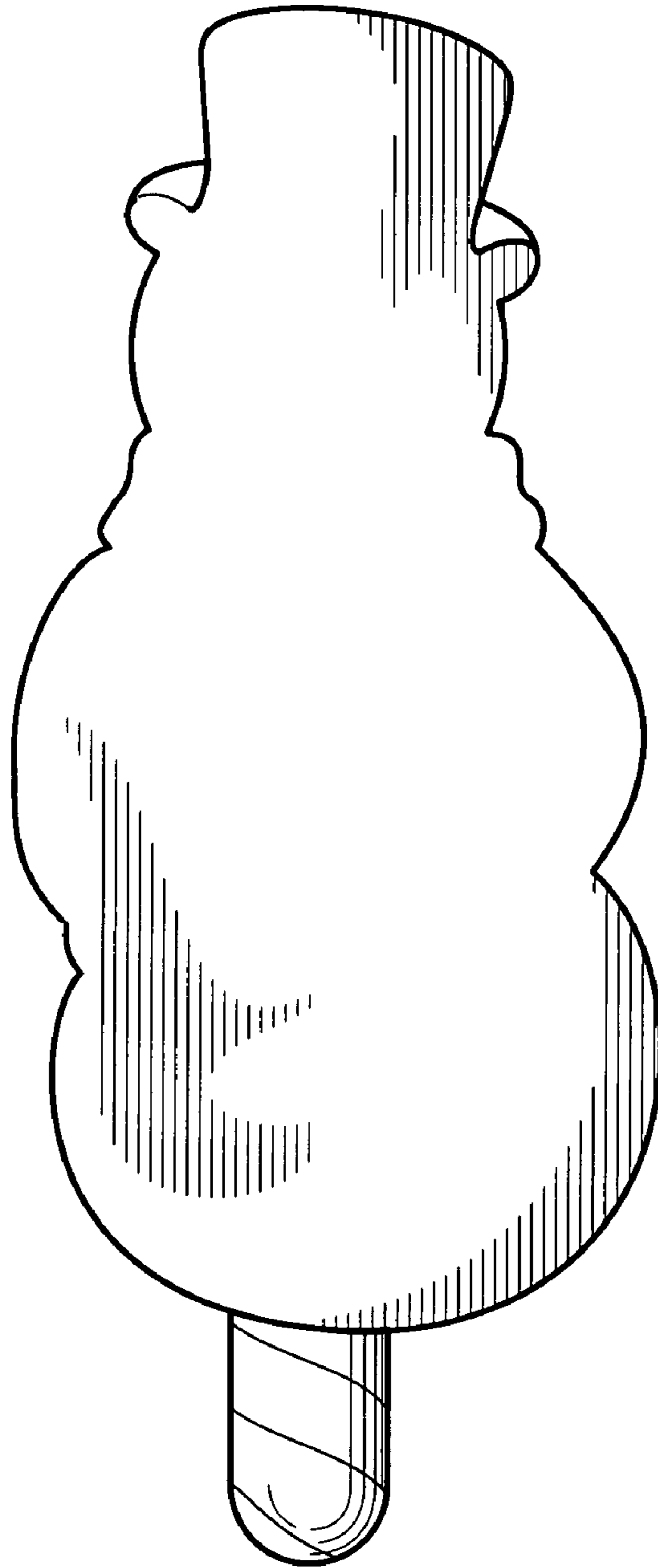


Fig. 3

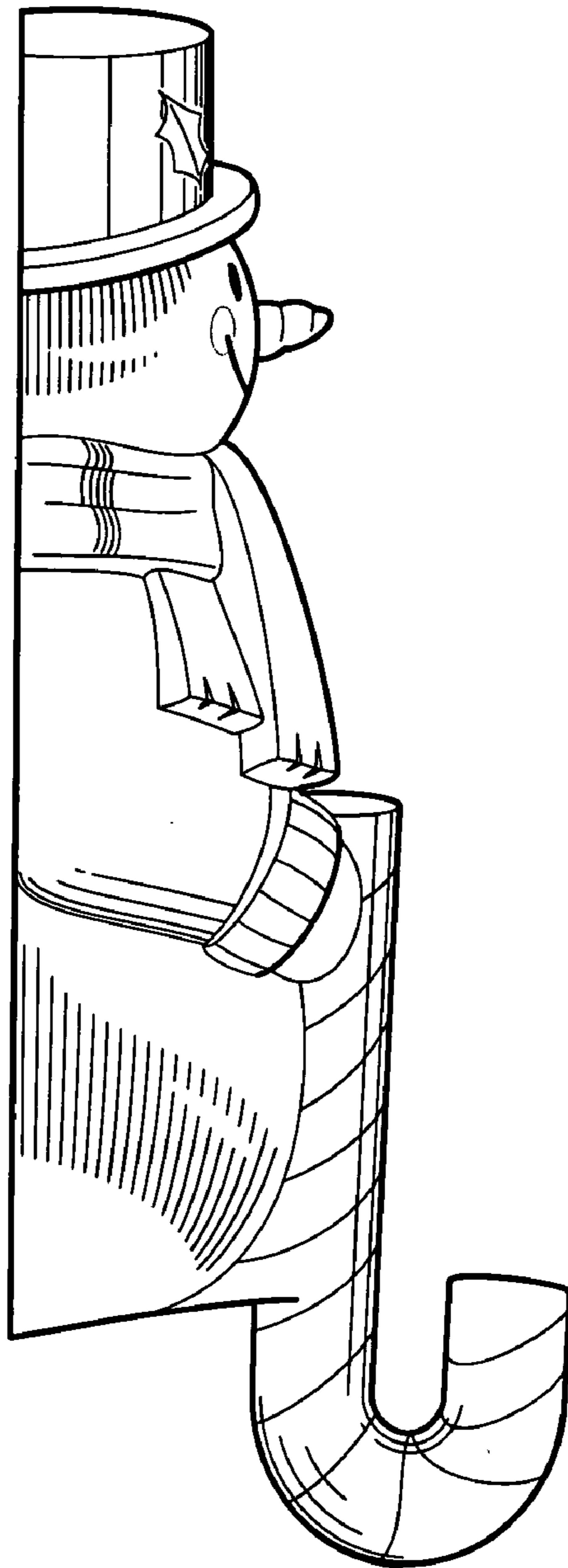


Fig. 4

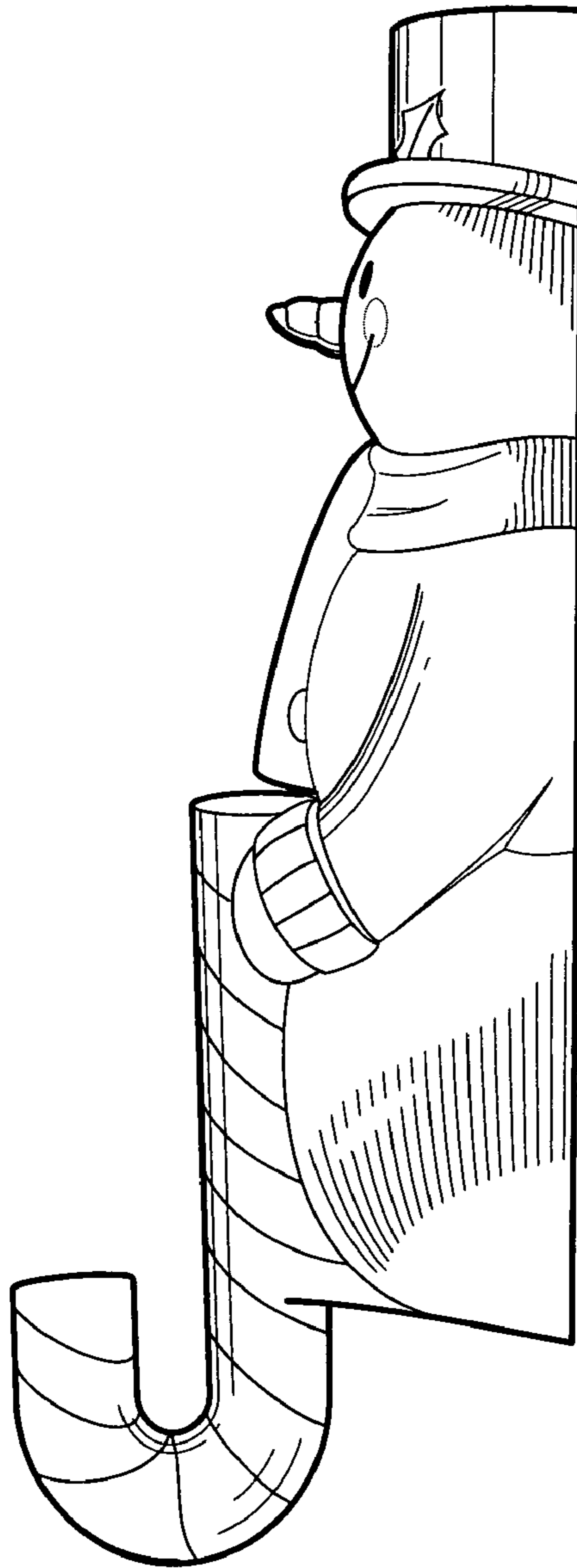


Fig. 5

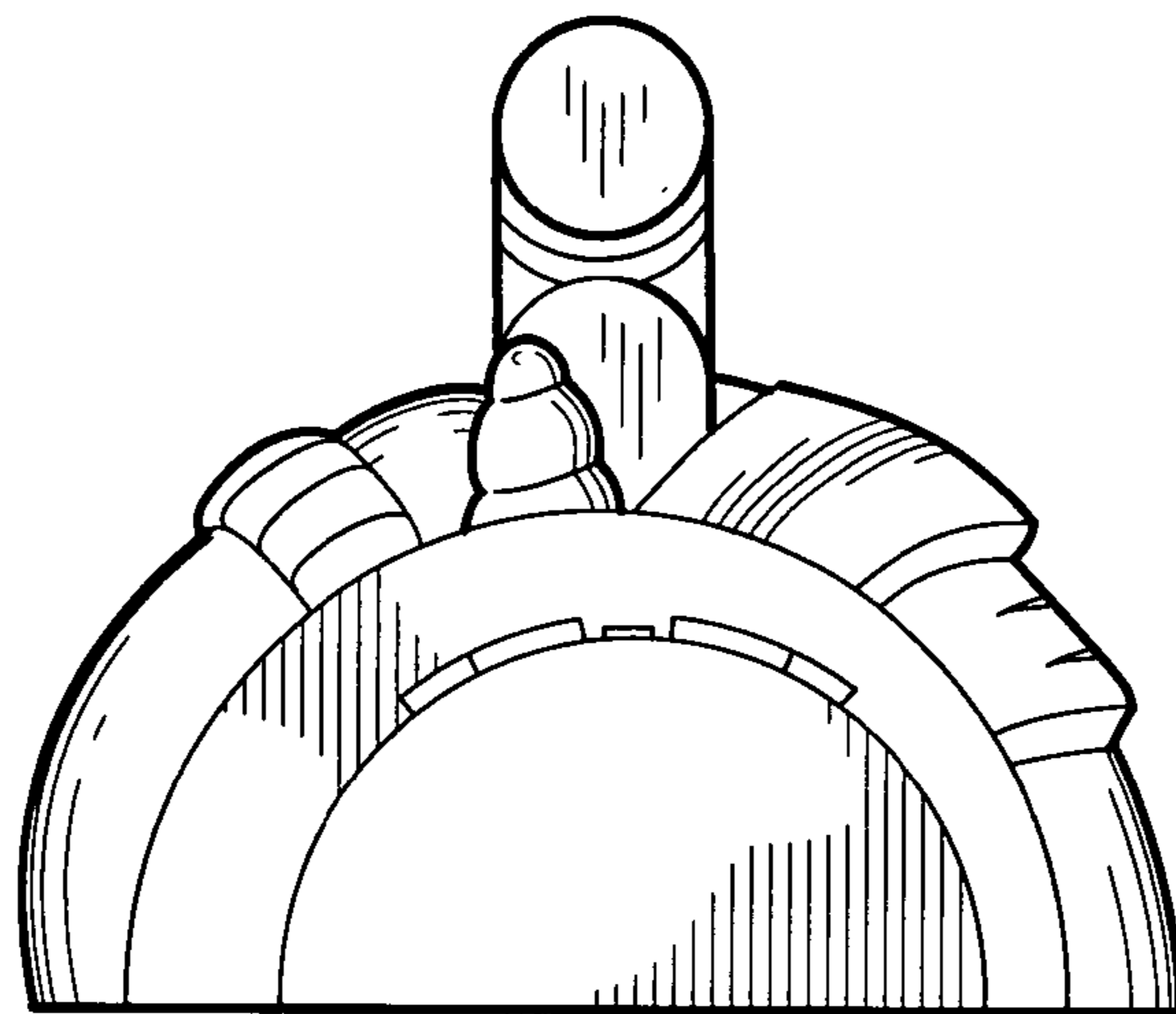


Fig. 6

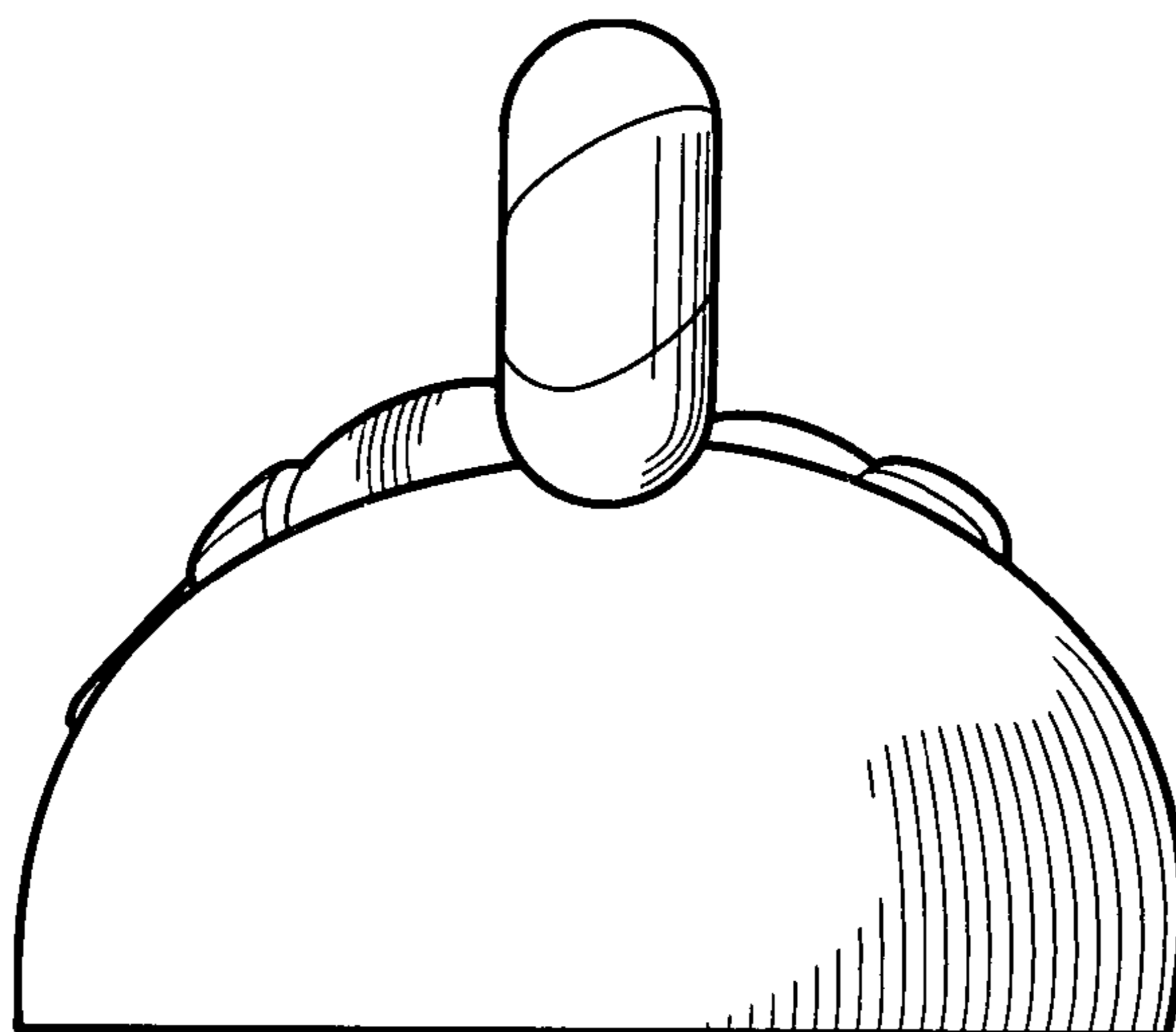


Fig. 7