



US00D550578S

(12) **United States Design Patent**
Vaptzarof

(10) **Patent No.:** **US D550,578 S**

(45) **Date of Patent:** **** Sep. 11, 2007**

(54) **WATCH DIAL**

(75) Inventor: **Philippe Vaptzarof, L'Abbaye (CH)**

(73) Assignee: **Société Anonyme de la Manufacture
d'Horlogerie Audemars Piguet & Cie,
Le Brassus (CH)**

(**) Term: **14 Years**

(21) Appl. No.: **29/251,467**

(22) Filed: **Jan. 9, 2006**

(30) **Foreign Application Priority Data**

Jul. 13, 2005 (CH) 131943

(51) **LOC (8) Cl.** **10-07**

(52) **U.S. Cl.** **D10/126**

(58) **Field of Classification Search** D10/123-126,
D10/129, 1-39; 368/223, 228, 229, 231,
368/232, 233, 234, 235, 285, 276, 281-283,
368/28, 21, 80

See application file for complete search history.

(56) **References Cited**

U.S. PATENT DOCUMENTS

- 258,801 A * 5/1882 Payson 368/226
- D40,128 S * 7/1909 Starkey D10/126
- D209,070 S * 10/1967 Hetzel D10/126
- 3,570,239 A * 3/1971 Charles 368/11
- D297,125 S * 8/1988 Grinberg D10/39

- D456,726 S * 5/2002 Finazzi D10/39
- D472,479 S * 4/2003 Chien D10/32
- D473,473 S * 4/2003 Wunderman D10/32
- D496,296 S * 9/2004 Nataf D10/126
- D505,628 S * 5/2005 Scheufele D10/39
- D513,710 S * 1/2006 Nataf D10/126
- D517,929 S * 3/2006 Rabassa D10/39
- D528,443 S * 9/2006 Bedat D10/39
- D529,824 S * 10/2006 Senggen et al. D10/32

* cited by examiner

Primary Examiner—Lucy Lieberman

(74) *Attorney, Agent, or Firm*—Frommer Lawrence & Haug
LLP; Ronald R. Santucci

(57) **CLAIM**

I claim, the ornamental design for a watch dial, as shown and described.

DESCRIPTION

FIG. 1 is a top plan view of a watch dial showing my new design

FIG. 2 is a bottom view thereof


FIG. 3 is a right side view thereof; and,

FIG. 4 is a front side view thereof.

The broken lines in FIGS. 2-4 are environmental only and form no part of the claimed design.

The top of the watch dial, which is shown in FIG. 1, is flat.

1 Claim, 1 Drawing Sheet






FIG. 1

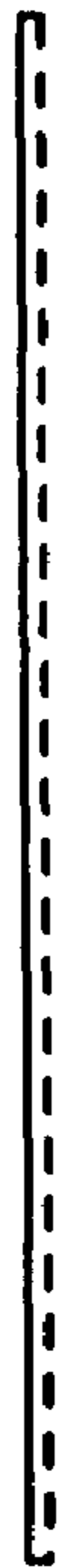


FIG. 3

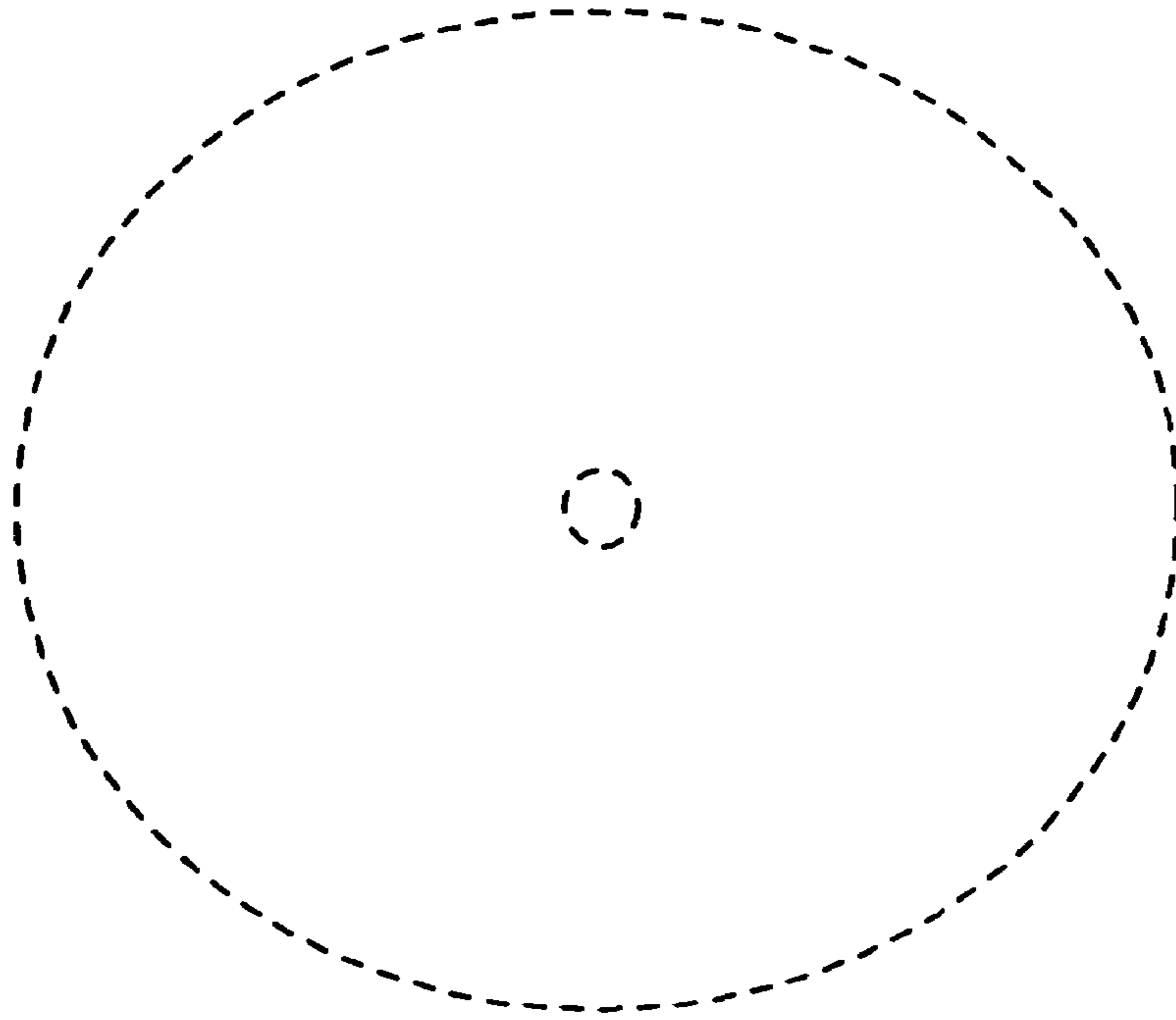


FIG. 2

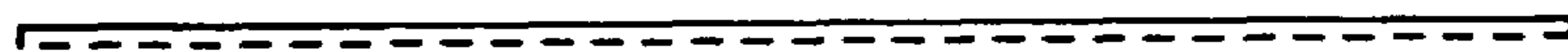


FIG. 4