



US00D550573S

(12) **United States Design Patent**
Vantine

(10) **Patent No.:** **US D550,573 S**

(45) **Date of Patent:** **** Sep. 11, 2007**

(54) **SCALE IN A CD CASE DESIGN**

(76) **Inventor:** **Lee Wayne Vantine**, 1836 Ashley
River Rd. Suite 320, Charleston, SC
(US) 29407

(**) **Term:** **14 Years**

(21) **Appl. No.:** **29/267,861**

(22) **Filed:** **Oct. 18, 2006**

(51) **LOC (8) Cl.** **10-04**

(52) **U.S. Cl.** **D10/91**

(58) **Field of Classification Search** D10/87-95;
177/4, 25.12-25.16, 177, 199, 210 R, 238-245,
177/DIG. 3, 262, 210 C, 30, 126-127; 324/692,
324/512, 515, 806; 600/506, 547
See application file for complete search history.

(56) **References Cited**

U.S. PATENT DOCUMENTS

D303,097 S	8/1989	Muller	
D331,543 S	12/1992	Meunier	
D415,438 S	10/1999	Plazonich	
D442,872 S	5/2001	Sato	
D448,691 S	10/2001	Montagnino et al.	
D470,782 S *	2/2003	Motomizu	D10/92
D472,833 S *	4/2003	Thadani	D10/91
D490,733 S	6/2004	Stree	
D493,115 S	7/2004	Juteau	
D498,156 S	11/2004	Lee	
D499,972 S	12/2004	van de Wiel et al.	
D505,348 S *	5/2005	Lee	D10/91
D518,398 S *	4/2006	Kesselman	D10/91
D519,048 S *	4/2006	Kesselman	D10/91

D520,891 S *	5/2006	Motomizu et al.	D10/91
D521,889 S *	5/2006	Kesselman	D10/91
D521,890 S *	5/2006	Motomizu et al.	D10/91
D524,671 S *	7/2006	Huang	D10/91
D529,831 S *	10/2006	Malhi	D10/91
D531,075 S *	10/2006	Vantine	D10/92

* cited by examiner

Primary Examiner—Antoine D. Davis
(74) *Attorney, Agent, or Firm*—Patel & Alumit, P.C.; Edwin Tarver; Ty Ung

(57) **CLAIM**

The ornamental design for a scale in a cd case, as shown and described.

DESCRIPTION

FIG. 1 is a top perspective view of the scale according to the new design.

FIG. 2 is a top view thereof.

FIG. 3 is a bottom view thereof.

FIG. 4 is a side view thereof.

FIG. 5 is a bottom perspective view thereof.

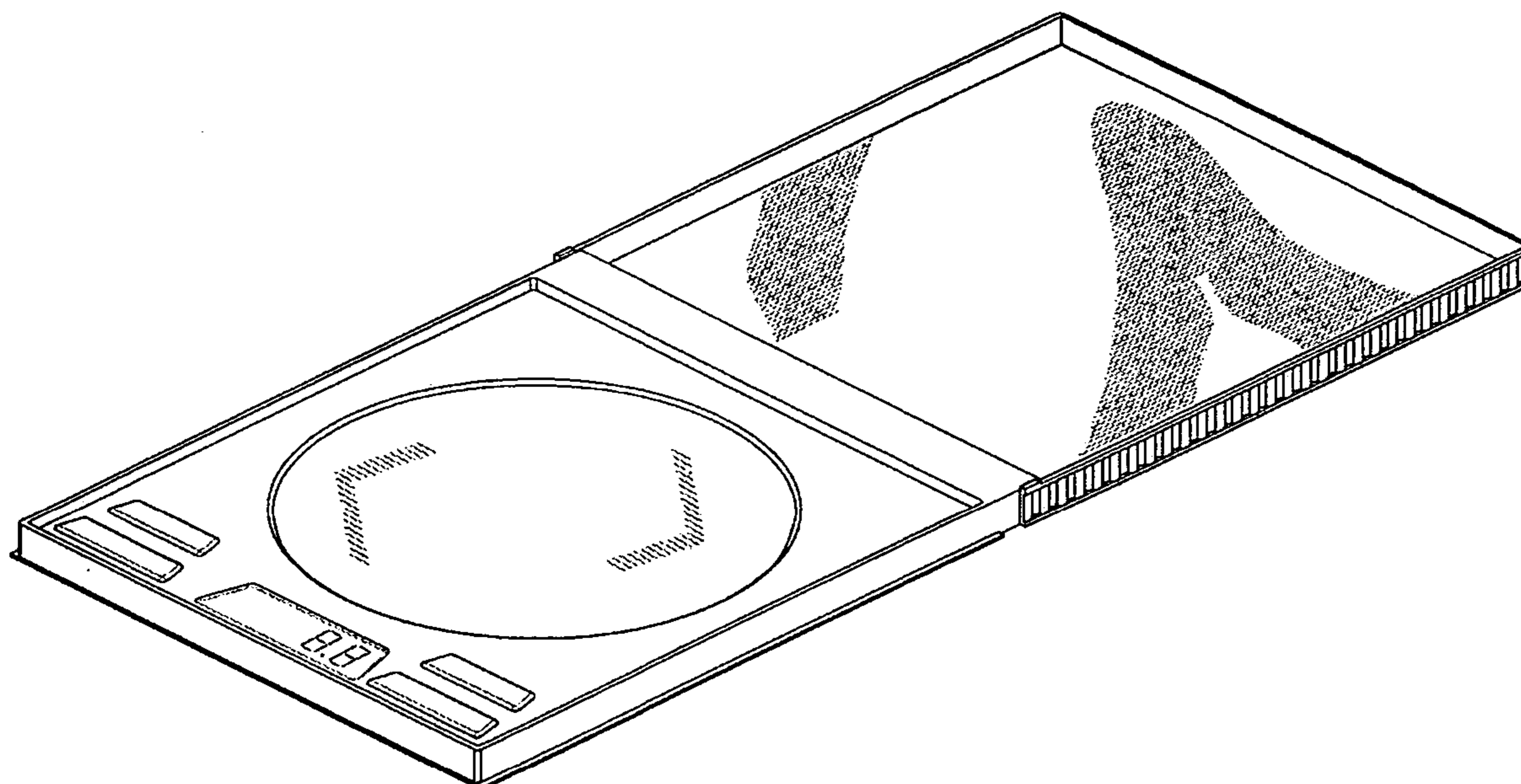
FIG. 6 is a top perspective view thereof, with the cover closed.

FIG. 7 is a side view thereof, with the cover closed; and,

FIG. 8 is a front view thereof, with the cover closed.

The broken lines are shown for illustrative purposes only and form no part of the claimed design.

1 Claim, 8 Drawing Sheets



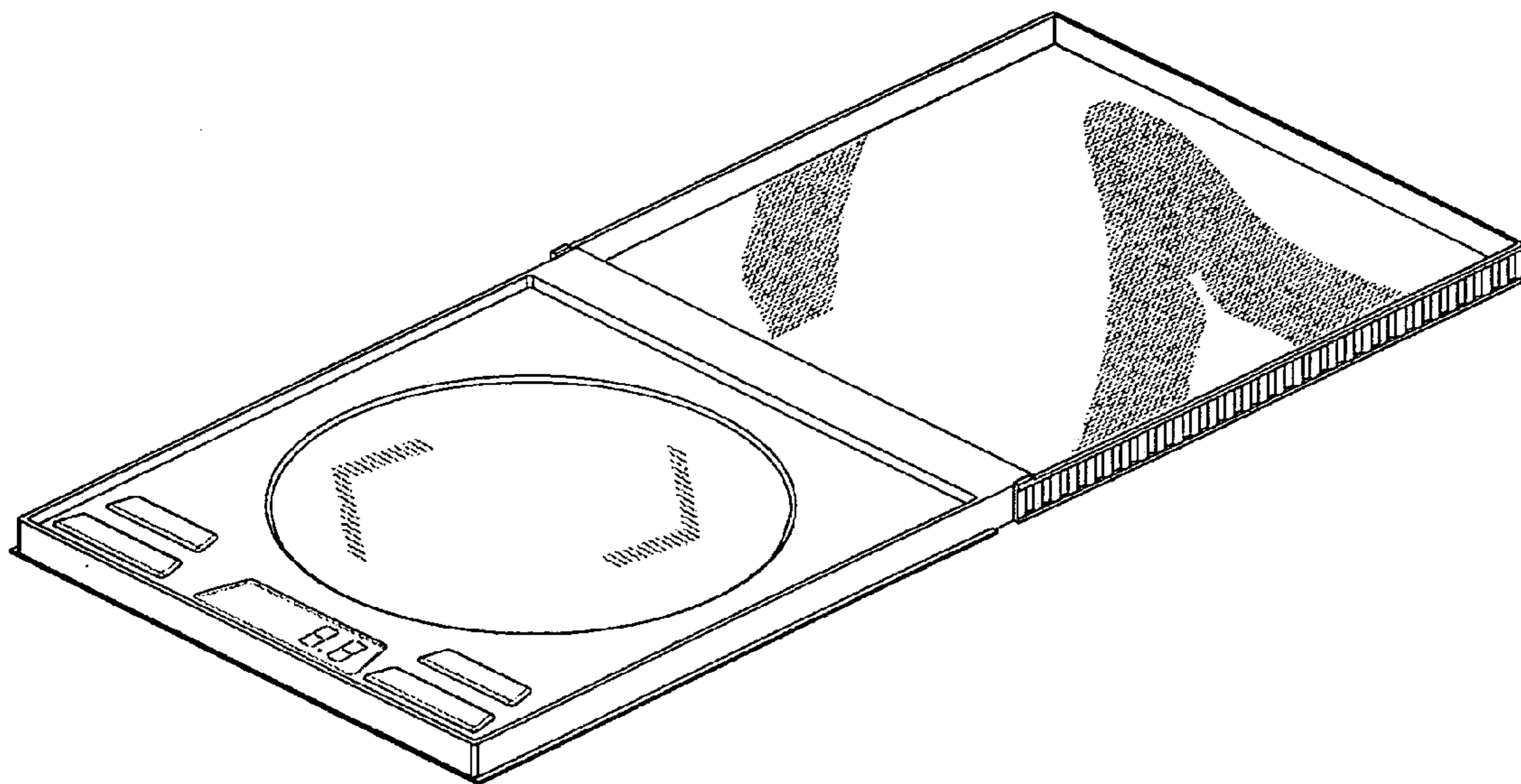


FIG. 1

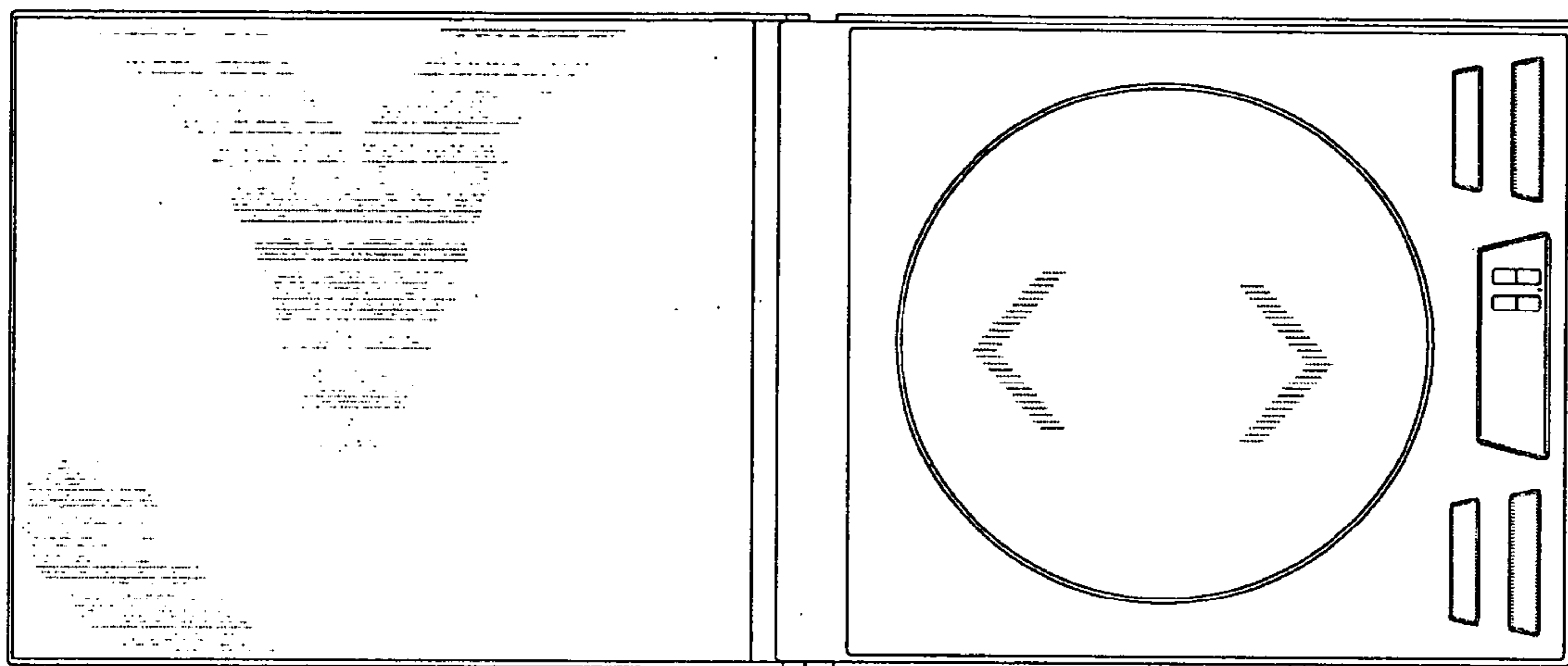


FIG. 2




FIG. 3



FIG. 4

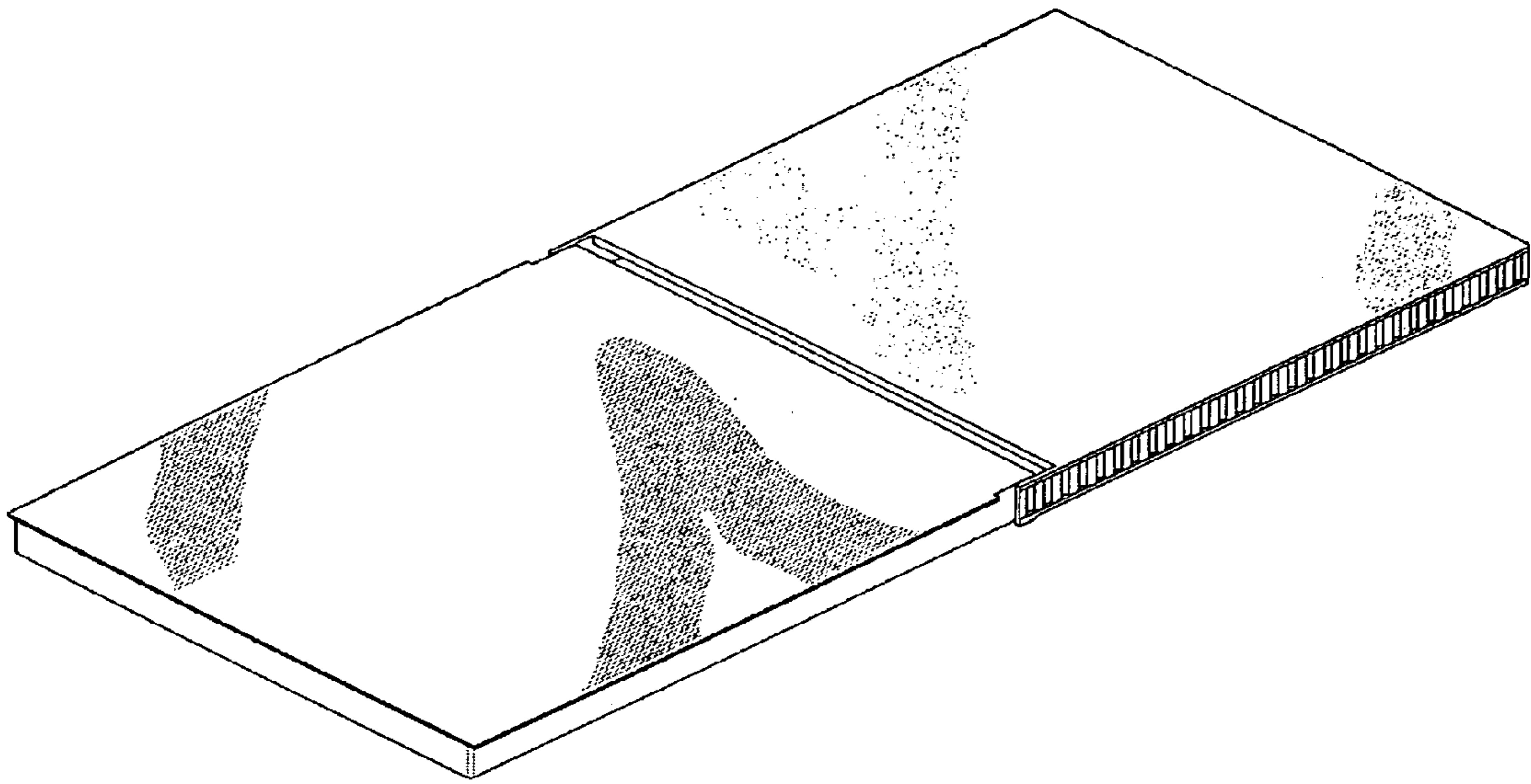


FIG. 5

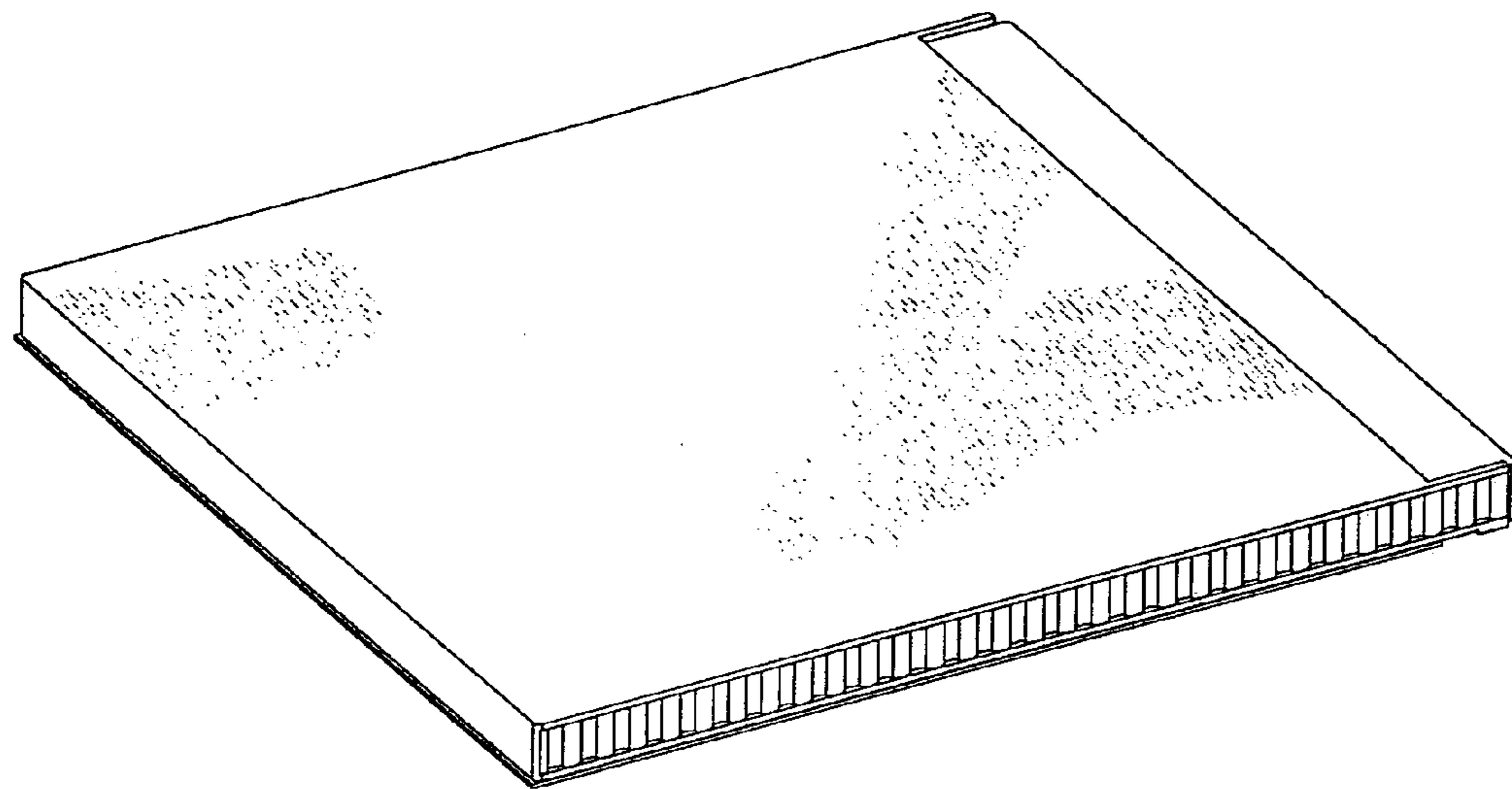


FIG. 6

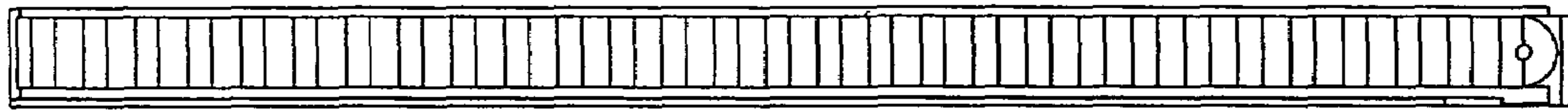


FIG. 7



FIG. 8