



US00D550572S

(12) **United States Design Patent**  
**Klein**

(10) **Patent No.:** **US D550,572 S**

(45) **Date of Patent:** **\*\* Sep. 11, 2007**

(54) **ELECTRONIC TIMEPIECE**

(76) **Inventor:** **Dennis L. Klein**, 2800 Placida Rd.,  
Suite 103, Englewood, FL (US) 34224

(\*\*) **Term:** **14 Years**

(21) **Appl. No.:** **29/259,749**

(22) **Filed:** **May 15, 2006**

(51) **LOC (8) Cl.** ..... **10-02**

(52) **U.S. Cl.** ..... **D10/38**

(58) **Field of Classification Search** ..... D10/30-39;  
368/276-278, 281-283, 285, 21, 223, 239-242,  
368/82-84, 29-30

See application file for complete search history.

(56) **References Cited**

**U.S. PATENT DOCUMENTS**

D237,784 S *	11/1975	Cruse .....	D10/38
D336,859 S *	6/1993	Muller .....	D10/30
D339,750 S *	9/1993	Nakai .....	D10/38
D349,061 S *	7/1994	Morishima .....	D10/38
D355,380 S *	2/1995	Nakai .....	D10/39
D362,629 S *	9/1995	Muller .....	D10/30
D376,986 S *	12/1996	Uzawa et al. ....	D10/38
D394,391 S *	5/1998	Bruce et al. ....	D10/30
5,812,500 A *	9/1998	Webb, Jr. ....	368/282
D407,030 S *	3/1999	Toyoshima et al. ....	D10/39
6,233,203 B1 *	5/2001	Kawata .....	368/10

D493,371 S *	7/2004	Streltsov .....	D10/30
D503,115 S *	3/2005	Goto et al. ....	D10/32
D514,456 S *	2/2006	Kojima .....	D10/38
D527,285 S *	8/2006	Burton .....	D10/38
2005/0152226 A1 *	7/2005	Terzian et al. ....	368/281

\* cited by examiner

*Primary Examiner*—Lucy Lieberman

(74) *Attorney, Agent, or Firm*—Charles J. Prescott

(57) **CLAIM**

The ornamental design for an electronic timepiece, as shown and described.

**DESCRIPTION**

FIG. 1 is a perspective view of the invention showing a watchband connected thereto in phantom;

FIG. 2 is a top plan view thereof;

FIG. 3 is a bottom perspective view thereof;

FIG. 4 is an end elevation view of FIG. 1;

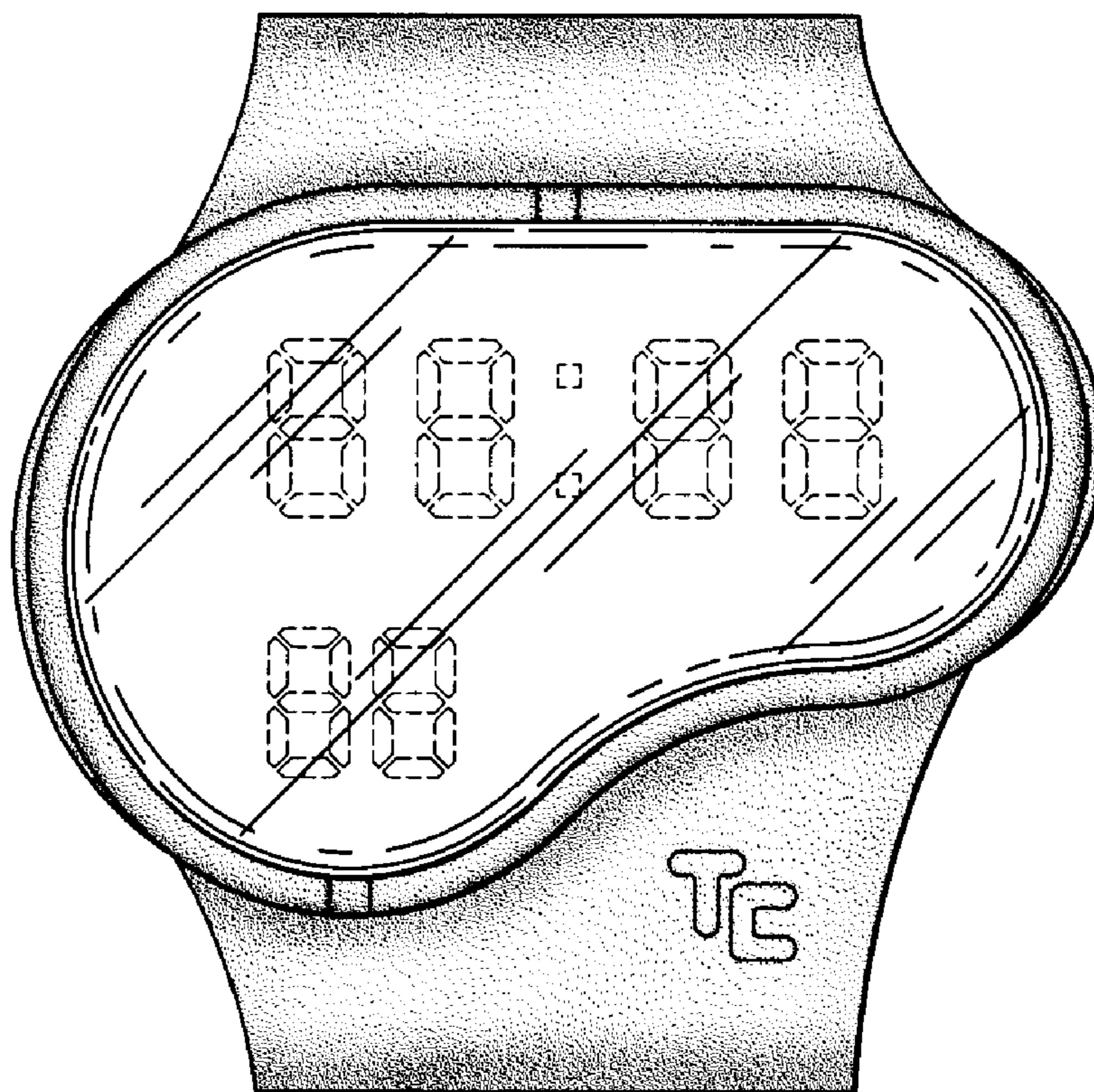
FIG. 5 is an end elevation view of the other end of FIG. 1;

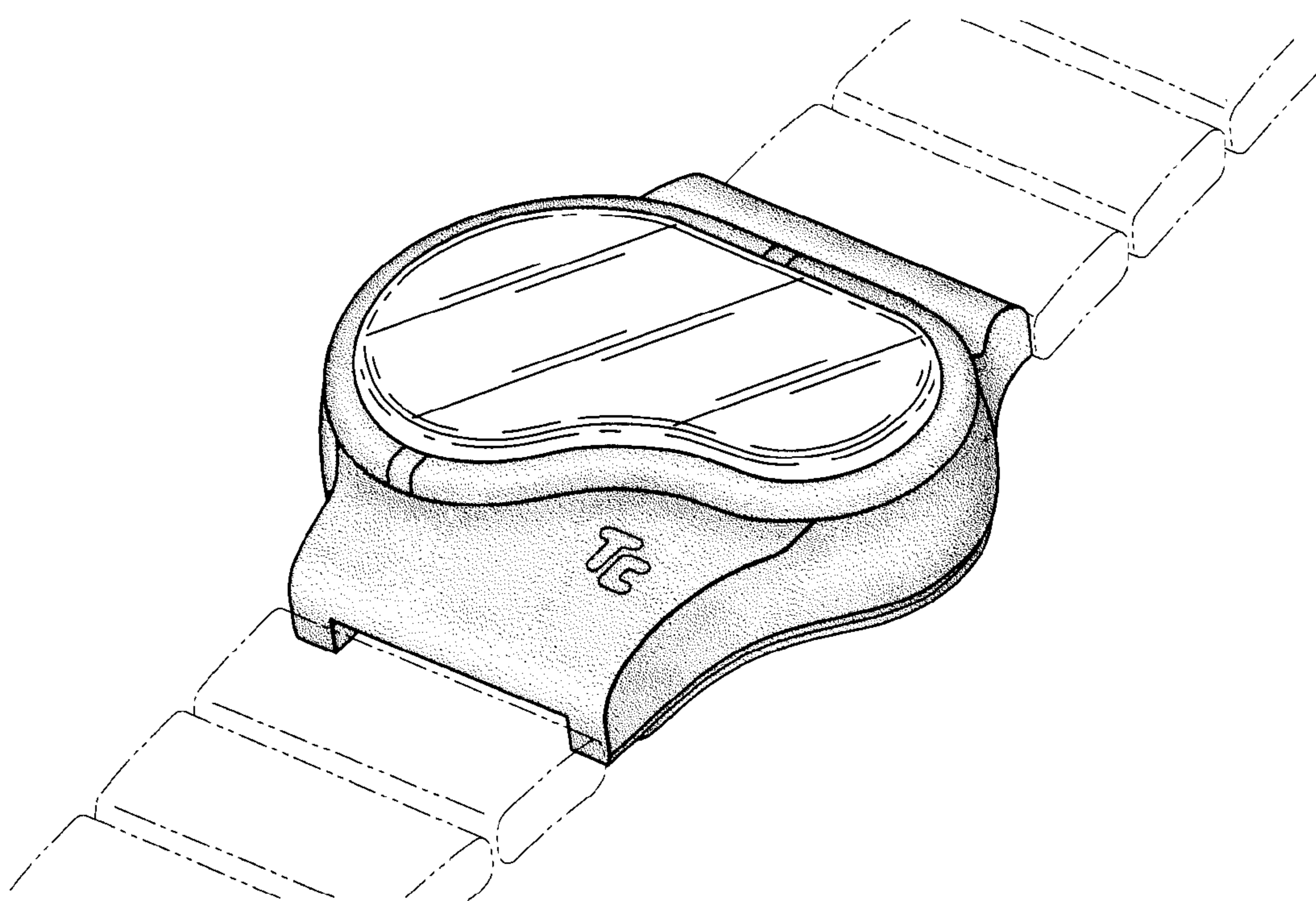
FIG. 6 is a left side elevation view of FIG. 1; and,

FIG. 7 is a right side elevation view of FIG. 1.

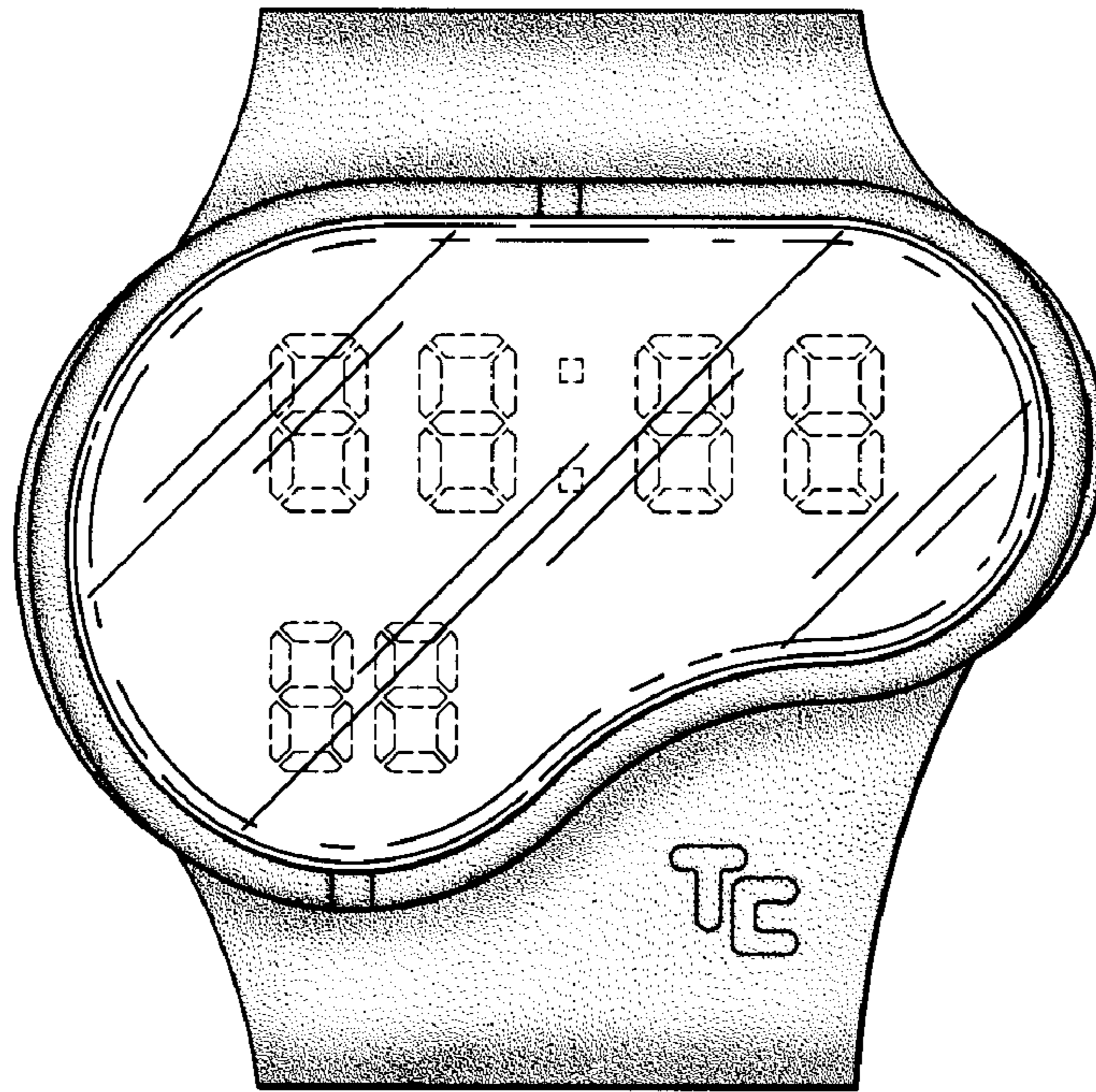
The broken lines shown in FIGS. 1 and 2 are for illustrative purposes only and form no part of the claimed design.

**1 Claim, 4 Drawing Sheets**

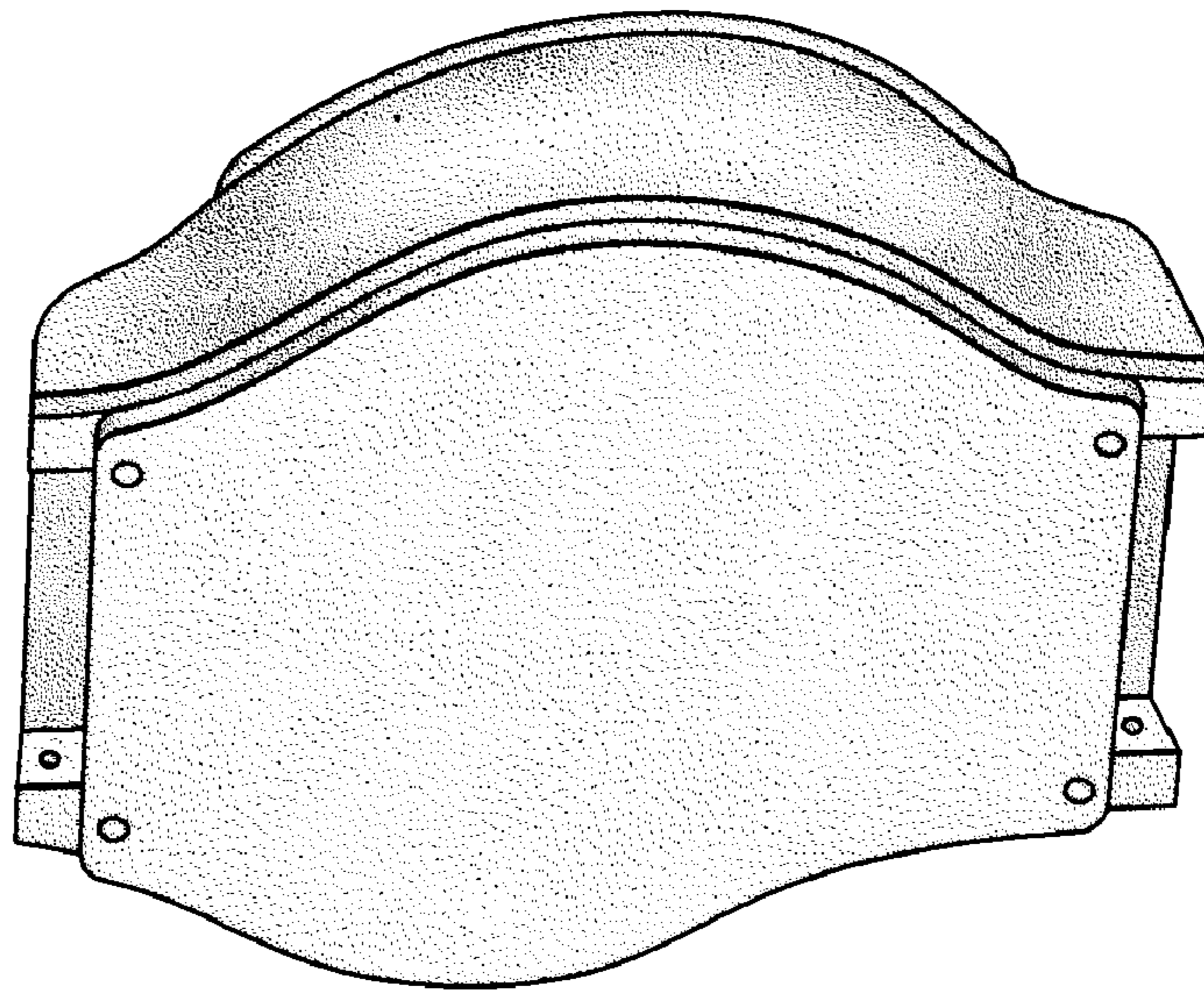




**FIG. 1**



**FIG. 2**



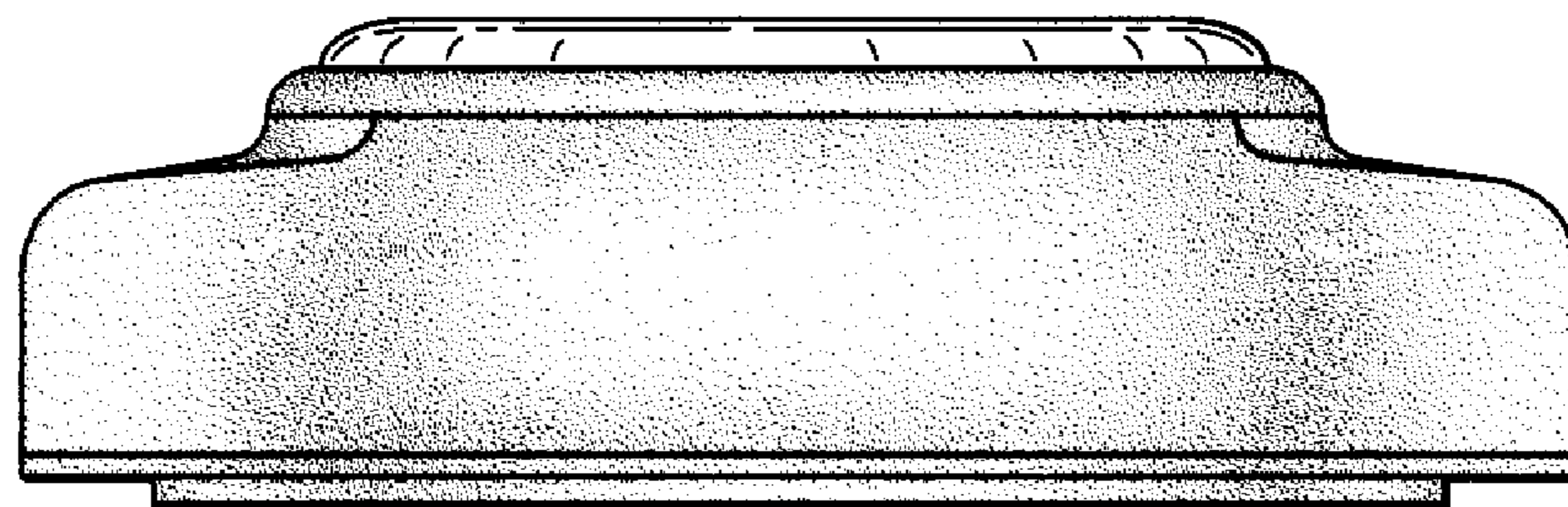
**FIG. 3**



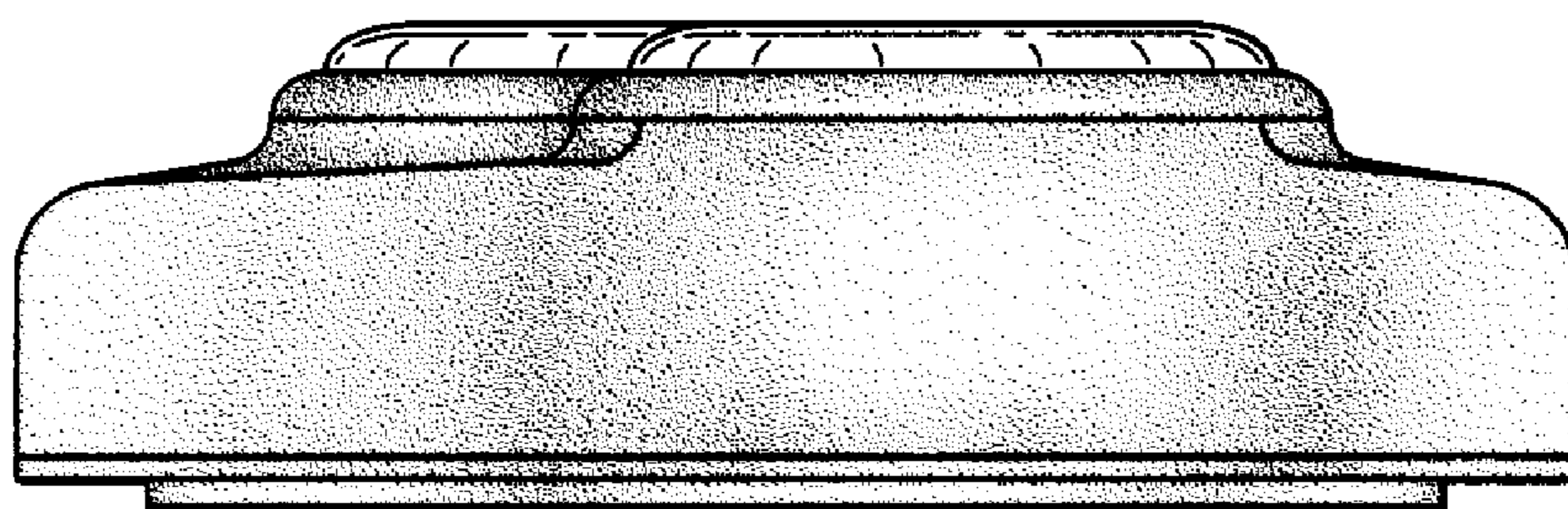
**FIG. 4**



**FIG. 5**



**FIG. 6**



**FIG. 7**