



US00D550556S

(12) **United States Design Patent** (10) **Patent No.:** **US D550,556 S**  
**Berner** (45) **Date of Patent:** **\*\* Sep. 11, 2007**

(54) **PACKAGING FOR A WALL BAR**

(75) Inventor: **Markus Berner**, Stuttgart (DE)

(73) Assignee: **Ranagrohe AG**, Schiltach (DE)

(\*\*) Term: **14 Years**

(21) Appl. No.: **29/190,501**

(22) Filed: **Sep. 22, 2003**

(30) **Foreign Application Priority Data**

Mar. 21, 2003 (DE) ..... 4 03 02 376  
May 22, 2003 (DE) ..... 4 03 03 735

(51) **LOC (8) Cl.** ..... **09-03**

(52) **U.S. Cl.** ..... **D9/432; D9/415**

(58) **Field of Classification Search** ..... D9/414,  
D9/415, 418, 715, 721, 430-432; 206/769,  
206/770, 223, 581, 457, 775, 461-471, 776,  
206/822, 823; 132/314

See application file for complete search history.

(56) **References Cited**

**U.S. PATENT DOCUMENTS**

4,326,546 A \* 4/1982 Acker ..... 132/314  
4,630,734 A \* 12/1986 Severin et al. .... 206/461  
D368,654 S \* 4/1996 Santoiemmo et al. .... D9/415  
D420,905 S \* 2/2000 Adkins ..... D9/415  
6,050,415 A \* 4/2000 Lind et al. .... 206/462  
D429,637 S \* 8/2000 Kumakura et al. .... D9/415  
D447,938 S \* 9/2001 Tsuruishi et al. .... D9/415  
D473,135 S \* 4/2003 Humphrey ..... D9/653  
D485,172 S \* 1/2004 Defino, Jr. .... D9/415

**OTHER PUBLICATIONS**

Hansgrohe AG, color copies of prior packaging, four (4) sheets.

\* cited by examiner

*Primary Examiner*—Stella Reid

*Assistant Examiner*—Mark Goodwin

(74) *Attorney, Agent, or Firm*—Duane Morris LLP

(57) **CLAIM**

The ornamental design for a packaging for a wall bar, as shown and described.

**DESCRIPTION**

The file of this patent contains photographs executed in color. Copies of this patent with color photographs will be provided by the Office upon request and the payment of the necessary fees.

FIG. 1: is a side perspective view of the packaging for a wall bar showing my new design;

FIG. 2: is a rear elevation view thereof;

FIG. 3: is a front elevation view thereof;

FIG. 4: is a side elevation view thereof;

FIG. 5: is an opposite side elevation view thereof;

FIG. 6: is a top plan view thereof;

FIG. 7: is an enlarged top plan view thereof;

FIG. 8: is a bottom plan view thereof; and,


FIG. 9: is an enlarged bottom plan view thereof.

**1 Claim, 5 Drawing Sheets**  
**(5 of 5 Drawing Sheet(s) Filed in Color)**





Figure 1








Figure 3




Figure 2




Figure 5




Figure 4






Figure 6




Figure 7





Figure 8



Figure 9