



US00D550541S

(12) **United States Design Patent**
Blanchard

(10) **Patent No.:** **US D550,541 S**

(45) **Date of Patent:** **** Sep. 11, 2007**

(54) **MOUNTING BRACKET FOR ROOF-TOP STRUCTURES**

(76) **Inventor:** **Edward Charles Blanchard**, 204 Delia Pease Rd., Carrollton, GA (US) 30117

(**) **Term:** **14 Years**

(21) **Appl. No.:** **29/245,521**

(22) **Filed:** **Dec. 22, 2005**

(51) **LOC (8) Cl.** **08-05**

(52) **U.S. Cl.** **D8/354; D8/382**

(58) **Field of Classification Search** D25/119;
D8/382, 319, 354, 366, 373, 365; D12/223;
248/200, 300, 309.1

See application file for complete search history.

(56) **References Cited**

U.S. PATENT DOCUMENTS

D252,256 S *	7/1979	Kline	D8/395
4,510,502 A	4/1985	Hovland et al.		
D288,171 S *	2/1987	Dey	D8/73
D288,282 S *	2/1987	Sheets	D8/373
D291,315 S *	8/1987	Belford et al.	D8/373
4,723,128 A	2/1988	Gasque, Jr.		
4,922,264 A	5/1990	Fitzgerald et al.		
D318,608 S *	7/1991	Schenker	D8/382
D319,004 S *	8/1991	Schenker	D8/382
D325,695 S *	4/1992	Mort	D8/382
5,142,293 A	8/1992	Ross		
D329,372 S *	9/1992	Wilms	D8/380
D333,086 S *	2/1993	Karas et al.	D8/389
5,456,433 A	10/1995	Burns et al.		
D376,972 S *	12/1996	Zissu	D8/354
D391,915 S *	3/1998	Miller	D12/223
D398,283 S *	9/1998	Miller	D12/223

D409,077 S *	5/1999	Brooks	D8/354
D436,311 S *	1/2001	Edvardsson	D8/382
6,460,821 B1	10/2002	Rhudy et al.		
6,547,478 B1 *	4/2003	Lin	403/339
D481,619 S *	11/2003	Hightower	D8/382
D511,086 S *	11/2005	Craine	D8/354
7,004,435 B2 *	2/2006	Formon	248/200
2002/0046506 A1	4/2002	Ullman		
2003/0076273 A1	4/2003	Cockell et al.		
2003/0101662 A1	6/2003	Ullman		
2003/0122728 A1	7/2003	Antoine		
2004/0245418 A1	12/2004	Capozzi et al.		
2005/0001781 A1	1/2005	Antoine		

* cited by examiner

Primary Examiner—Holly H. Baynham

Assistant Examiner—Sheryl Friedman

(74) *Attorney, Agent, or Firm*—Morris Manning & Martin LLP; Tim Tingkang Xia, Esq.


(57) **CLAIM**

The ornamental design for a mounting bracket for roof-top structures, as shown and described.

DESCRIPTION

FIG. 1 is a perspective view of a mounting bracket;
FIG. 2 is a left side elevational view thereof;
FIG. 3 is a top plan view thereof;
FIG. 4 is a front elevational view thereof;
FIG. 5 is a bottom plan view thereof;
FIG. 6 is a right side elevational view thereof; and,
FIG. 7 is a rear elevational view thereof.

1 Claim, 4 Drawing Sheets



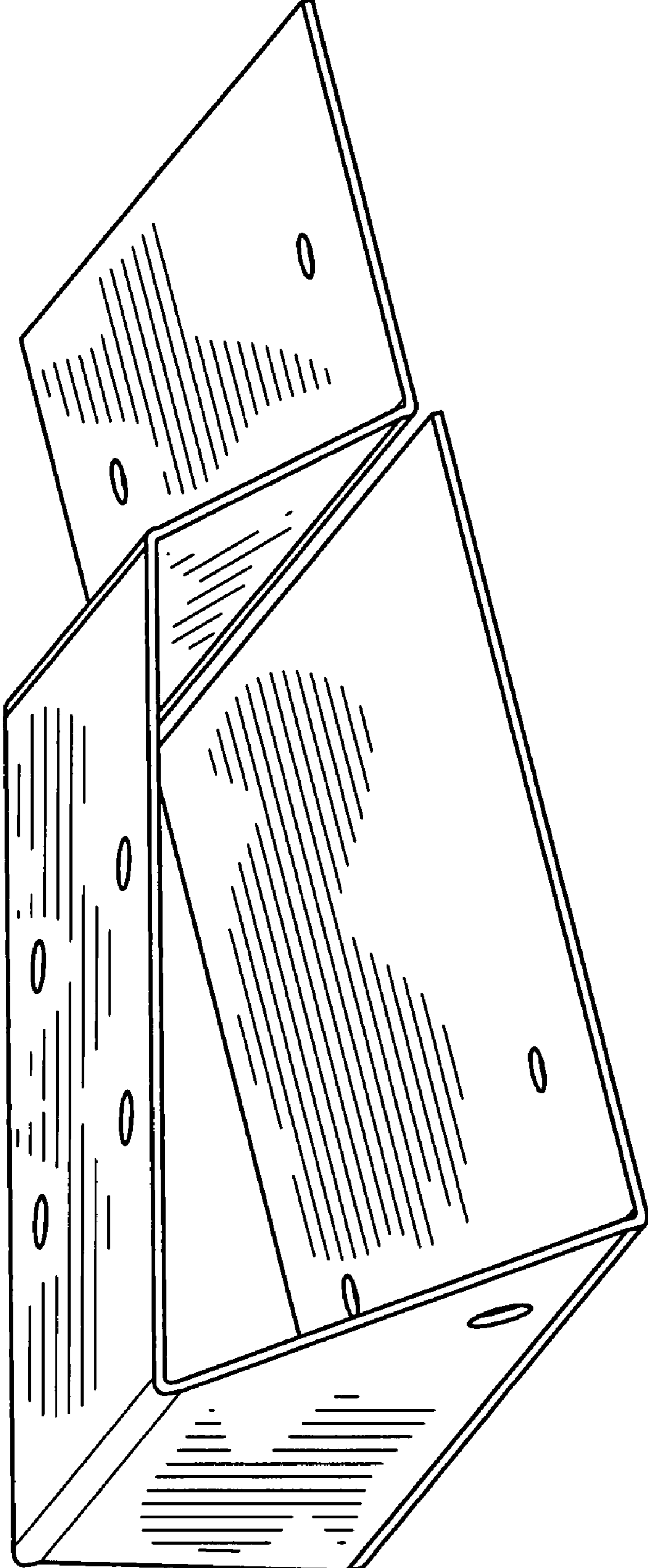


FIG. 1

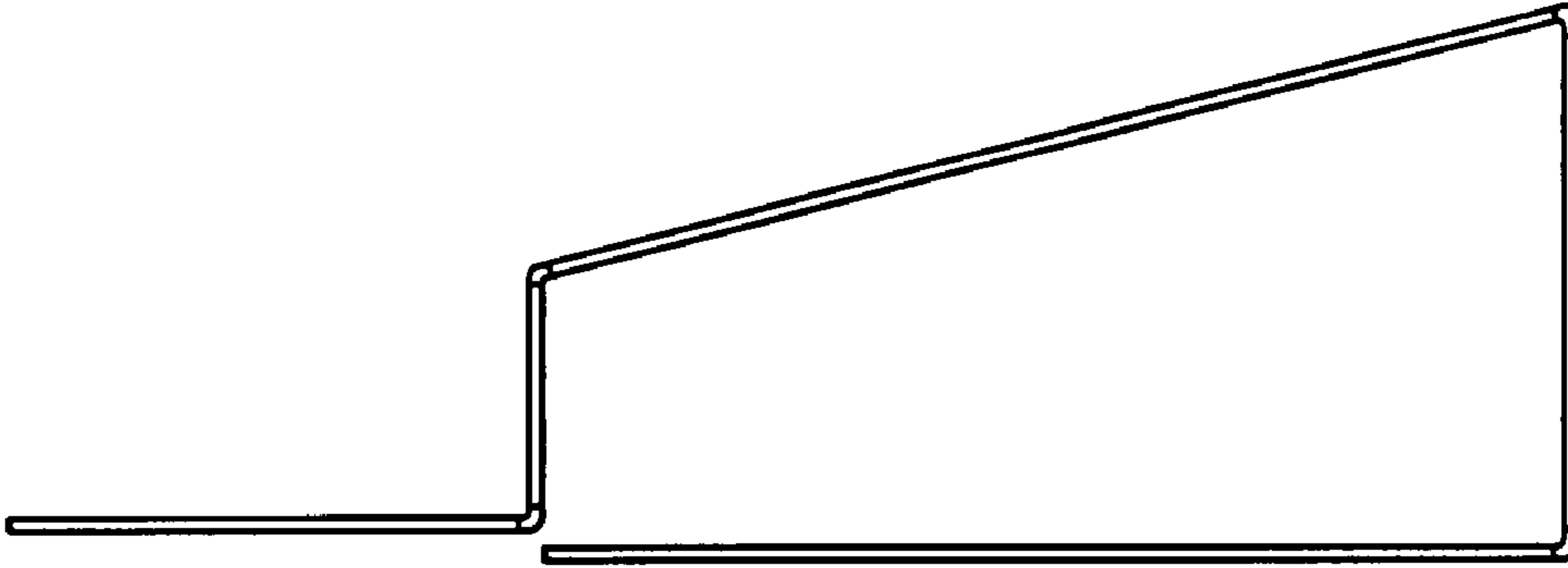


FIG. 2

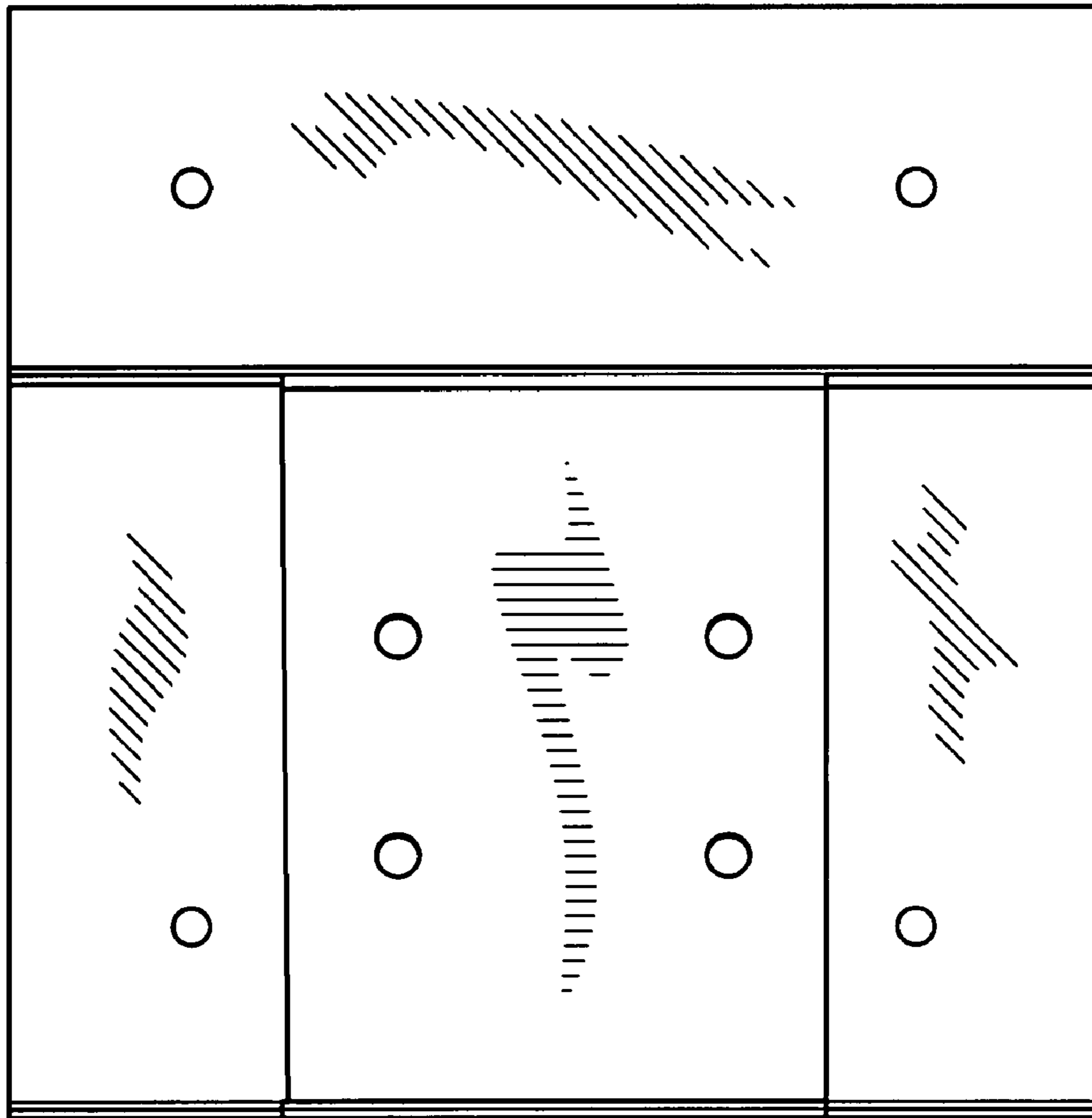


FIG. 3

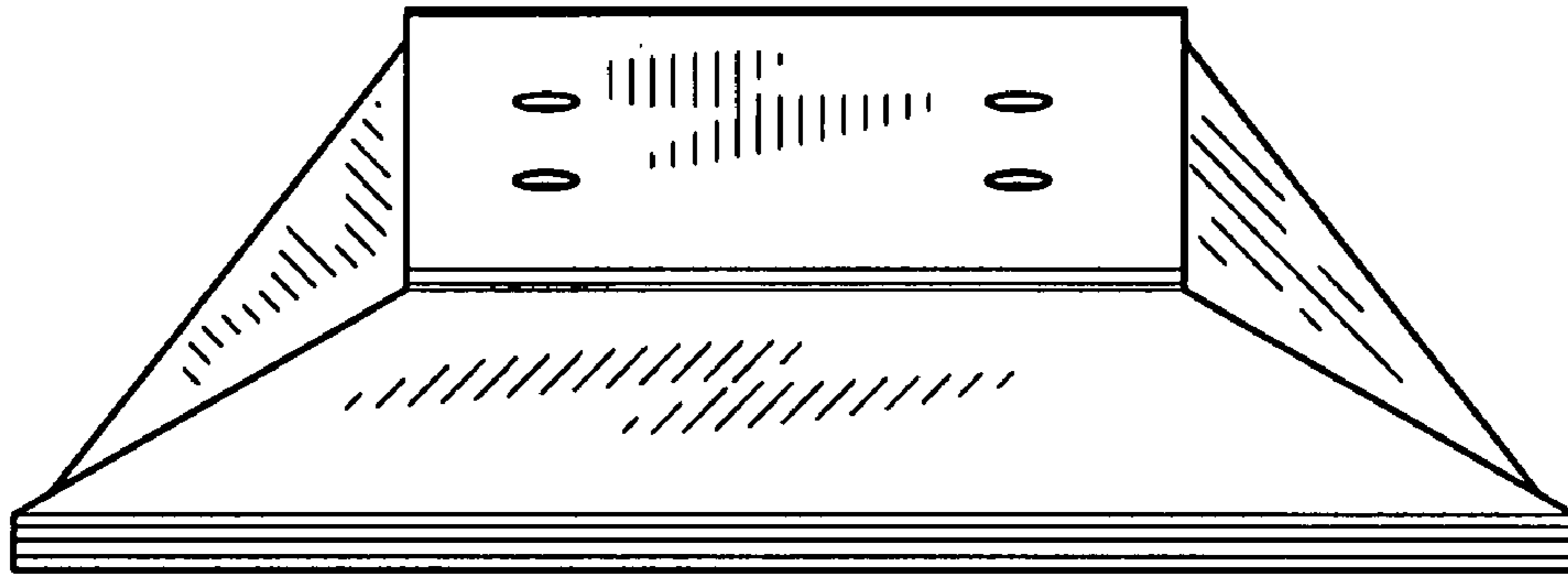


FIG. 4

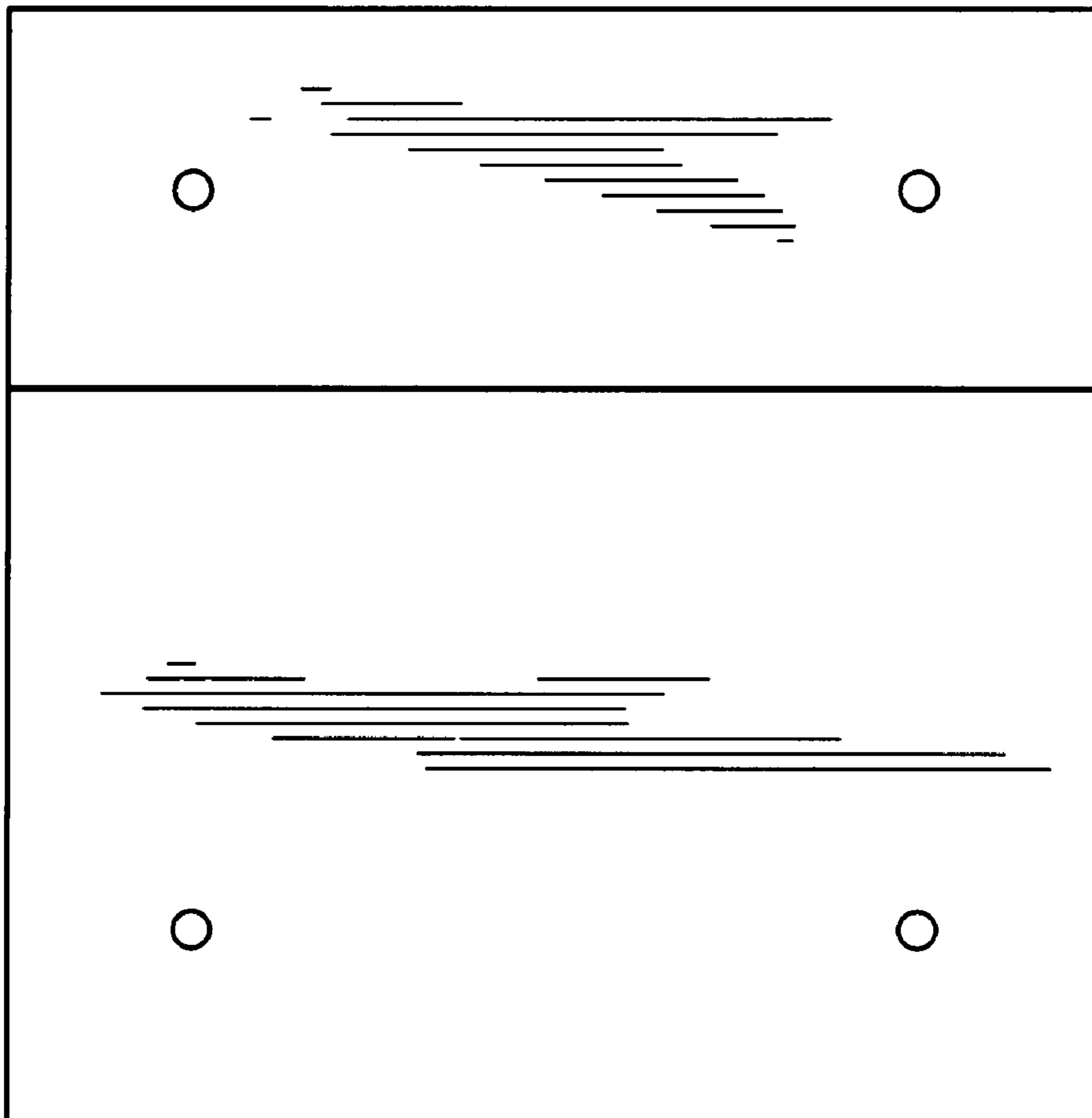


FIG. 5

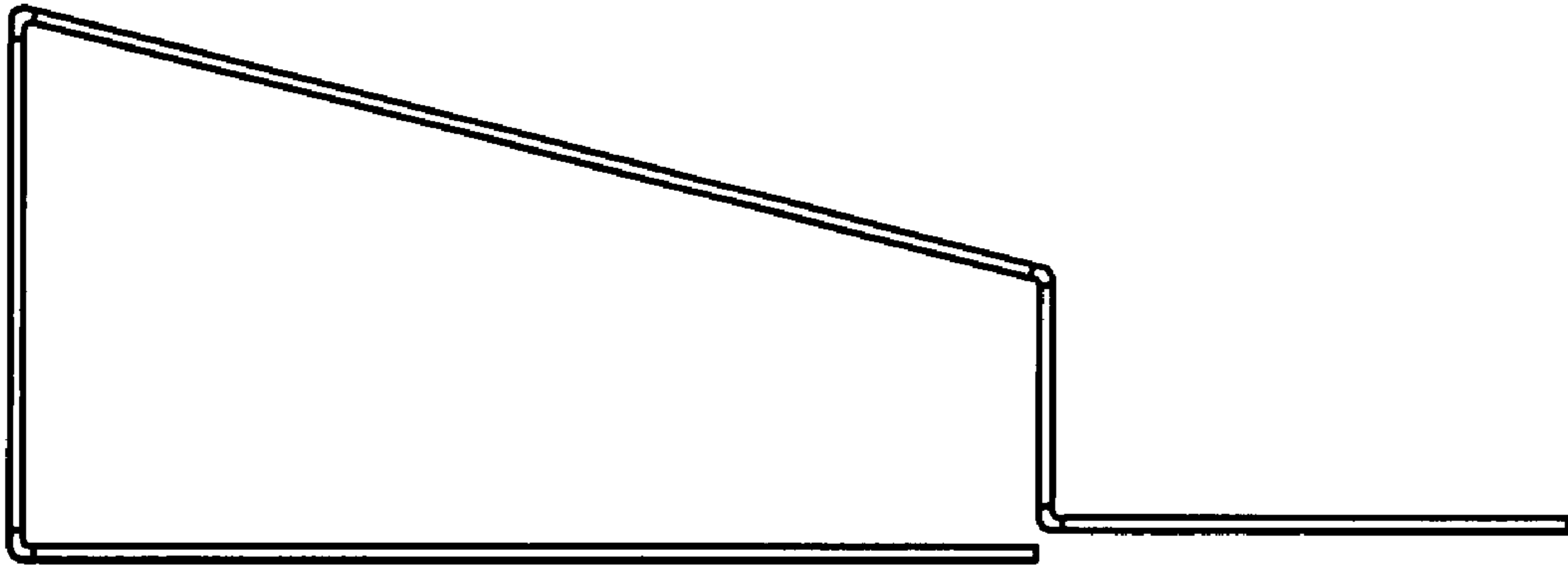


FIG. 6

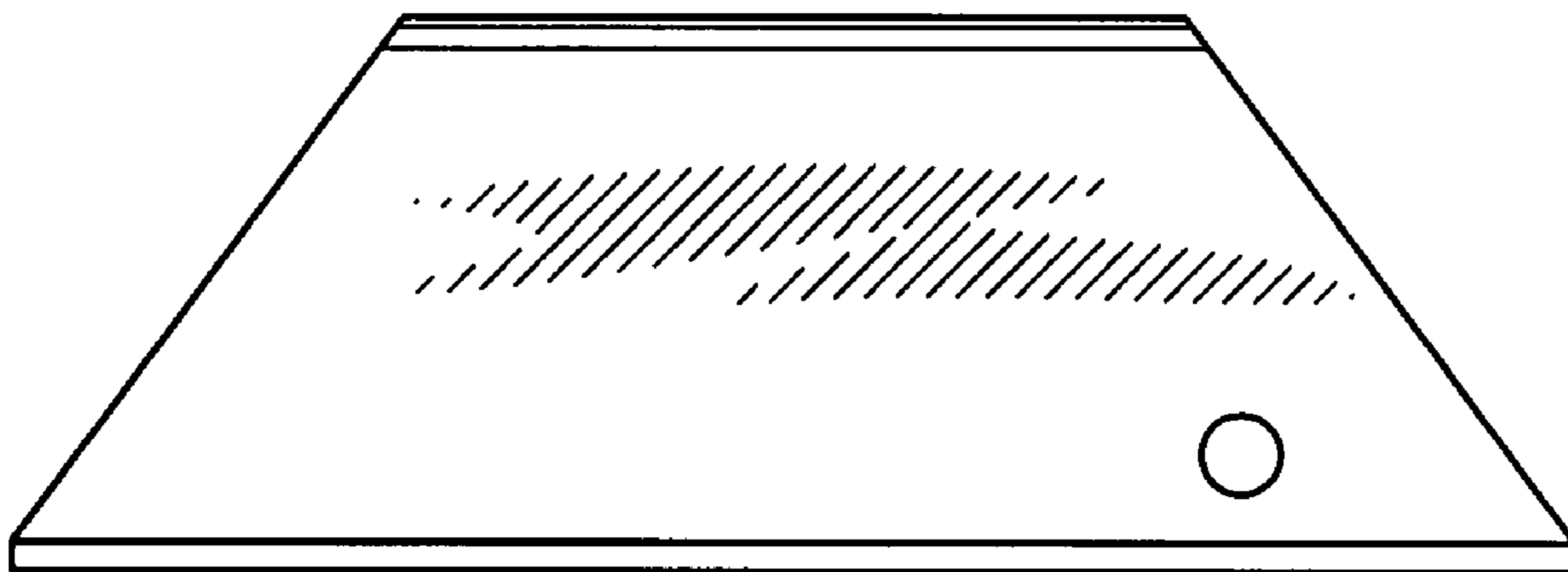


FIG. 7