



US00D550535S

(12) **United States Design Patent**  
**Hoernig**

(10) **Patent No.:** **US D550,535 S**

(45) **Date of Patent:** **\*\* Sep. 11, 2007**

(54) **KNOB**

(75) Inventor: **Victor Hoernig**, Lowell, IN (US)

(73) Assignee: **Liberty Hardware Mfg. Corp.**,  
Winston-Salem, NC (US)

(\*\*) Term: **14 Years**

(21) Appl. No.: **29/262,817**

(22) Filed: **Jul. 11, 2006**

(51) **LOC (8) Cl.** ..... **08-06**

(52) **U.S. Cl.** ..... **D8/310**

(58) **Field of Classification Search** ..... D8/300-302,  
D8/307, 310, 312, 321, 378, 379, DIG. 2;  
16/110.1, 121; D7/393, 395; D23/250-252,  
D23/254; 292/336.3

See application file for complete search history.

(56) **References Cited**

U.S. PATENT DOCUMENTS

D200,095 S \* 1/1965 Clayton ..... D8/310

D200,097 S \* 1/1965 Heyer ..... D8/310

D205,130 S \* 6/1966 Clayton ..... D8/310

D219,422 S \* 12/1970 Tenger ..... D8/310

D261,856 S \* 11/1981 Meisner ..... D8/301

D263,554 S \* 3/1982 Wasbrough et al. .... D8/301

\* cited by examiner

*Primary Examiner*—Paula A. Greene

(74) *Attorney, Agent, or Firm*—Edgar A. Zarins; Lloyd D. Doigan

(57) **CLAIM**


The ornamental design for a knob, as shown and described.

**DESCRIPTION**

FIG. 1 is a front elevational view of a knob showing my new design, the undisclosed rear view is not part of the claimed design; and,

FIG. 2 is a side elevational view with all sides the same thereof.

**1 Claim, 1 Drawing Sheet**






Fig-1

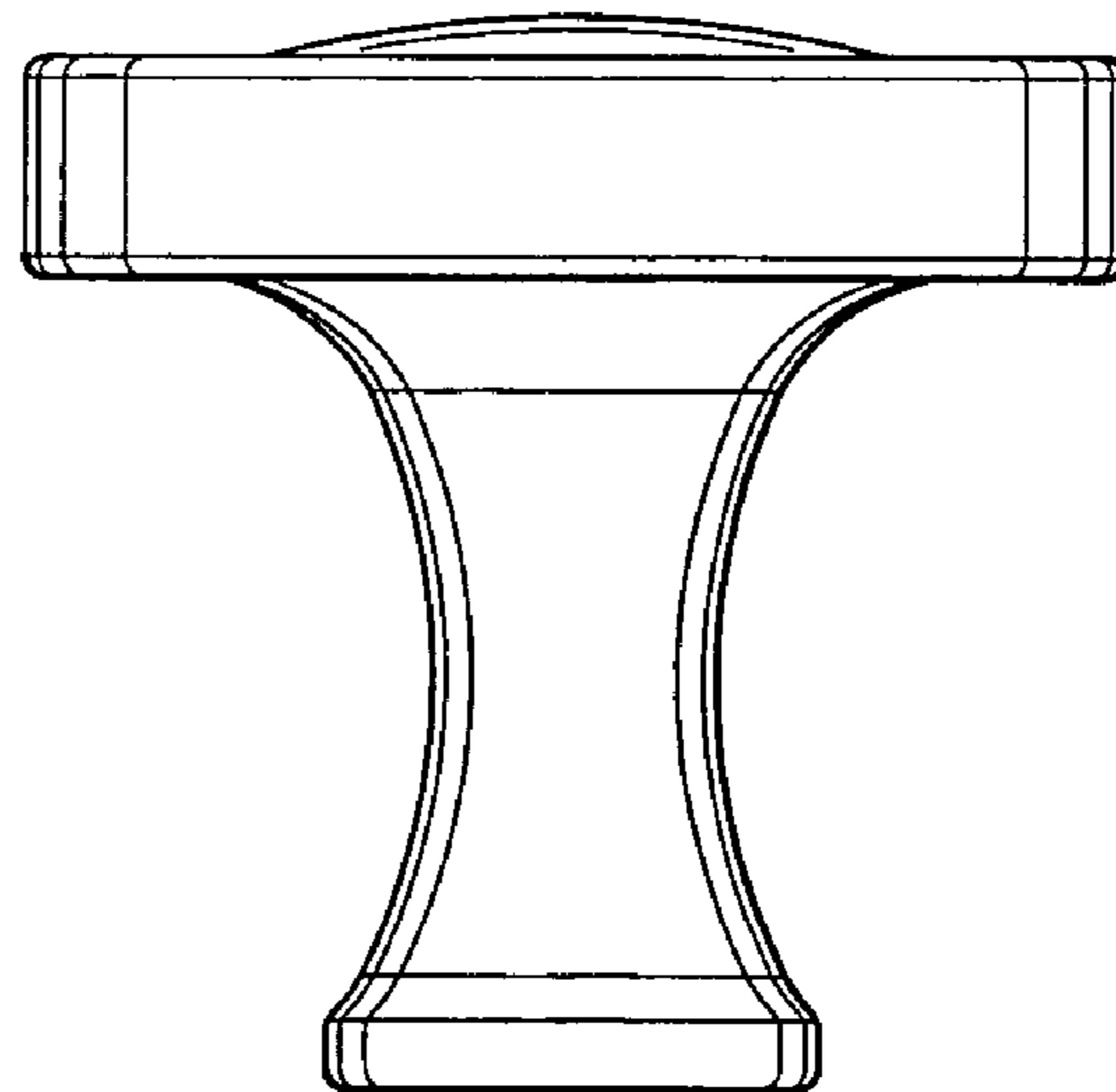


Fig-2