



US00D550531S

(12) **United States Design Patent**  
**Yeh**

(10) **Patent No.:** **US D550,531 S**

(45) **Date of Patent:** **\*\* Sep. 11, 2007**

(54) **TOOL HANDLE**

(76) Inventor: **Shu-Hui Yeh**, 14-2, Hsin Sheng Rd., Fu Pao Village, Fu Hsin Hsiang, Changhua Hsien (TW)

(\*\*) Term: **14 Years**

(21) Appl. No.: **29/254,304**

(22) Filed: **Feb. 21, 2006**

(51) **LOC (8) Cl.** ..... **08-04**

(52) **U.S. Cl.** ..... **D8/83; D8/85**

(58) **Field of Classification Search** ..... D8/82,  
D8/83, 84, 85, 86, 87, 107; 81/436, 437,  
81/438, 439, 440, 489, 177.1, 62, 63.1; 16/422,  
16/110.1

See application file for complete search history.

(56) **References Cited**

**U.S. PATENT DOCUMENTS**

4,777,852	A *	10/1988	Herman et al.	.....	81/63.1
D307,236	S *	4/1990	Cascio et al.	.....	D8/82
D340,633	S *	10/1993	Badiali	.....	D8/85
D382,188	S *	8/1997	Lin	.....	D8/85
D384,565	S *	10/1997	Lin	.....	D8/83
D421,888	S *	3/2000	Thompson et al.	.....	D8/85
6,047,801	A *	4/2000	Liao	.....	182/43.2

D444,370	S *	7/2001	Chang	.....	D8/107
D446,706	S *	8/2001	Kalomeris et al.	.....	D8/83
D449,505	S *	10/2001	Glass et al.	.....	D8/83
6,997,084	B1 *	2/2006	Gao et al.	.....	81/62

\* cited by examiner

*Primary Examiner*—Philip S. Hyder

(74) *Attorney, Agent, or Firm*—Alan Kamrath; Kamrath & Associates PA

(57) **CLAIM**

The ornamental design for a tool handle, as shown and described.

**DESCRIPTION**

FIG. 1 is a perspective view of a tool handle showing my design;

FIG. 2 is a front elevational view thereof;

FIG. 3 is a rear elevational view thereof;

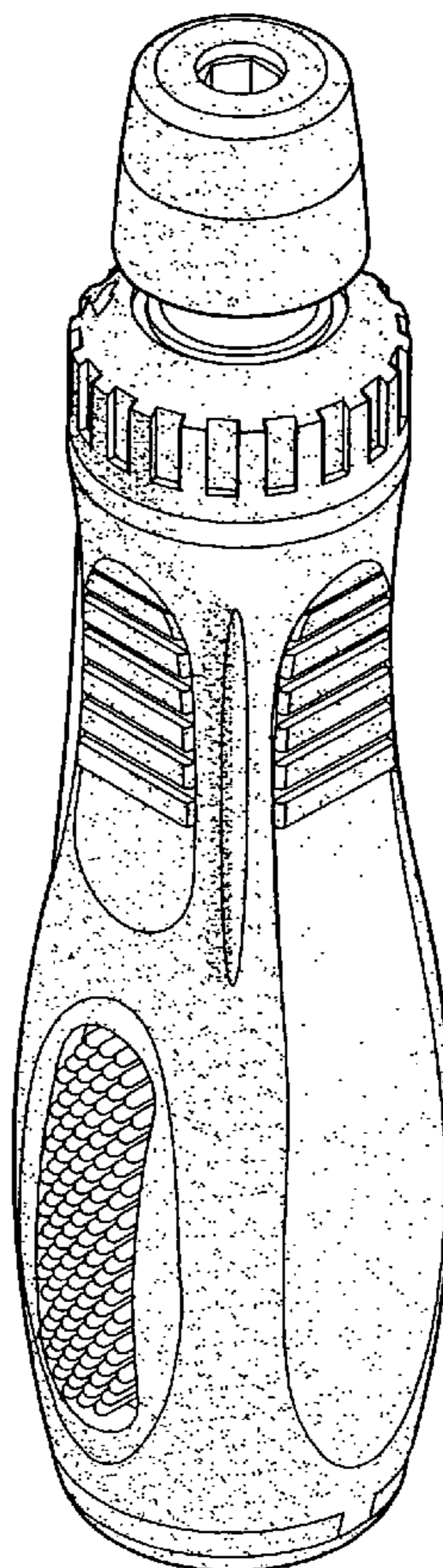
FIG. 4 is a left side elevational view thereof;

FIG. 5 is a right side elevational view thereof;

FIG. 6 is a top plan view thereof; and,

FIG. 7 is a bottom plan view thereof.

**1 Claim, 4 Drawing Sheets**



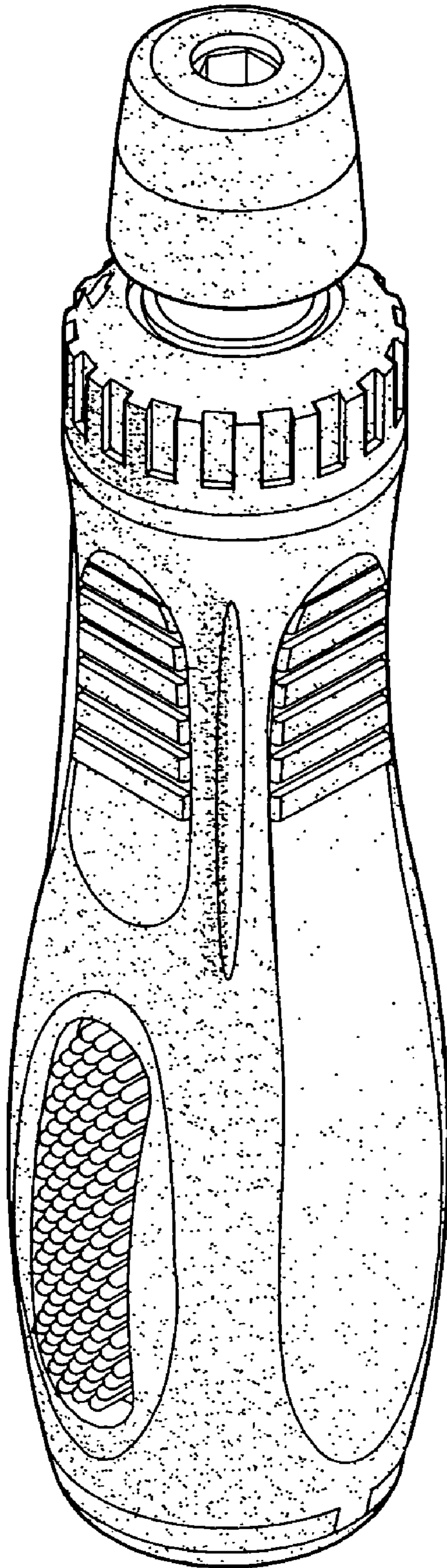


FIG. 1

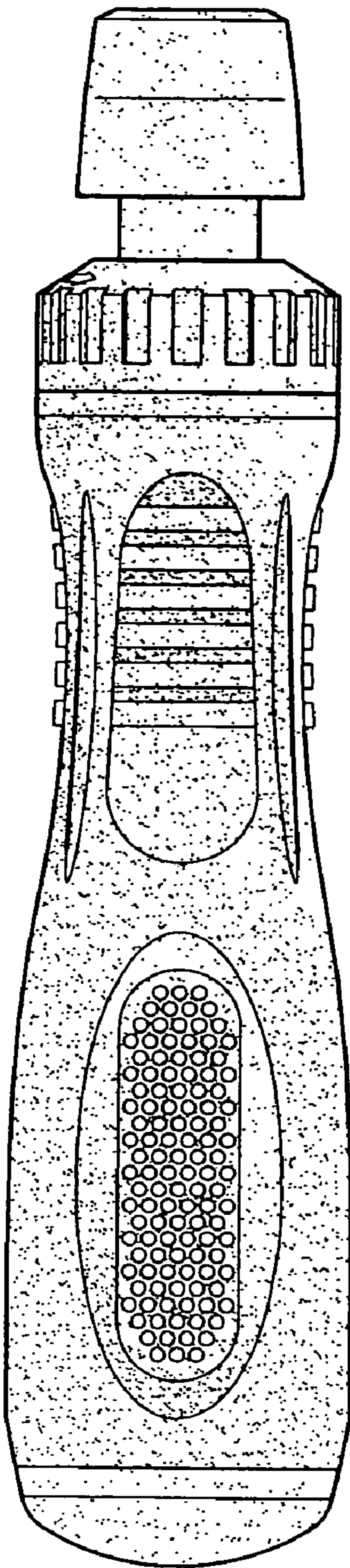


FIG. 2

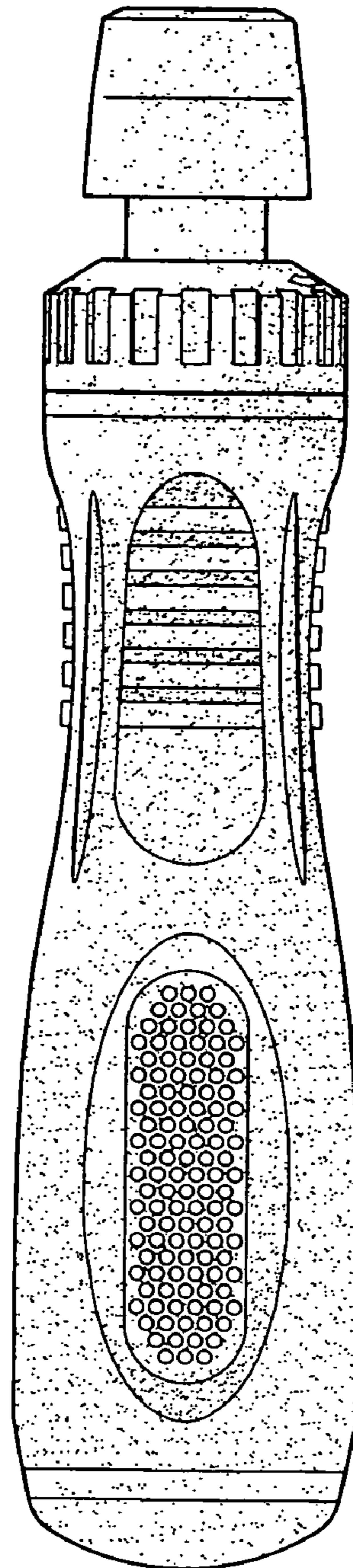


FIG. 3

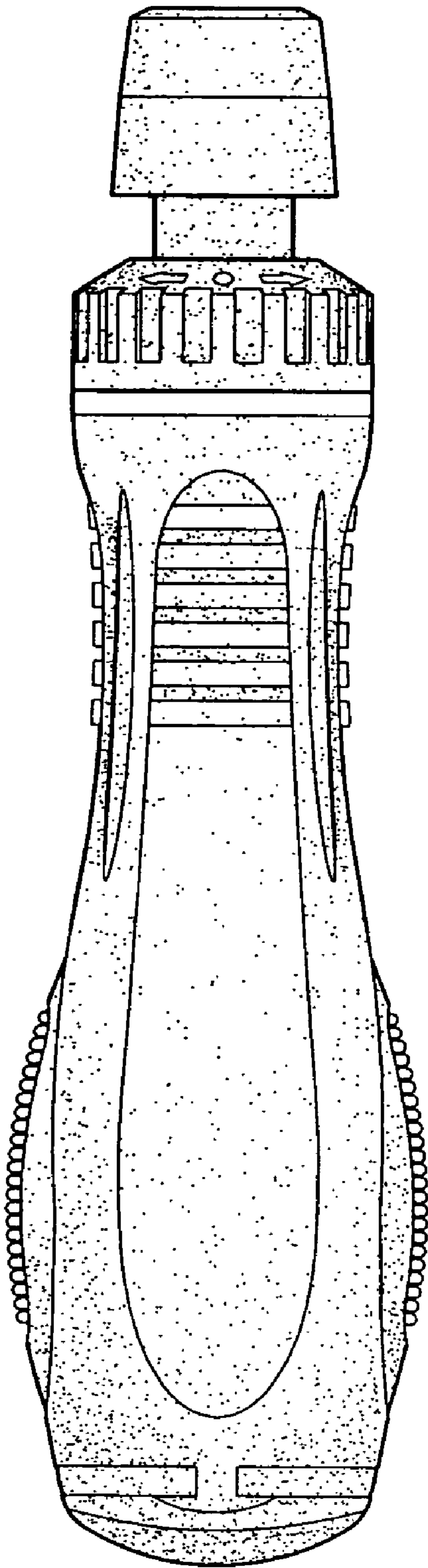


FIG. 4

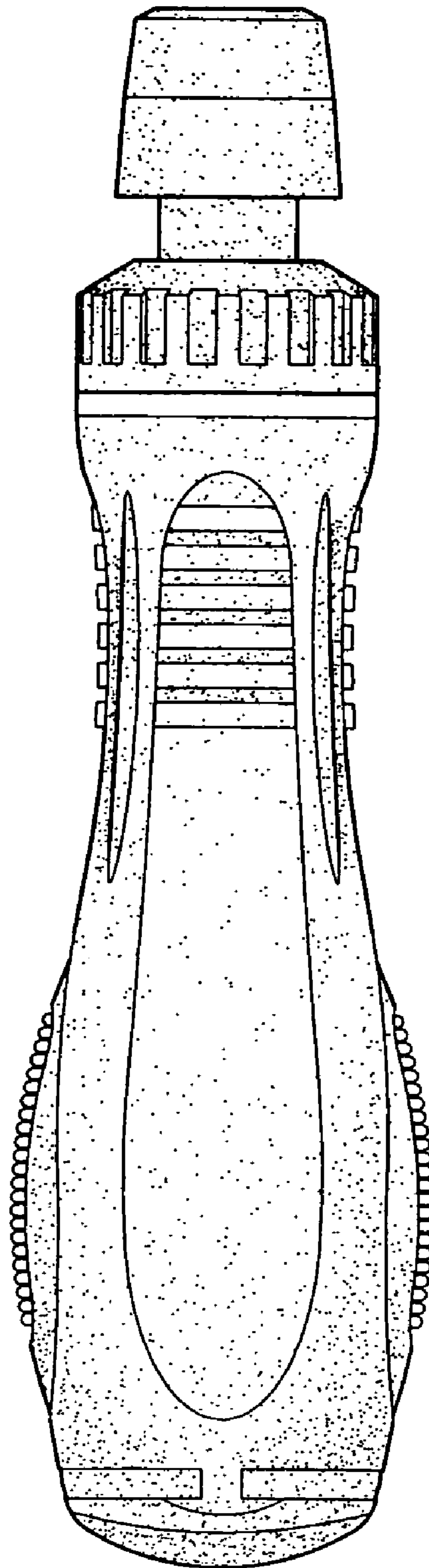


FIG. 5

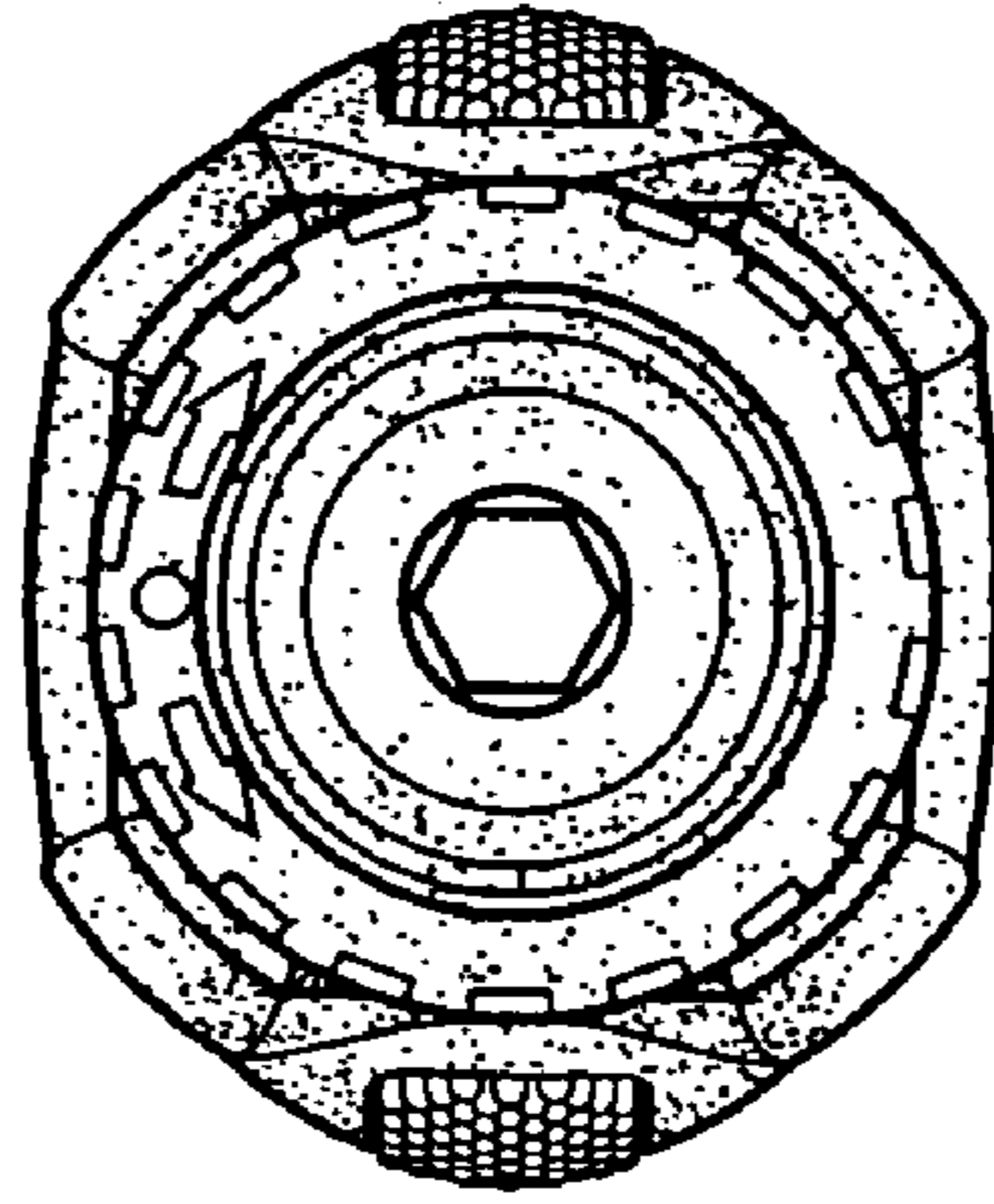


FIG. 6

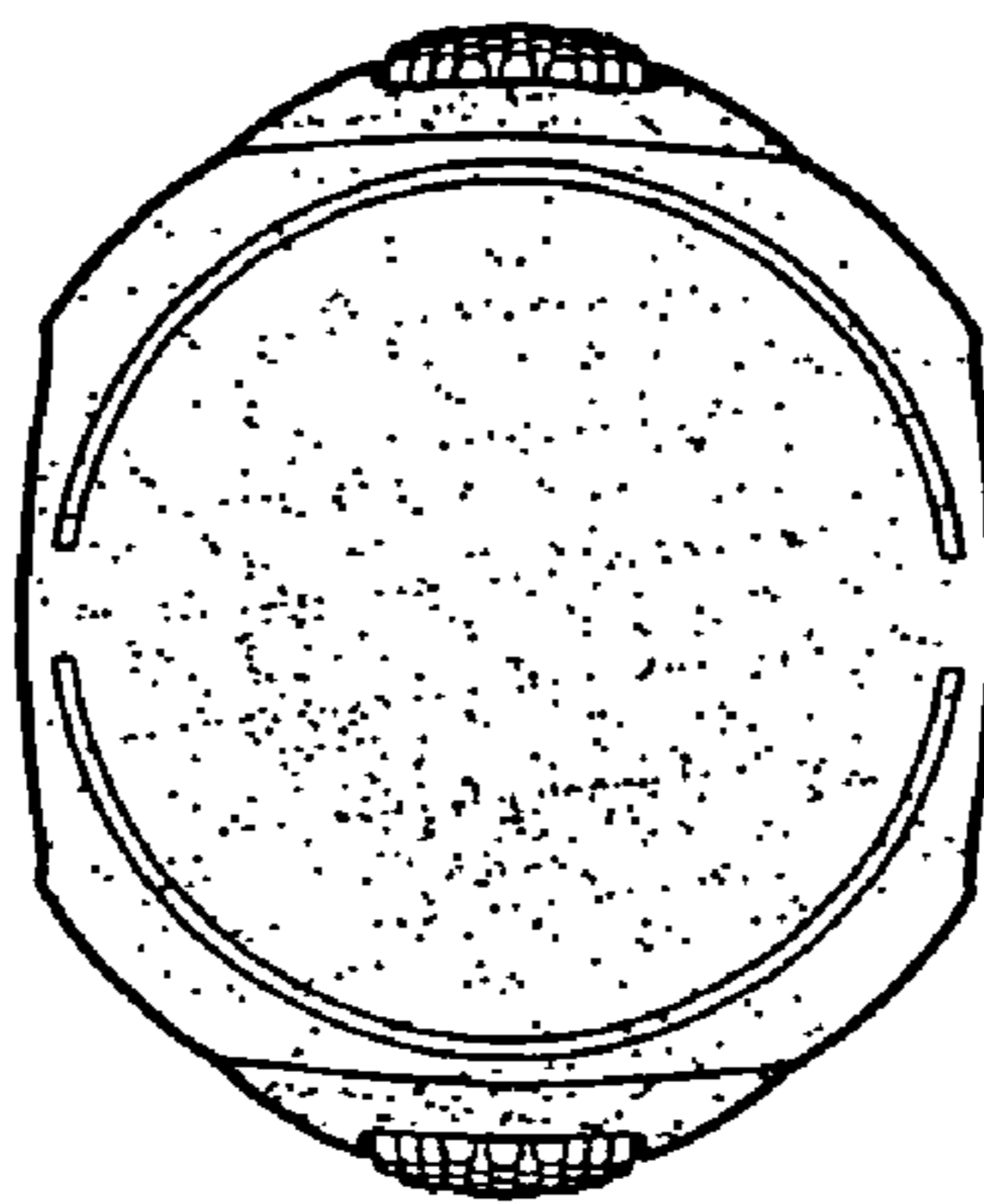


FIG. 7