



US00D550529S

(12) **United States Design Patent** (10) **Patent No.:** **US D550,529 S**
Alsobrook (45) **Date of Patent:** **** Sep. 11, 2007**

(54) **SOCKET**

(76) Inventor: **Randall A. Alsobrook**, 829 Jerry La.,
Bedford, TX (US) 76022

(**) Term: **14 Years**

(21) Appl. No.: **29/245,269**

(22) Filed: **Dec. 22, 2005**

(51) **LOC (8) Cl.** **08-05**

(52) **U.S. Cl.** **D8/29**

(58) **Field of Classification Search** D8/21–29,
D8/17, 86; 81/119, 120, 121.1, 125, 177.1,
81/177.85, 176.3, 121.7, 436, 437, 165, 418,
81/186, 179, 166, 168, 169, 170, 124.3, 124.4,
81/124.6, 58–63.2, 3.09
See application file for complete search history.

(56) **References Cited**

U.S. PATENT DOCUMENTS

2,898,793	A	8/1959	Pederson	
3,157,258	A	* 11/1964	Cronholm	192/48.5
4,825,732	A	5/1989	Arnold	
5,079,978	A	1/1992	Kupfer	
D325,692	S	* 4/1992	Johnson	D8/83
5,572,912	A	* 11/1996	Gasparre	81/121.1
D402,522	S	* 12/1998	Gillman	D8/82

6,073,522	A	6/2000	Carnesi	
D437,537	S	* 2/2001	Carter, Jr.	D8/29
6,280,047	B1	* 8/2001	Chen	362/120
6,282,994	B1	* 9/2001	Wei	81/121.1
D464,545	S	* 10/2002	Marty et al.	D8/21
D497,295	S	10/2004	McKnight	
6,951,156	B2	* 10/2005	Garg	81/121.1
D528,395	S	* 9/2006	Schluter	D8/86

* cited by examiner

Primary Examiner—Raphael Barkai
Assistant Examiner—Randall H. Gholson


(57) **CLAIM**

The ornamental design for a socket, as shown and described.

DESCRIPTION

FIG. 1 is a front elevational view of a socket showing my new design;
FIG. 2 is a rear elevational view thereof;
FIG. 3 is a side elevational view thereof;
FIG. 4 is a top plan view thereof;
FIG. 5 is a bottom plan view thereof; and,
FIG. 6 is a perspective view thereof.
The indicia shown on the figures are for illustrative purposes only and are hereby disclaimed as forming no part of Applicant's claimed invention.

1 Claim, 2 Drawing Sheets



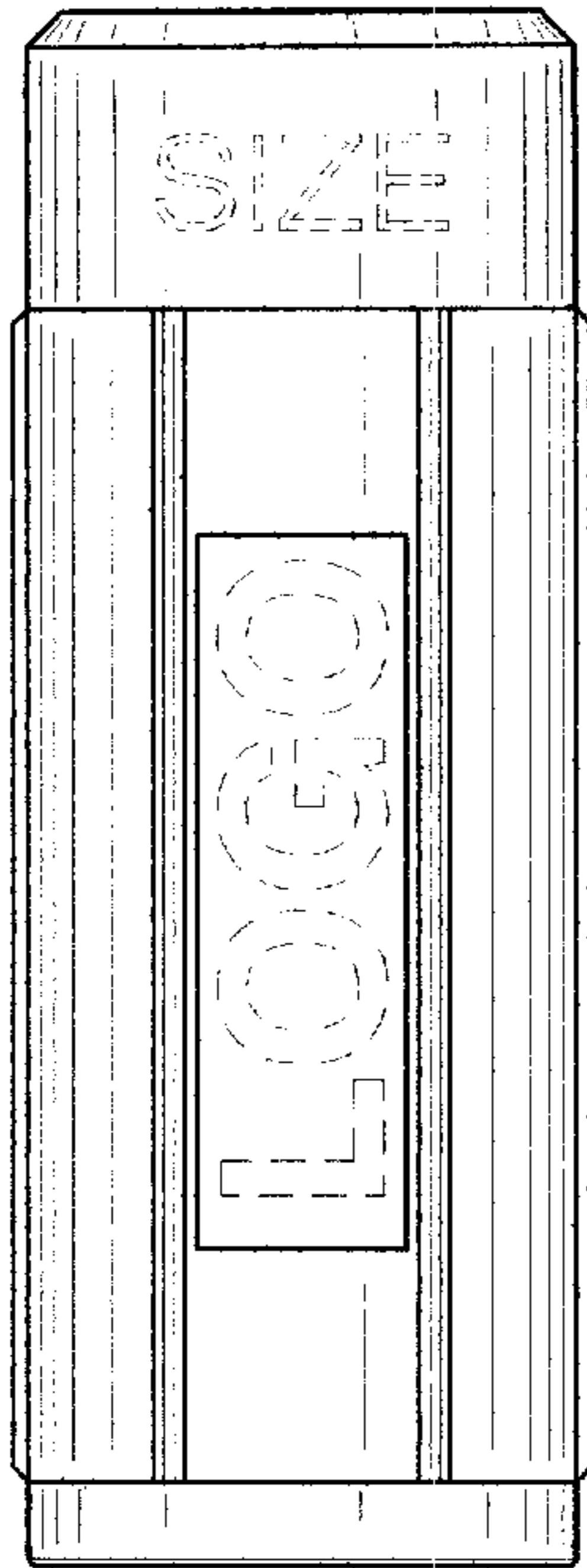


FIG. 1




FIG. 2




FIG. 3

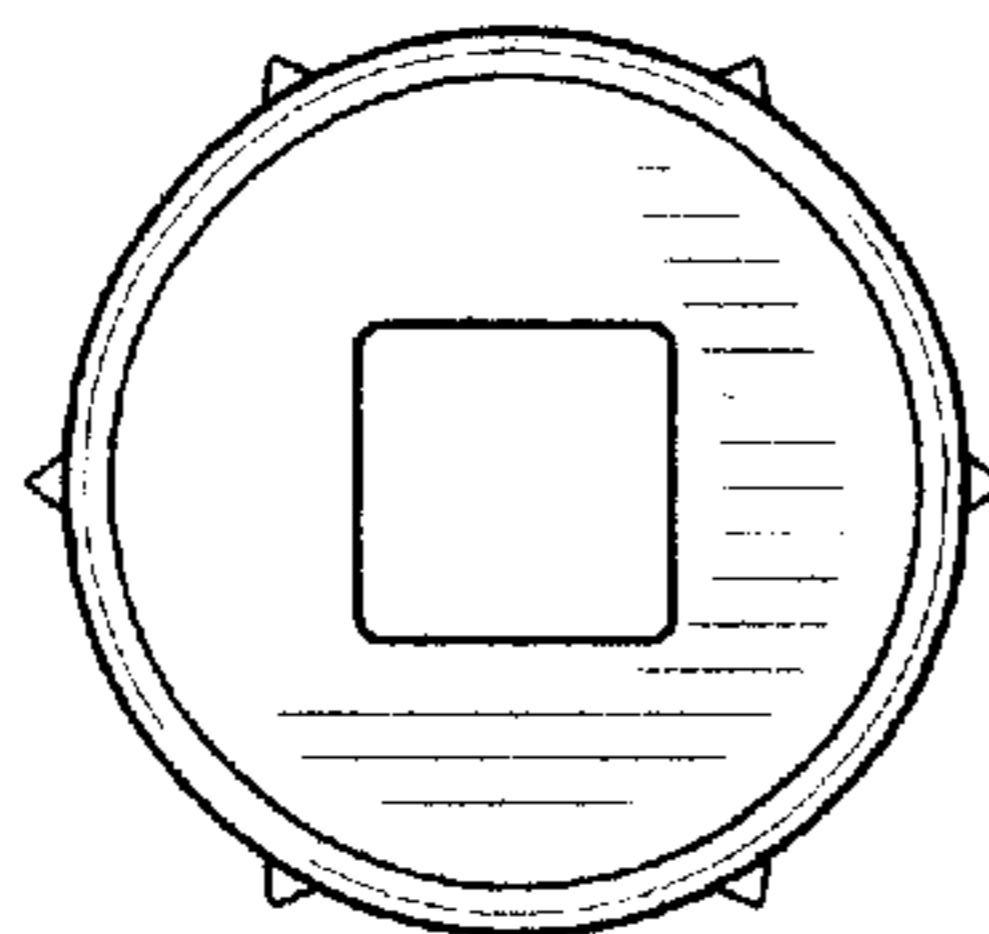


FIG. 4

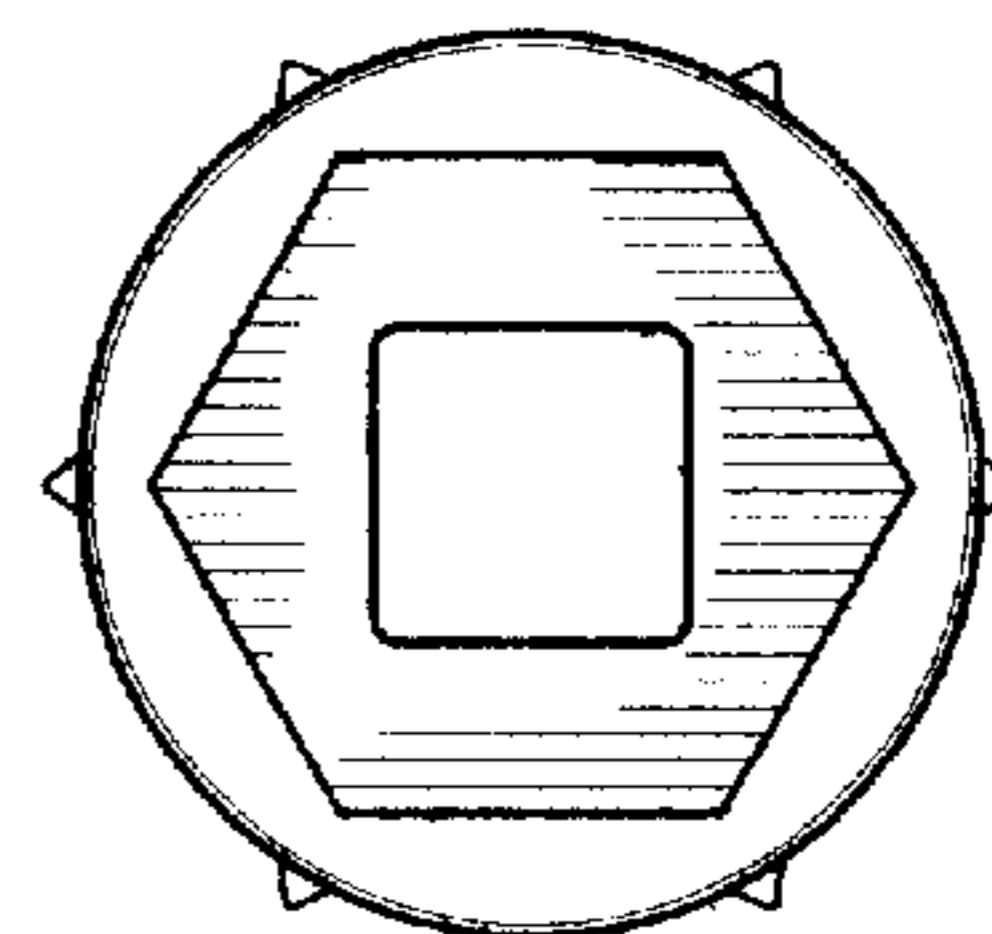


FIG. 5

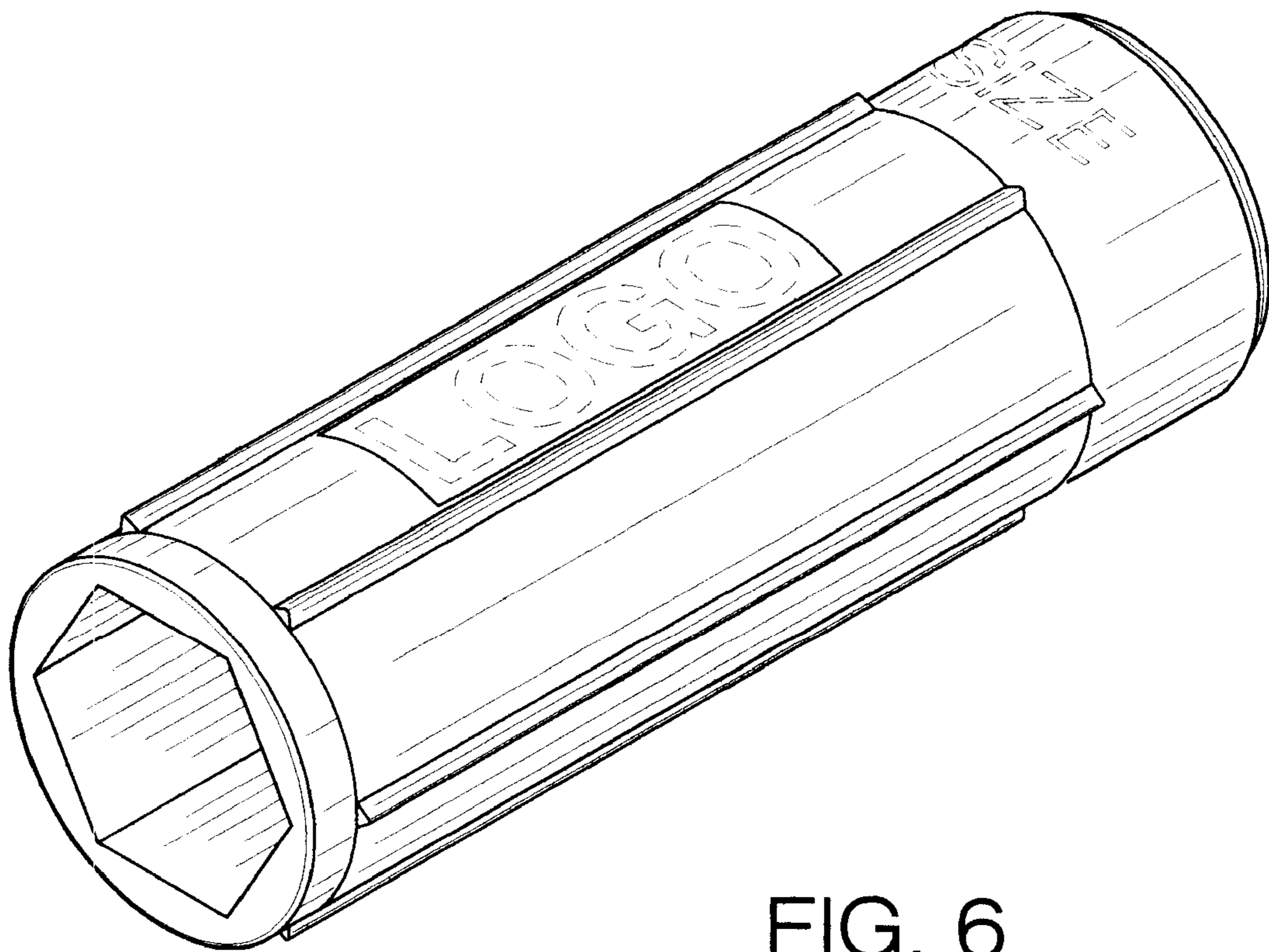


FIG. 6