



US00D550528S

(12) **United States Design Patent**
Hsieh

(10) **Patent No.:** **US D550,528 S**

(45) **Date of Patent:** **** Sep. 11, 2007**

(54) **SWITCH OF A RATCHET SPANNER**

2003/0070512 A1* 4/2003 Hu 81/63.2

(76) Inventor: **Chih-Ching Hsieh**, 235 Chung-Ho Box
8-24, Taipei (TW)

* cited by examiner

Primary Examiner—Raphael Barkai
Assistant Examiner—Randall H. Gholson

(**) Term: **14 Years**

(21) Appl. No.: **29/255,869**

(57) **CLAIM**

(22) Filed: **Mar. 14, 2006**

The ornamental design for a switch of a ratchet spanner, as shown and described.

(51) **LOC (8) Cl.** **08-05**

(52) **U.S. Cl.** **D8/25**

(58) **Field of Classification Search** D8/17,
D8/21-29, 81-87, 102-107, 98-99, 55, 93,
D8/94; 81/60-63.2, 177.1, 177.85, 177.8,
81/489, 125.1, 121.1, 119-120, 176.1, 186,
81/177.9, 185.1, 176.2, 165, 170, 3.35, 58,
81/3.45, 155; 206/378; 16/429, 441, 124.6;
7/100, 138, 168, 157

DESCRIPTION

See application file for complete search history.

FIG. 1 is a perspective view of a switch of a ratchet spanner showing my new design;

FIG. 2 is a front elevational view thereof;

FIG. 3 is a rear elevational view thereof;

FIG. 4 is a left side view thereof;

FIG. 5 is a right side view thereof;

FIG. 6 is a top plan view thereof;

FIG. 7 is a bottom plan view thereof;

FIG. 8 is a second perspective view of the present invention, which is viewed from a side opposite to that shown in FIG. 1; and,

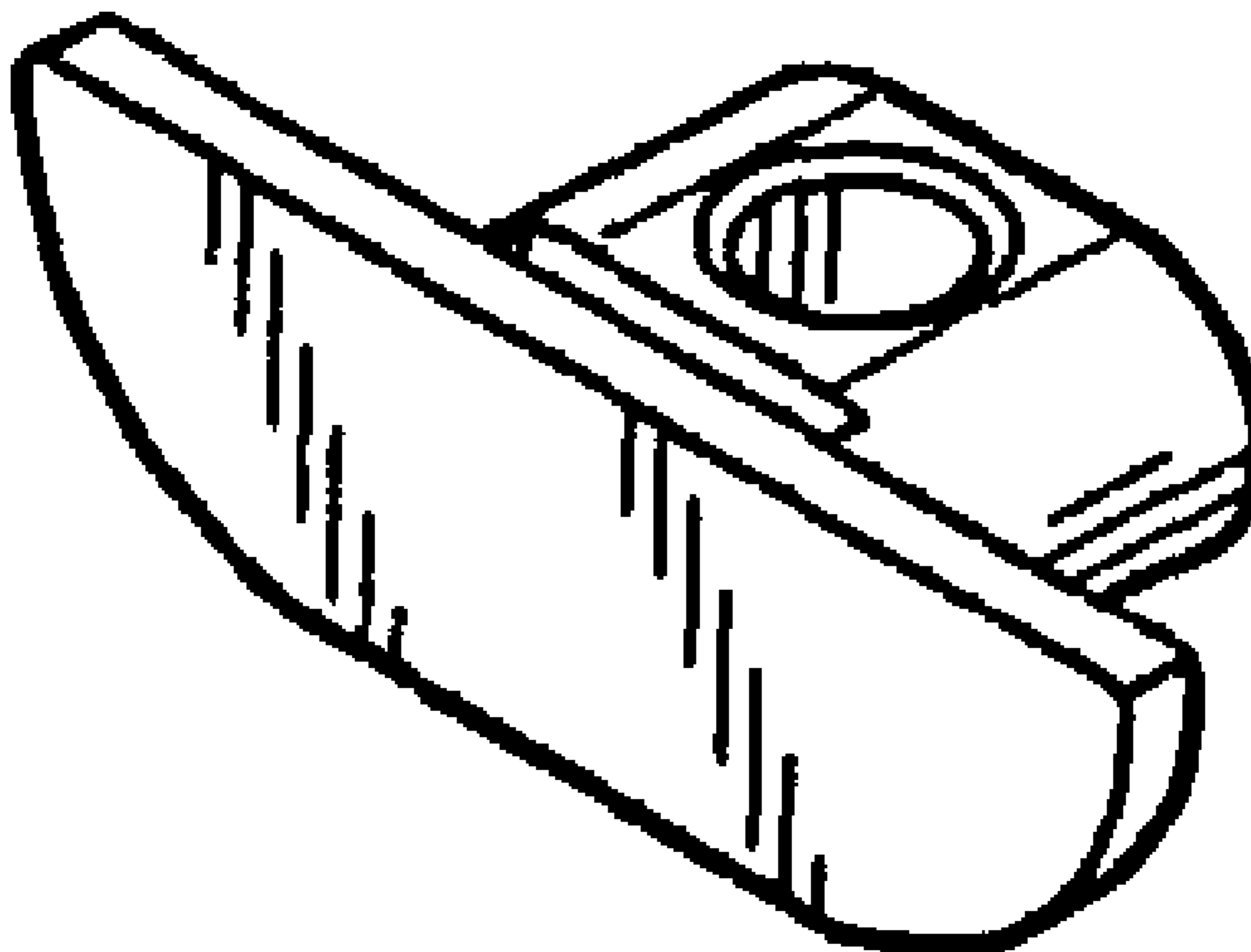
FIG. 9 shows one application of the present invention. The broken lines are for illustrative purposes only and form no part of the claimed design.

(56) **References Cited**

U.S. PATENT DOCUMENTS

6,282,991	B1 *	9/2001	Hu	81/63.2
6,453,779	B2 *	9/2002	Hu	81/63
6,516,691	B1 *	2/2003	Wei	81/63.2
6,666,112	B2 *	12/2003	Hu	81/63.1
D512,287	S *	12/2005	Li	D8/25
7,062,994	B2 *	6/2006	Chen	81/63
2003/0019334	A1 *	1/2003	Wei	81/63.1

1 Claim, 5 Drawing Sheets



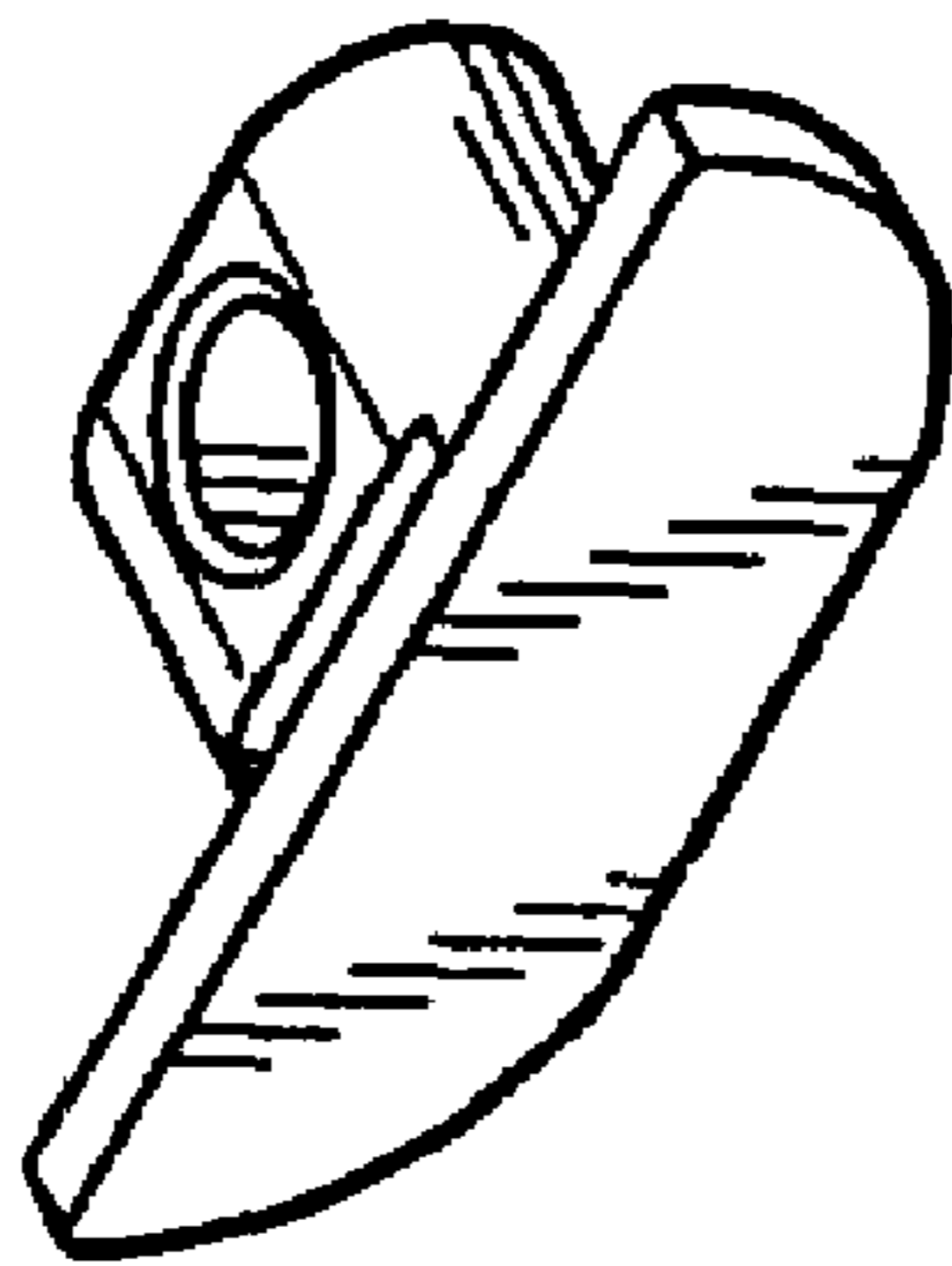


FIG. 1




FIG. 2

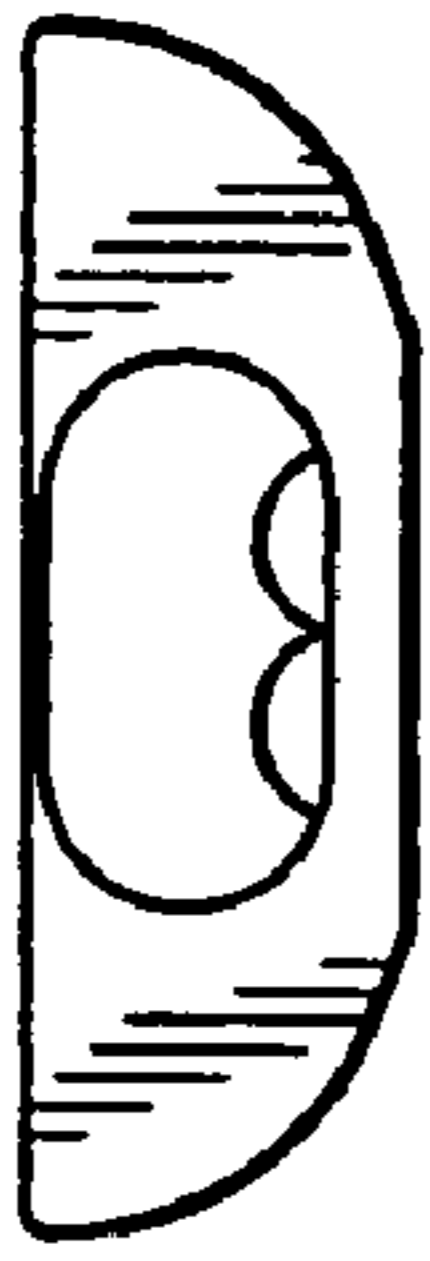


FIG. 3



FIG. 4

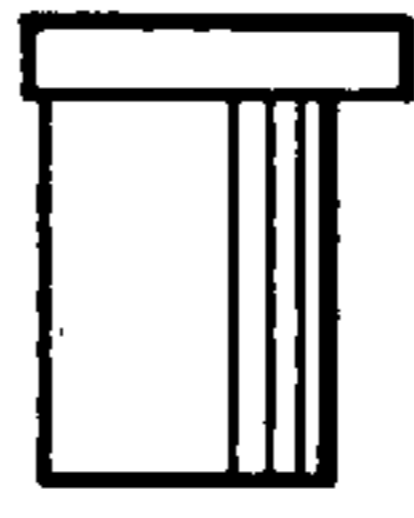


FIG. 5

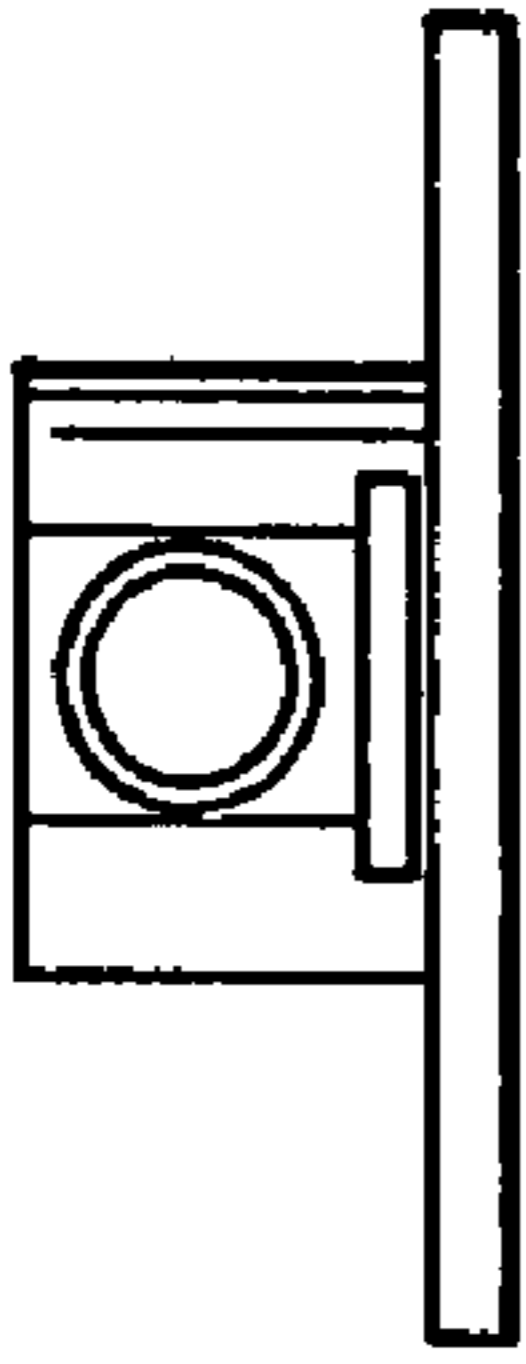


FIG. 6




FIG. 7

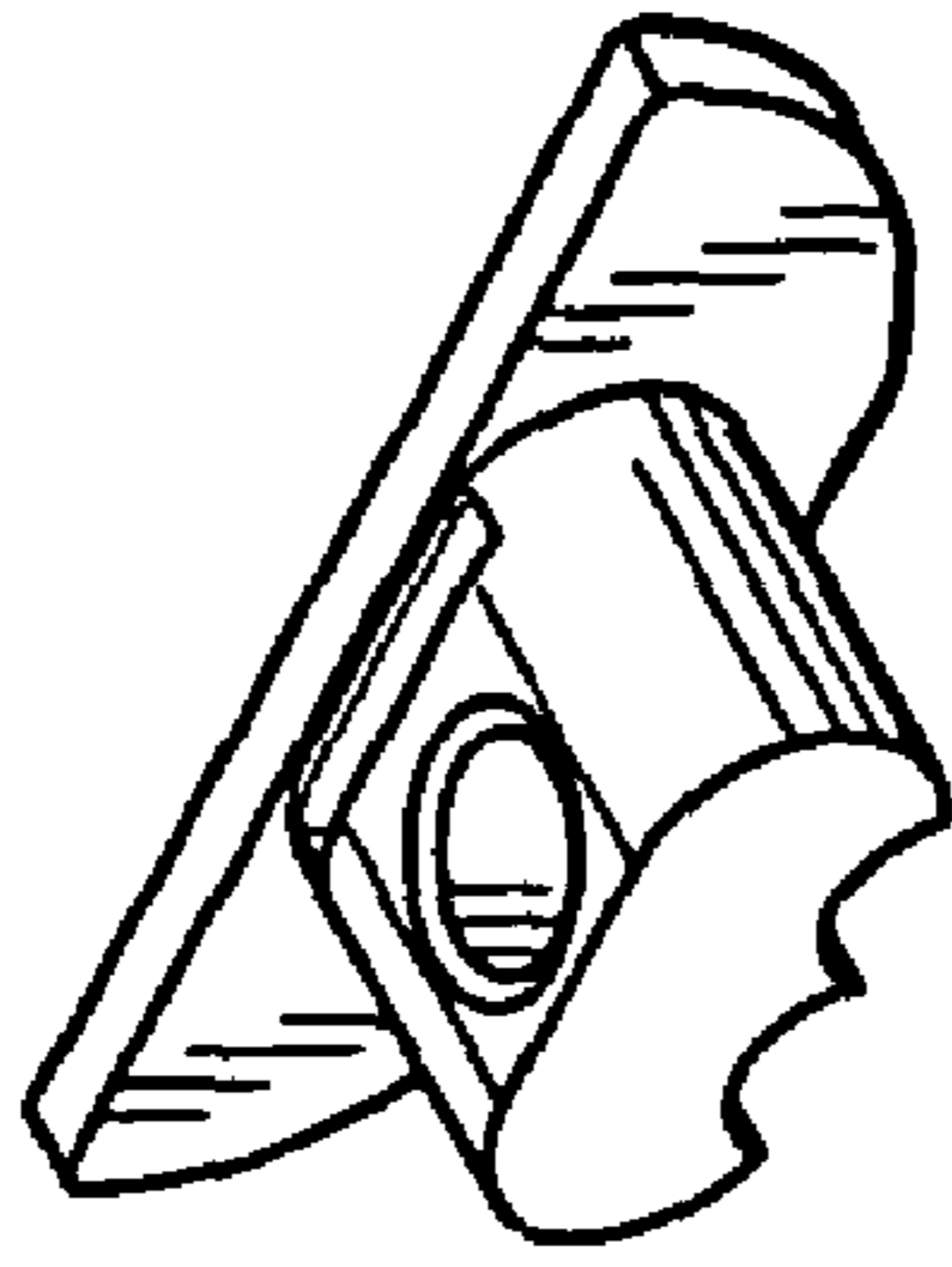


FIG. 8

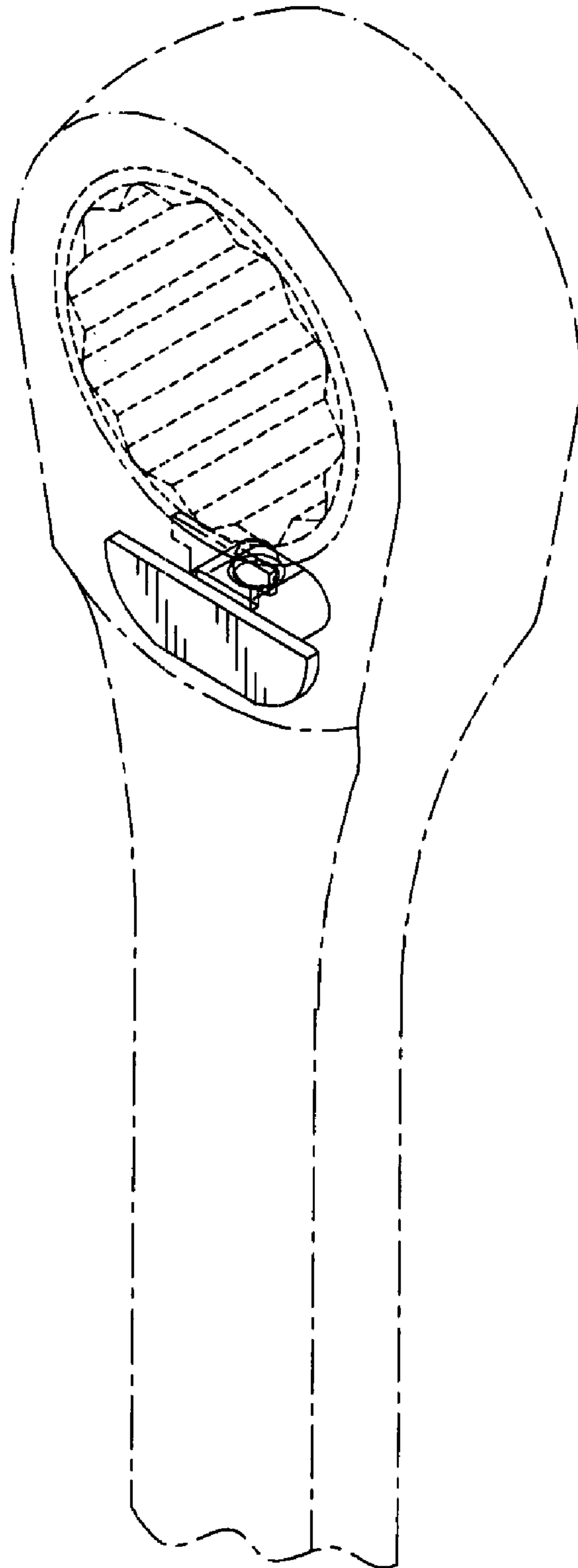


Fig. 9