



US00D550525S

(12) **United States Design Patent**
Aglassinger

(10) **Patent No.:** **US D550,525 S**

(45) **Date of Patent:** **** Sep. 11, 2007**

(54) **GRASS AND WEED CUTTER**

(75) Inventor: **Hans-Peter Aglassinger**, Esslingen
(DE)

(73) Assignee: **Robert Bosch GmbH**, Stuttgart (DE)

(**) Term: **14 Years**

(21) Appl. No.: **29/250,153**

(22) Filed: **Nov. 3, 2006**

(30) **Foreign Application Priority Data**

Jun. 23, 2006 (EM) 000555875

(51) **LOC (8) Cl.** **08-01**

(52) **U.S. Cl.** **D8/8**

(58) **Field of Classification Search** D8/7,
D8/8, 14; 56/12.7; 30/276
See application file for complete search history.

(56) **References Cited**

U.S. PATENT DOCUMENTS

- D343,554 S * 1/1994 Watanabe et al. D8/8
- 5,363,723 A * 11/1994 Hoffman 74/606 R
- 5,644,844 A * 7/1997 Pink 30/276
- 5,950,317 A * 9/1999 Yates et al. 30/276

- 5,987,756 A * 11/1999 Yates et al. 30/276
- D510,512 S * 10/2005 Robson D8/8
- 6,973,728 B2 * 12/2005 Ellson et al. 30/276
- D530,163 S * 10/2006 Xue-Feng D8/8
- 7,134,208 B2 * 11/2006 Wilkinson et al. 30/276

* cited by examiner

Primary Examiner—Holly H. Baynham

Assistant Examiner—Sheryl Friedman

(74) *Attorney, Agent, or Firm*—Michael J. Striker

(57) **CLAIM**

The ornamental design for a grass and weed cutter, as shown and described.

DESCRIPTION

FIG. 1 is a front perspective view of a grass and weed cutter showing my new design;

FIG. 2 is a side view thereof;

FIG. 3 is the opposite side view of FIG. 2 thereof;

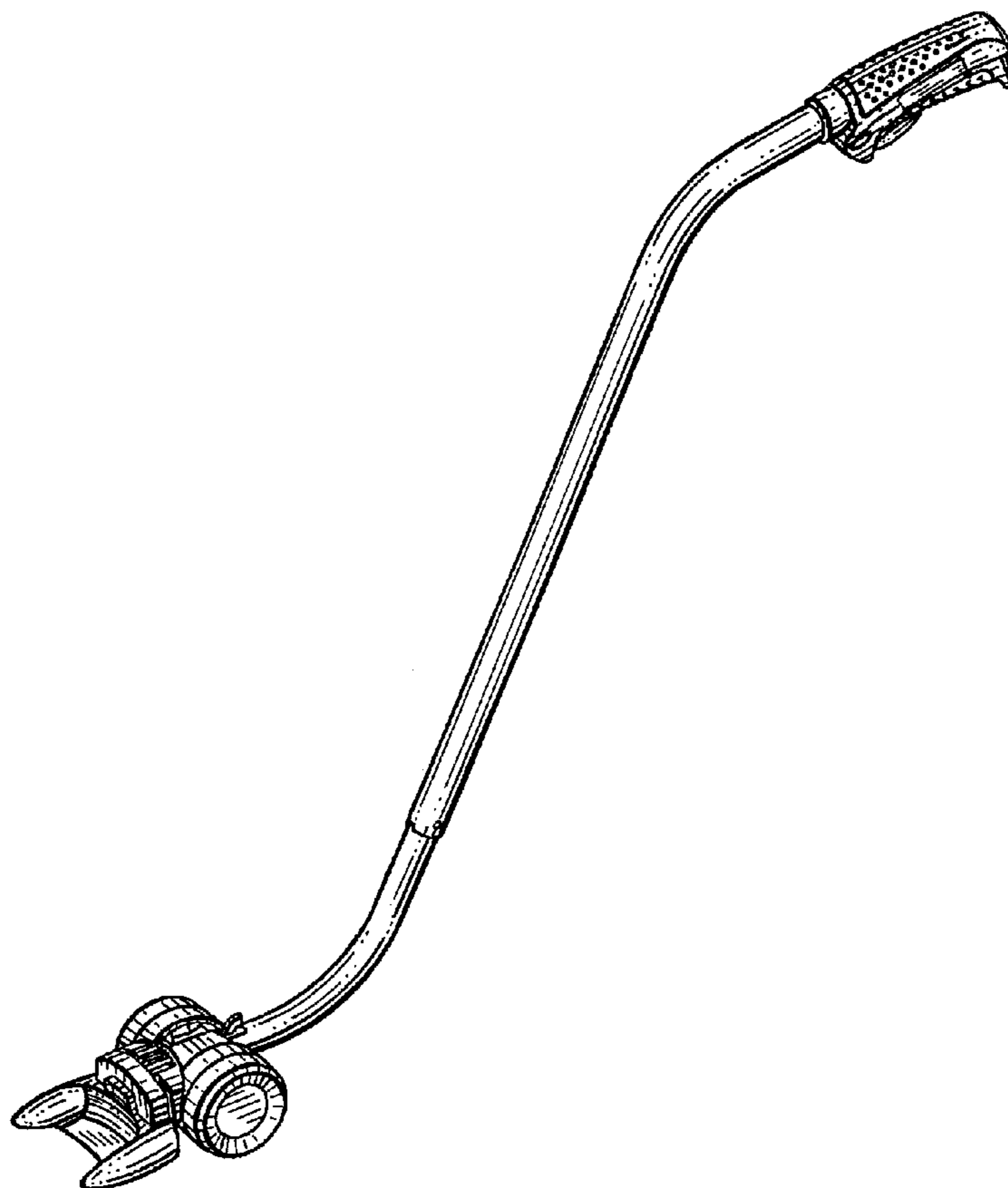
FIG. 4 is a front view thereof;

FIG. 5 is a rear view thereof;

FIG. 6 is a top view thereof; and,

FIG. 7 is a bottom view thereof.

1 Claim, 5 Drawing Sheets



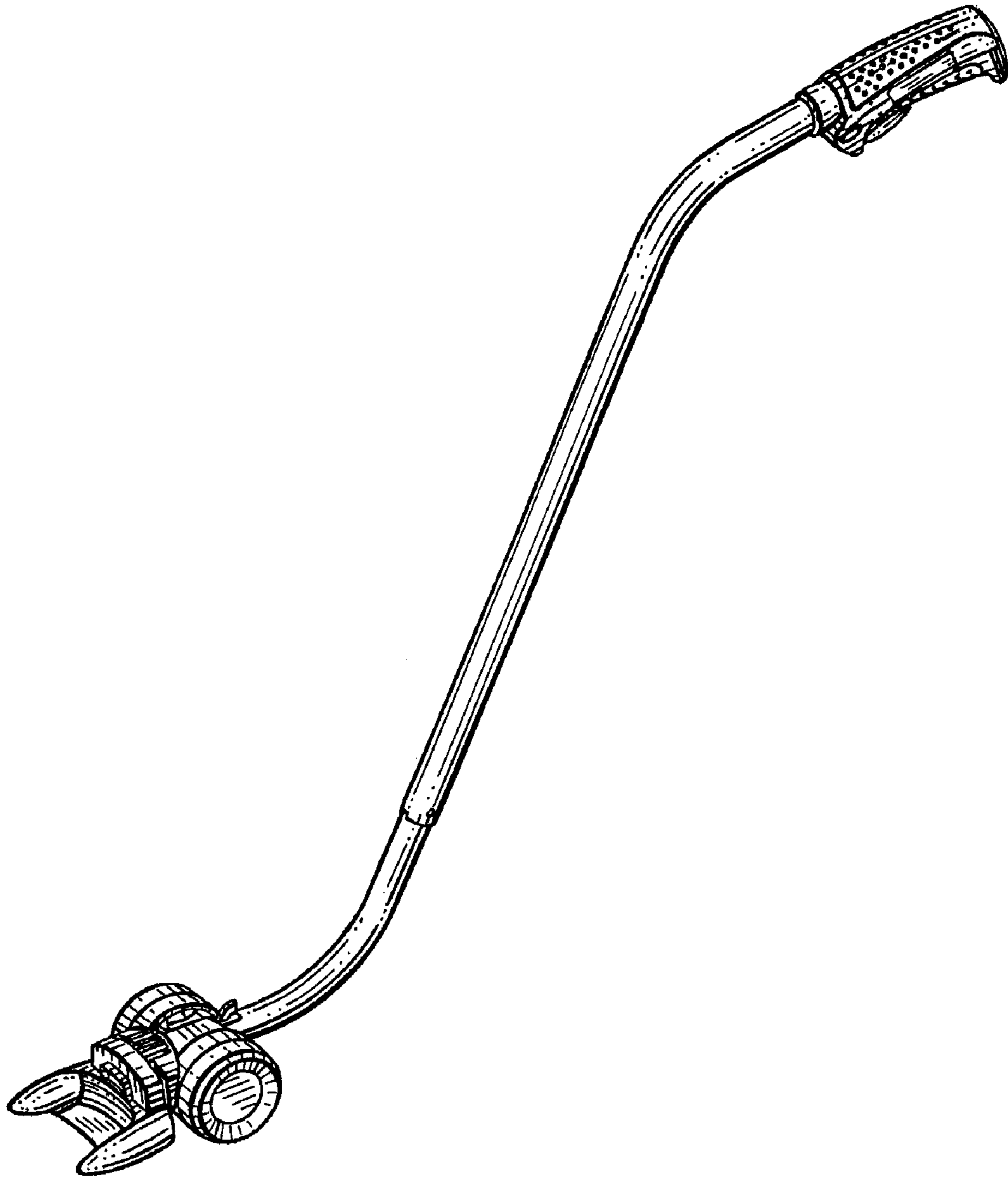


FIG. 1

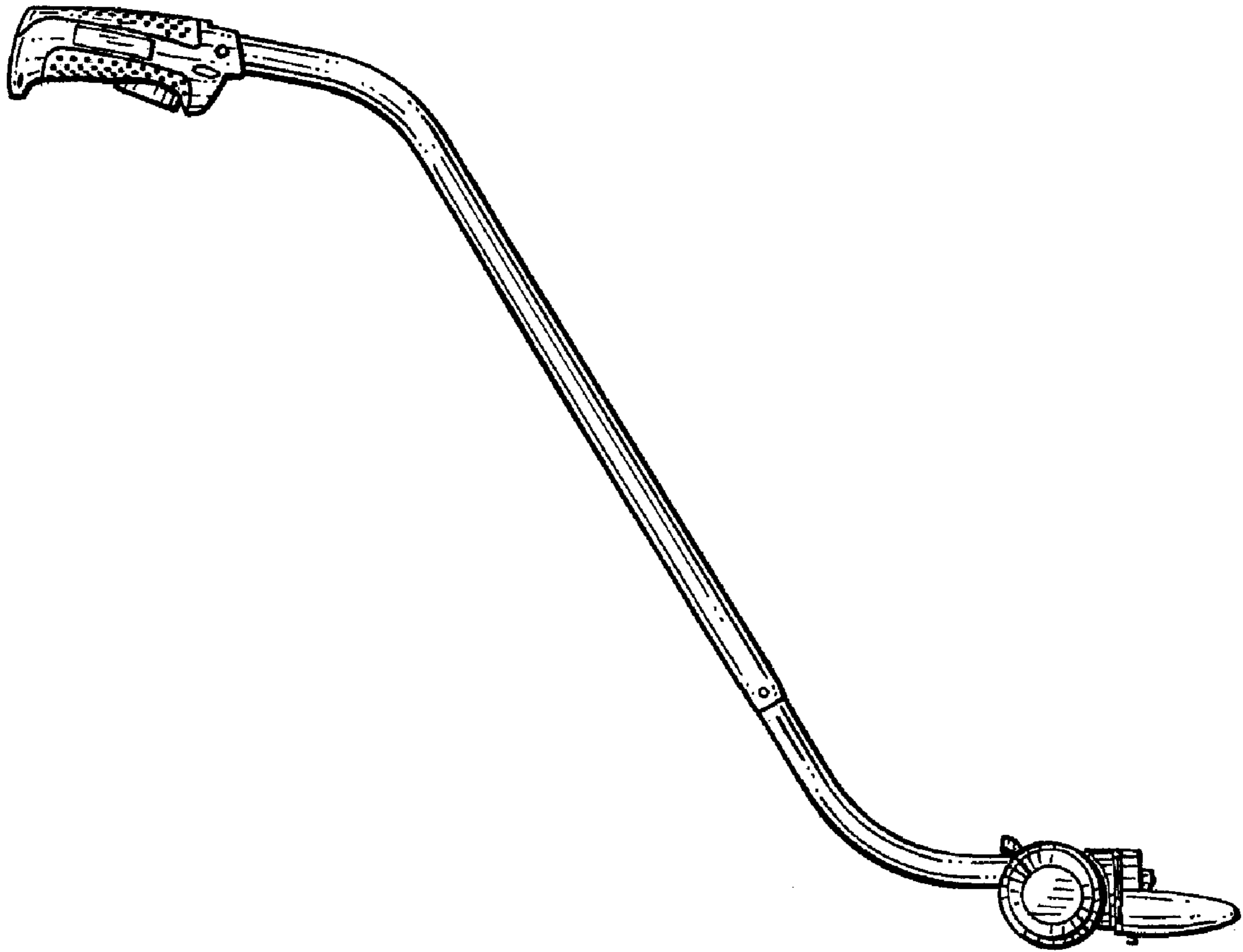


FIG. 2

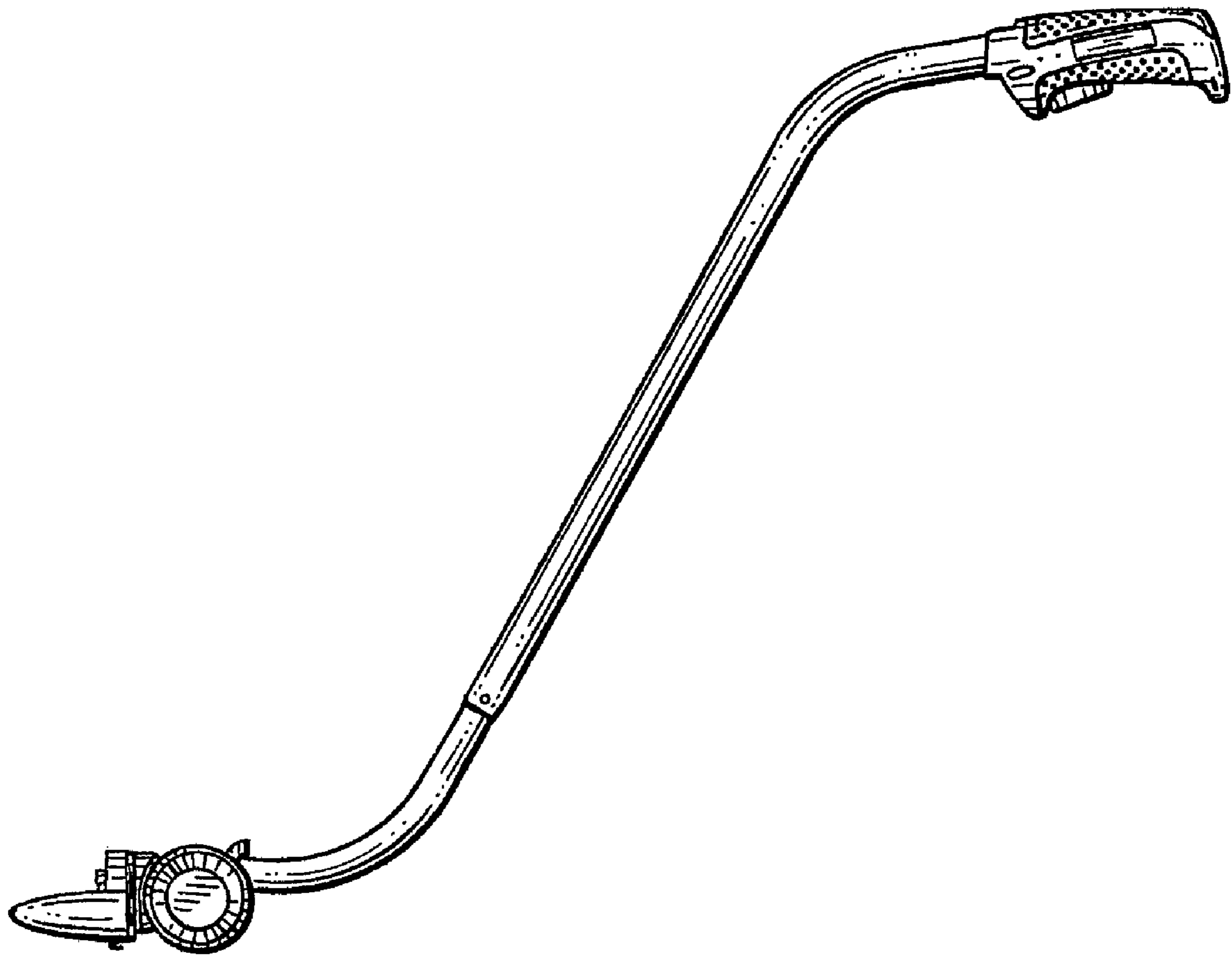


FIG. 3




FIG. 5




FIG. 4




FIG. 6




FIG. 7