



US00D550519S

(12) **United States Design Patent**
Ito

(10) **Patent No.:** **US D550,519 S**

(45) **Date of Patent:** **** Sep. 11, 2007**

(54) **SPOON**

D428,764 S * 8/2000 Kortleven et al. D7/401.2
D490,283 S * 5/2004 Ito D7/662
D499,940 S * 12/2004 Shane-Schuldt D7/662

(75) Inventor: **Yukiko Ito**, Oneida, NY (US)

(73) Assignee: **Oneida, Ltd.**, Oneida, NY (US)

(**) Term: **14 Years**

(21) Appl. No.: **29/285,398**

(22) Filed: **Mar. 28, 2007**

(51) **LOC (8) Cl.** **07-03**

(52) **U.S. Cl.** **D7/653**

(58) **Field of Classification Search** D7/368,
D7/401.2, 642-664, 688-692, 669, 675, 676,
D7/683; 30/137, 141, 142, 340, 147-150,
30/322-329, 342-345; 416/70 R
See application file for complete search history.

(56) **References Cited**

U.S. PATENT DOCUMENTS

D185,085 S * 5/1959 Jones D7/662
D205,861 S * 9/1966 Ikeda D7/663
D219,685 S * 1/1971 Perry D7/662
D225,896 S * 1/1973 Manderfield D7/662
D334,117 S * 3/1993 Shane-Schuldt D7/662
D334,511 S * 4/1993 Gebhardt D7/662

* cited by examiner

Primary Examiner—Mimosa De

Assistant Examiner—Ricky Pham

(74) *Attorney, Agent, or Firm*—Marjama & Bilinski LLP

(57) **CLAIM**

The ornamental design for spoon, as shown and described.

DESCRIPTION

FIG. 1 is a left side view of a spoon, illustrating my new Design;

FIG. 2 is a top plan view thereof;

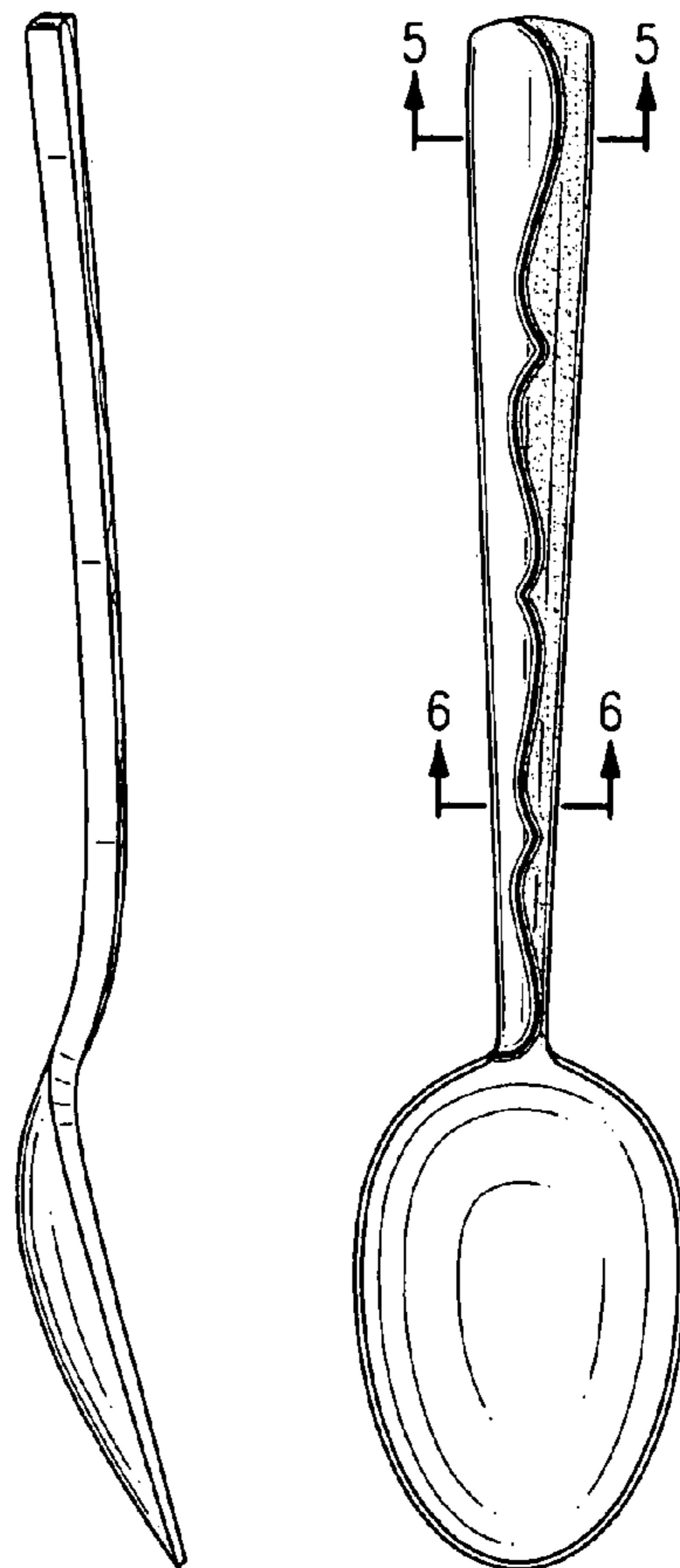
FIG. 3 is a right side view thereof;

FIG. 4 is a bottom view thereof;

FIG. 5 is a cross-sectional view taken through line 5—5 of FIG. 2; and,

FIG. 6 is a cross-sectional view taken through line 6—6 of FIG. 2.

1 Claim, 1 Drawing Sheet



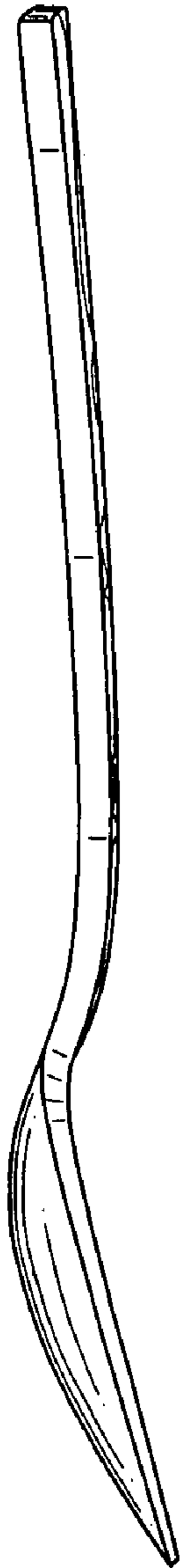


FIG. 1

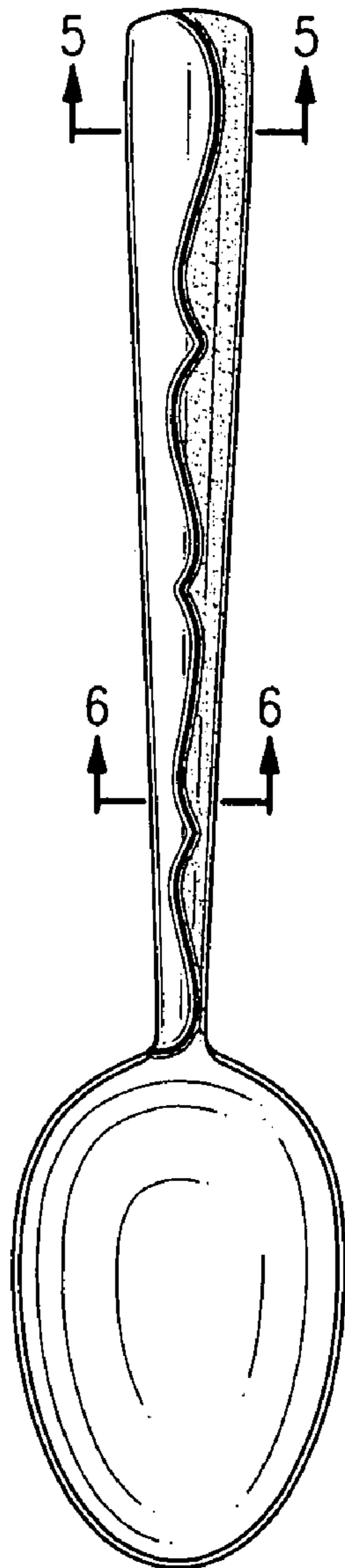


FIG. 2

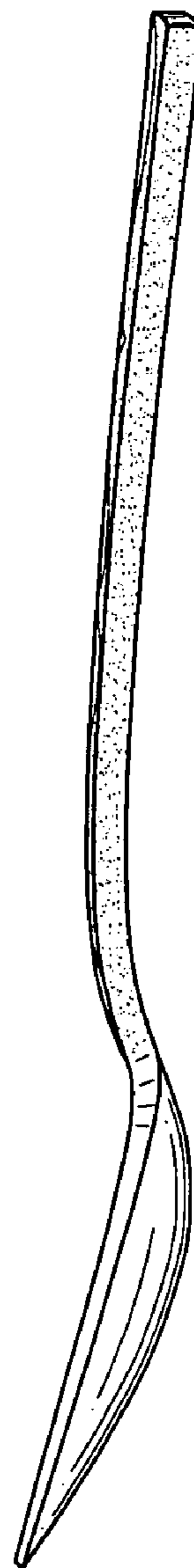


FIG. 3

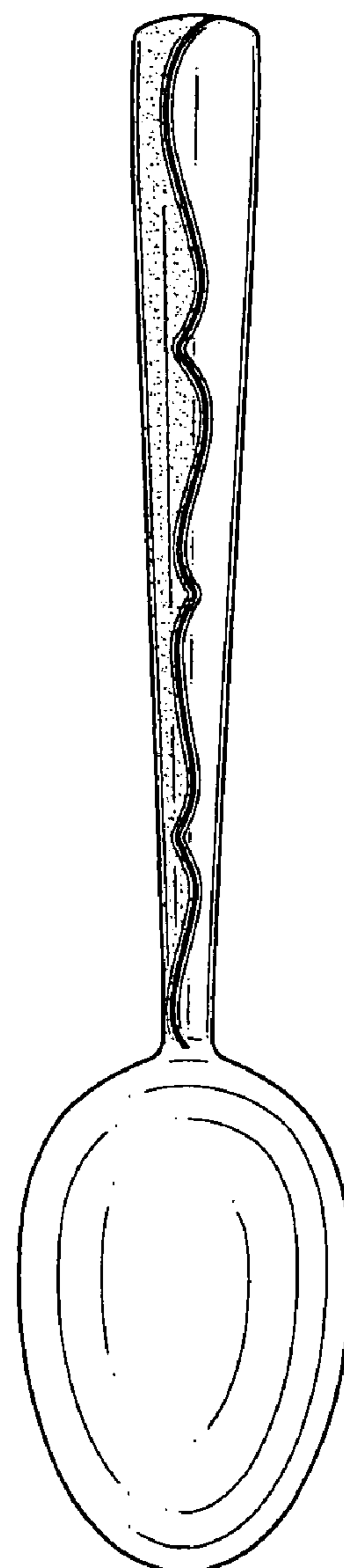


FIG. 4



FIG. 5



FIG. 6