



US00D550518S

(12) **United States Design Patent**  
**Ito**

(10) **Patent No.:** **US D550,518 S**

(45) **Date of Patent:** **\*\* Sep. 11, 2007**

(54) **SPOON**

(75) Inventor: **Yukiko Ito**, Oneida, NY (US)

(73) Assignee: **Oneida, Ltd.**, Oneida, NY (US)

(\*\*) Term: **14 Years**

(21) Appl. No.: **29/285,359**

(22) Filed: **Mar. 28, 2007**

(51) **LOC (8) Cl.** ..... **07-03**

(52) **U.S. Cl.** ..... **D7/653**

(58) **Field of Classification Search** ..... D7/368,  
D7/401.2, 642-664, 688-692, 669, 675, 676,  
D7/683; 30/137, 141, 142, 340, 147-150,  
30/322-329, 342-345; 416/70 R  
See application file for complete search history.

(56) **References Cited**

**U.S. PATENT DOCUMENTS**

D20,974 S *	8/1891	Jackson	.....	D7/661
D36,892 S *	4/1904	Rothlisberger	.....	D7/662
D37,850 S *	2/1906	Smith	.....	D7/661
D156,941 S *	1/1950	Dabrowski	.....	D7/661
D165,295 S *	11/1951	Lipman	.....	D7/661

D167,725 S *	9/1952	Warren	.....	D7/661
D349,431 S *	8/1994	Richmond	.....	D7/661
D511,441 S *	11/2005	Shane-Schuldt	.....	D7/661

\* cited by examiner

*Primary Examiner*—Mimosa De  
*Assistant Examiner*—Ricky Pham

(74) *Attorney, Agent, or Firm*—Marjama & Bilinski LLP

(57) **CLAIM**

The ornamental design for spoon, as shown and described.

**DESCRIPTION**

FIG. 1 is a top plan view of a spoon, illustrating my new Design;

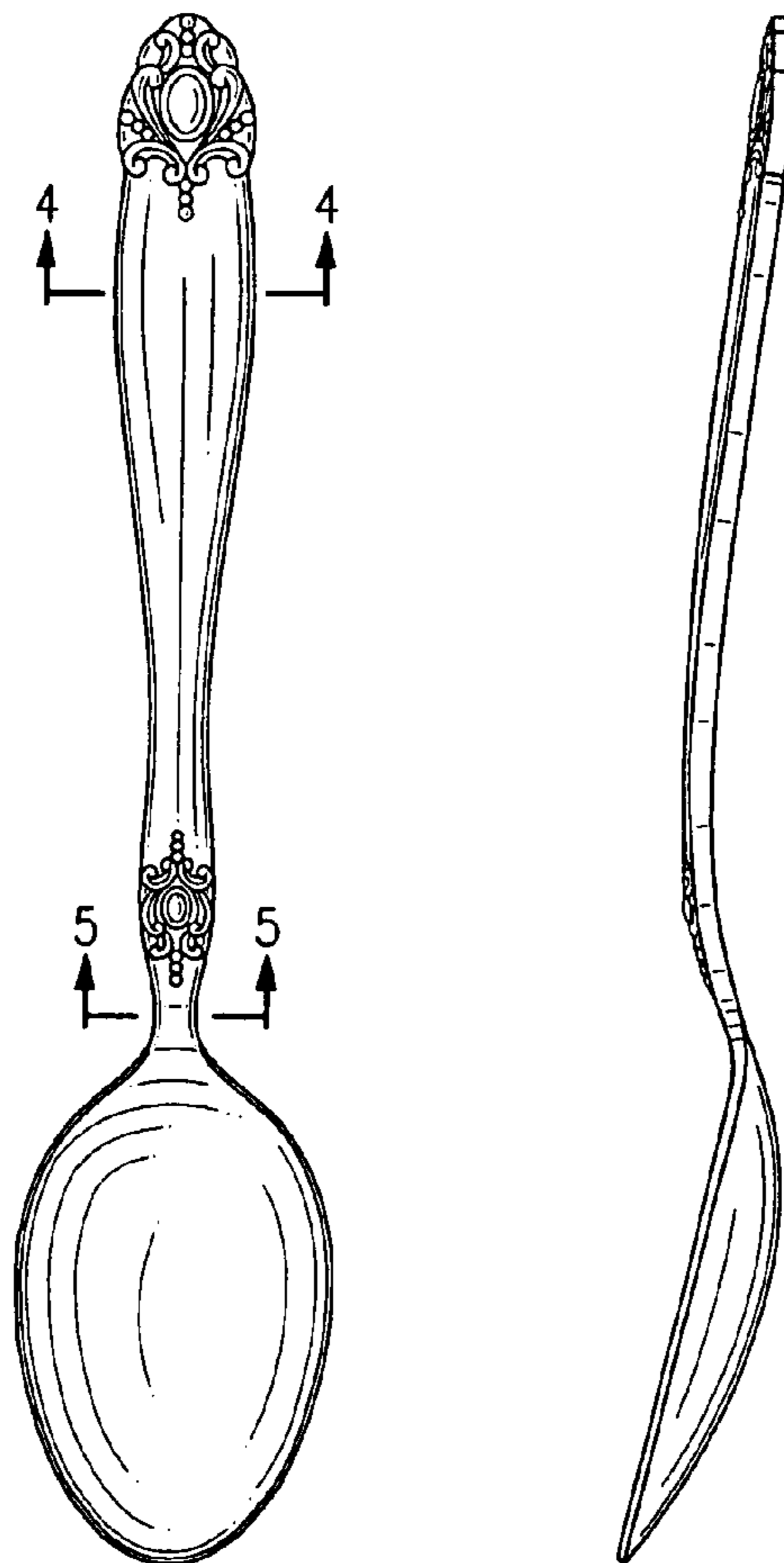
FIG. 2 is a right side view thereof, the left side view being a mirror image;

FIG. 3 is a bottom view thereof;

FIG. 4 is a cross-sectional view taken through line 4—4 of FIG. 1; and,

FIG. 5 is a cross-sectional view taken through line 5—5 of FIG. 1.

**1 Claim, 1 Drawing Sheet**



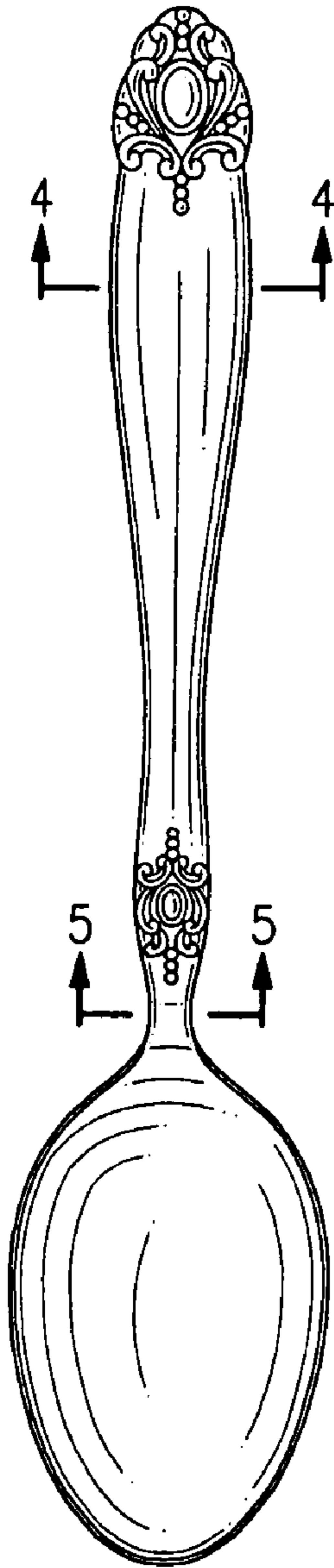


FIG. 1

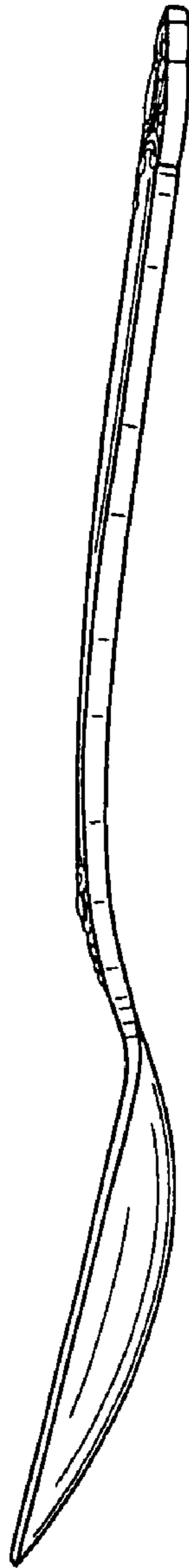


FIG. 2

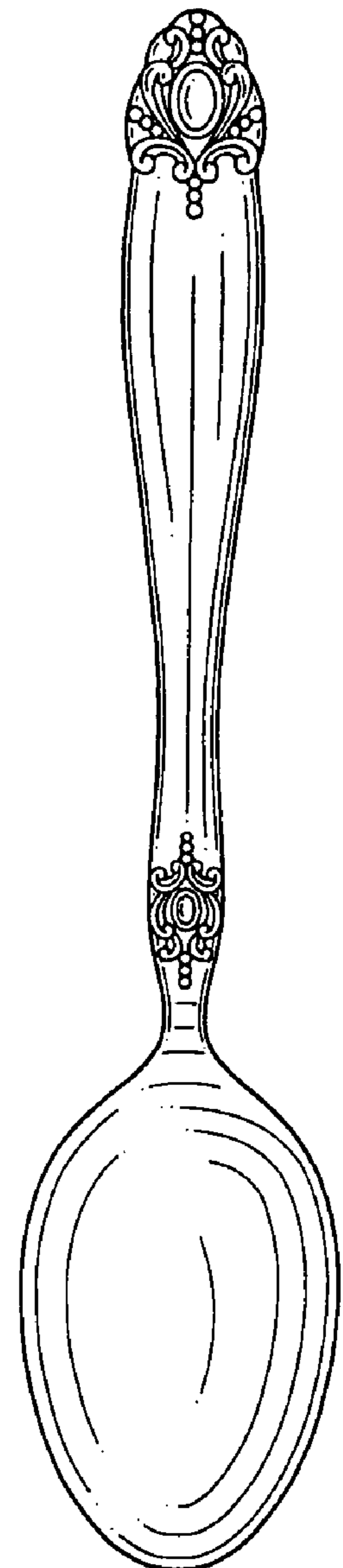


FIG. 3



FIG. 4



FIG. 5