



US00D550505S

(12) **United States Design Patent**
Pino et al.

(10) **Patent No.:** **US D550,505 S**

(45) **Date of Patent:** **** Sep. 11, 2007**

(54) **COOKTOP GRATES**

D470,359 S * 2/2003 Jones et al. D7/408
D495,202 S * 8/2004 Becker et al. D7/408
D495,203 S * 8/2004 Becker et al. D7/408

(75) Inventors: **Giovanni Pino**, Delray Beach, FL (US);
Allen D. Wong, Benton Harbor, MI
(US); **Eric C. Irwin**, St. Joseph, MI
(US); **Ryan L. Wilday**, San Diego, CA
(US); **Peter D. Wendel**, Monroe, WA
(US)

* cited by examiner

Primary Examiner—Robert A. Delehanty
(74) *Attorney, Agent, or Firm*—Tara Hartman; John F.
Colligan

(73) Assignee: **Whirlpool Corporation**, Benton
Harbor, MI (US)

(57) **CLAIM**

(**) Term: **14 Years**

The ornamental design for cooktop grates, as shown and
described.

(21) Appl. No.: **29/233,891**

(22) Filed: **Jul. 11, 2005**

DESCRIPTION

(51) **LOC (8) Cl.** **07-02**

FIG. 1 is a front perspective view of the design of the
cooktop grates;

(52) **U.S. Cl.** **D7/408**

FIG. 2 is a top elevational view thereof;

(58) **Field of Classification Search** D7/340,
D7/346, 408–409; D23/397, 346–347, 402;
219/450.1; 126/540, 152 R

FIG. 3 is front elevational view thereof; and,

See application file for complete search history.

FIG. 4 is right side elevational view with the left side being
a mirror image thereof.

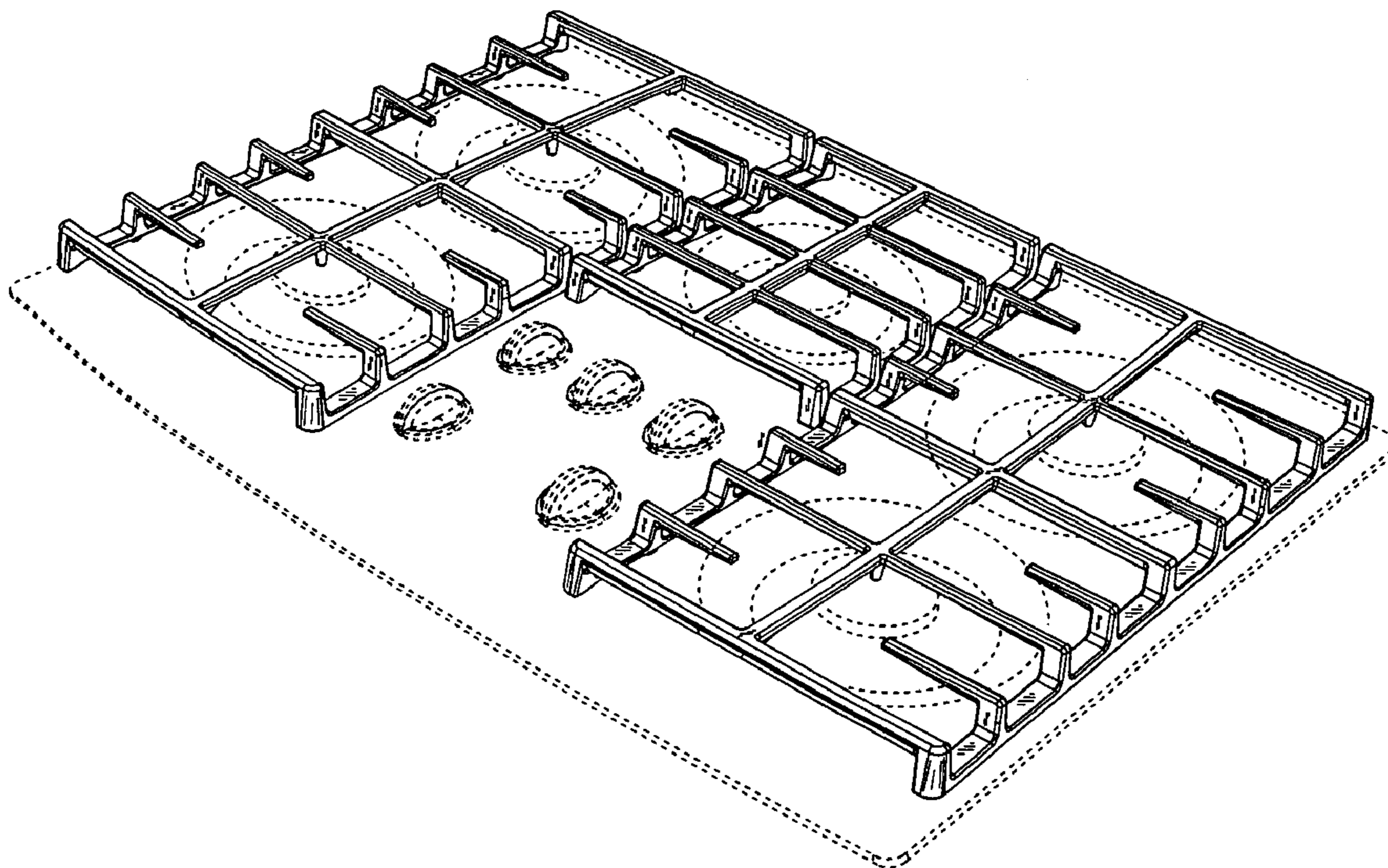
The portion shown in broken lines is for illustrative purposes
only and does not form any part of the invention.

(56) **References Cited**

U.S. PATENT DOCUMENTS

1 Claim, 3 Drawing Sheets

D468,161 S * 1/2003 Goodwin D7/408



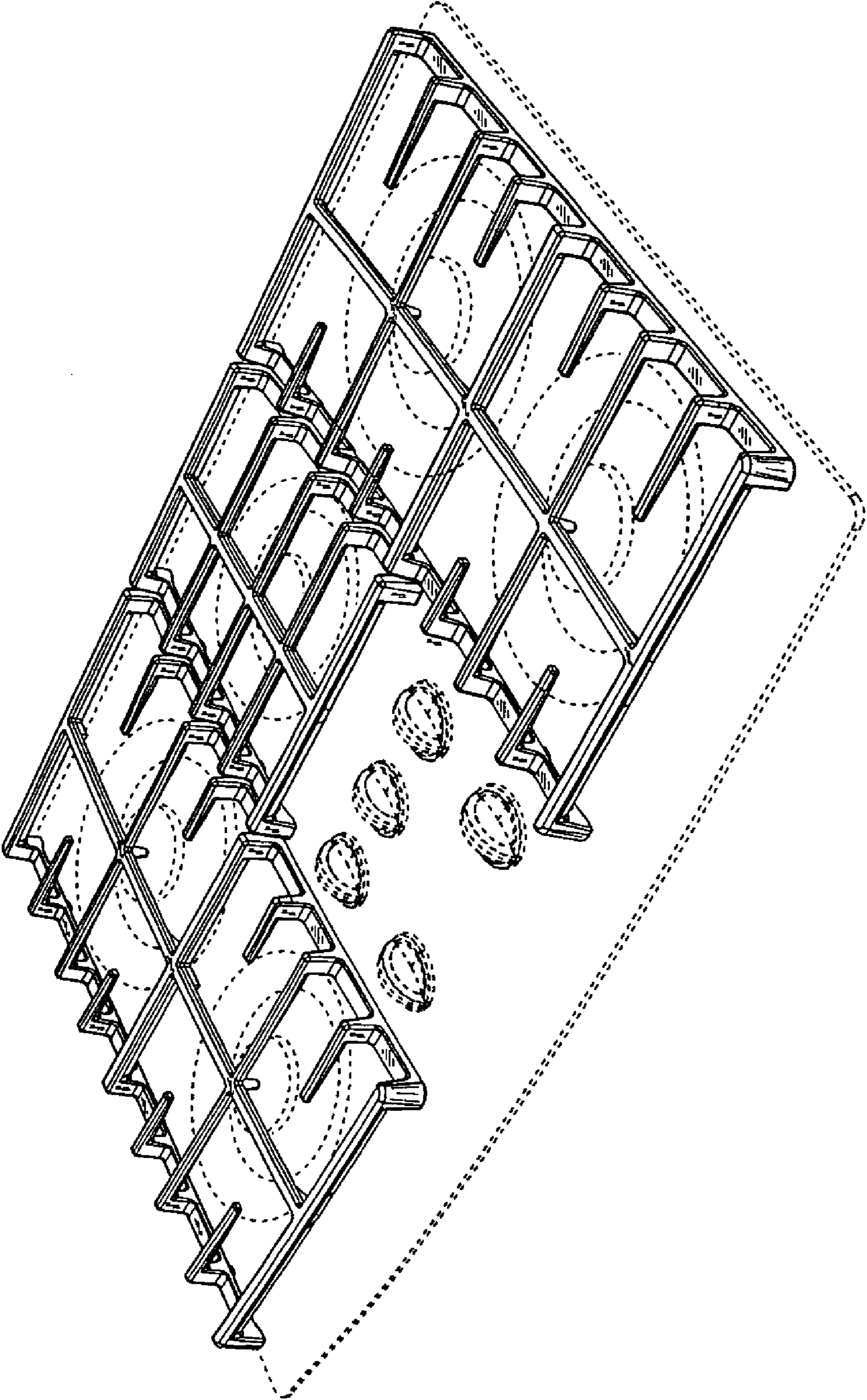


Fig. 1

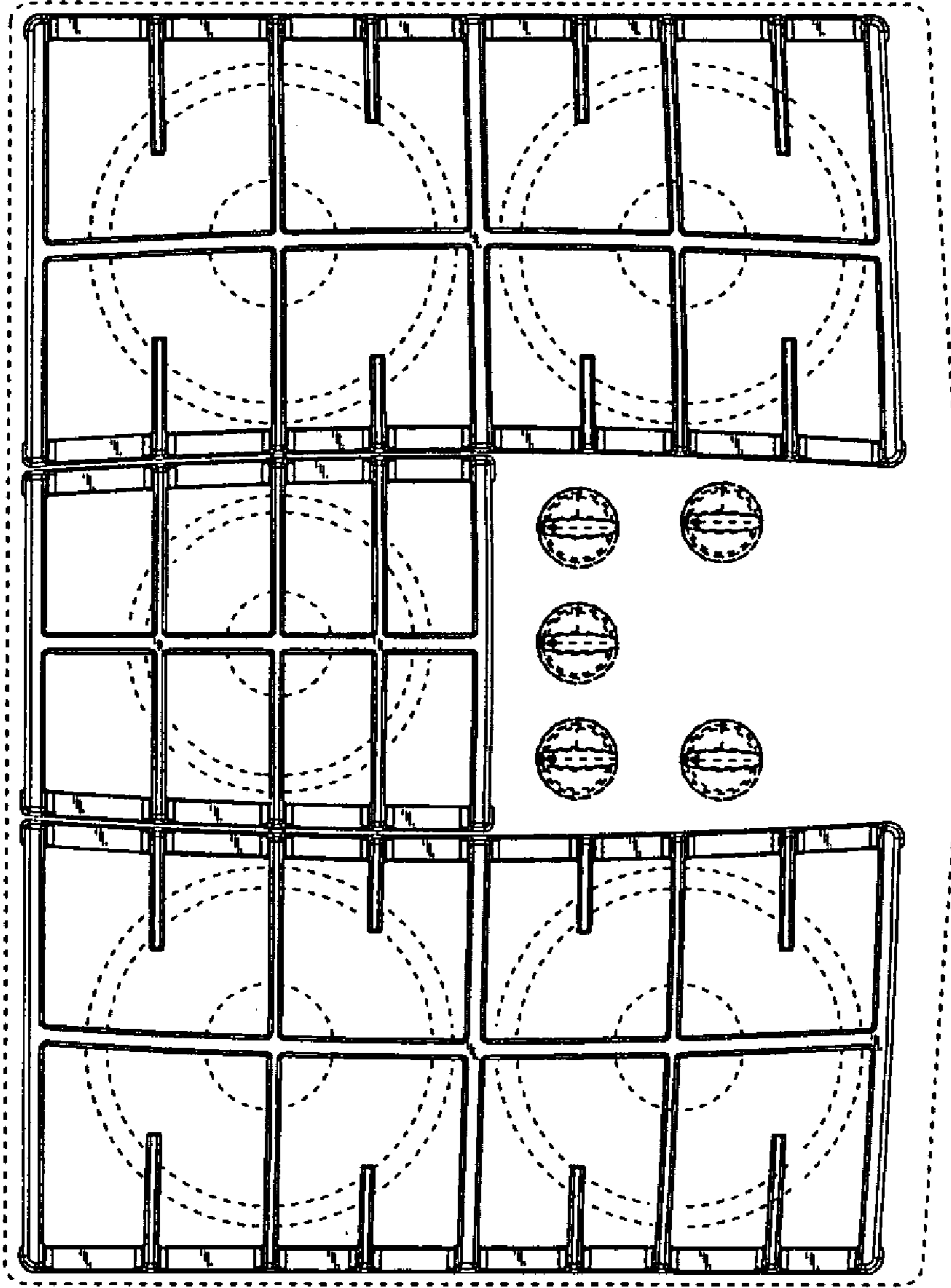


Fig. 2

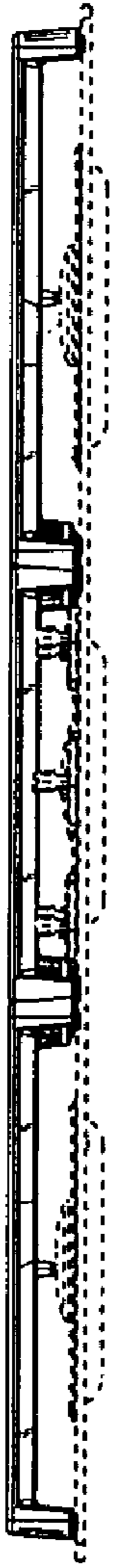


Fig. 3



Fig. 4