



US00D550504S

(12) **United States Design Patent**  
**Zemel**

(10) **Patent No.:** **US D550,504 S**

(45) **Date of Patent:** **\*\* Sep. 11, 2007**

(54) **HANDGRIP FOR FOOD UTENSIL**

(75) Inventor: **Marc Zemel**, Melville, NY (US)

(73) Assignee: **Mr. Bar-B-Q-, Inc**, Old Bethpage, NY (US)

(\*\*) Term: **14 Years**

(21) Appl. No.: **29/225,473**

(22) Filed: **Mar. 17, 2005**

(51) **LOC (8) Cl.** ..... **07-02**

(52) **U.S. Cl.** ..... **D7/395**

(58) **Field of Classification Search** ..... D7/354-361,  
D7/393-395, 401.2; D8/107, 307; D4/138,  
D4/129; 16/430, 431, 110.1, 407; 220/573.1-573.5,  
220/752, 753, 755, 756, 912  
See application file for complete search history.

(56) **References Cited**

U.S. PATENT DOCUMENTS

D250,080 S	10/1978	Kavalaris	
D254,767 S	4/1980	Christen	
D392,848 S *	3/1998	Zeller	..... D7/683
D427,849 S *	7/2000	Gasparino et al.	..... D7/401.2
D427,850 S *	7/2000	Gasparino et al.	..... D7/401.2
D444,041 S	6/2001	Thuma	
D494,006 S *	8/2004	Zemel	..... D7/393
D494,807 S *	8/2004	Zemel	..... D7/393
D528,857 S *	9/2006	Zemel	..... D7/395

\* cited by examiner

*Primary Examiner*—Holly H. Baynham

*Assistant Examiner*—Cynthia M. Chin

(74) *Attorney, Agent, or Firm*—Seth Natter; Natter & Natter

(57) **CLAIM**

The ornamental design for a handgrip for food utensil, as shown described.

**DESCRIPTION**

FIG. 1 is a front elevational view of a handgrip for food utensil showing my new design, the rear elevational view being a mirror image thereof;

FIG. 2 is a side elevational view thereof, the opposite side elevational view being a mirror image thereof;

FIG. 3 is a top plan view thereof;

FIG. 4 is a bottom view thereof;

FIG. 5 is a front elevational view of an alternate embodiment;

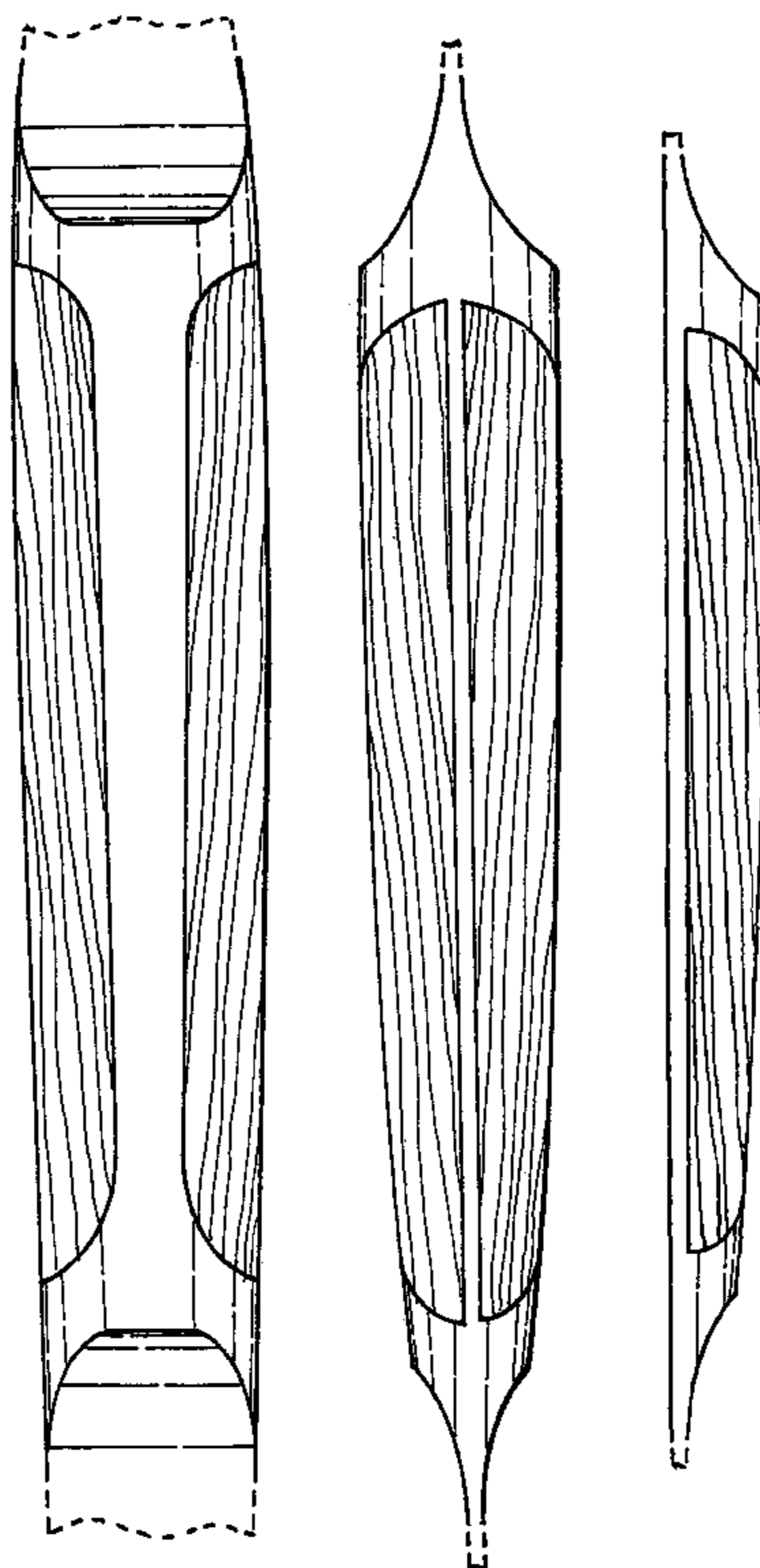
FIG. 6 is a side elevational view of the alternate embodiment the opposite side elevational view being a mirror image thereof;

FIG. 7 is a top plan view of the alternate embodiment; and,

FIG. 8 is a bottom view of the alternate embodiment.

The rear of alternate embodiment shown in FIGS. 5-7 is plain and unornamented. The broken lines are for illustrative purposes only and form no part of the claimed design.

**1 Claim, 2 Drawing Sheets**



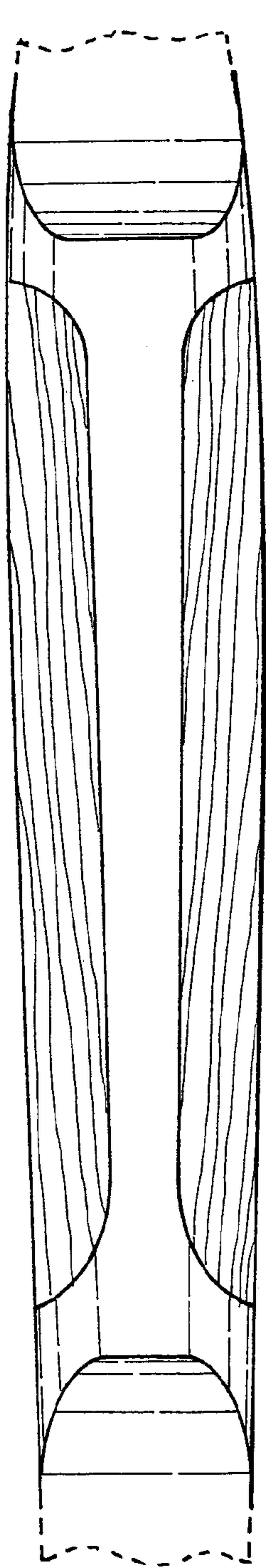


FIG. 1

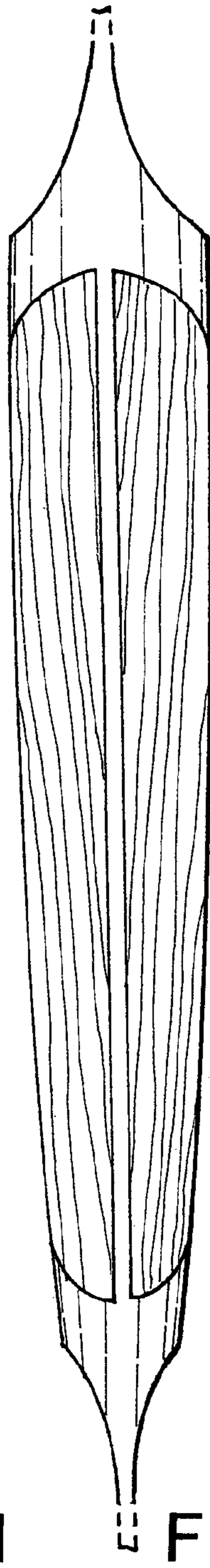


FIG. 2

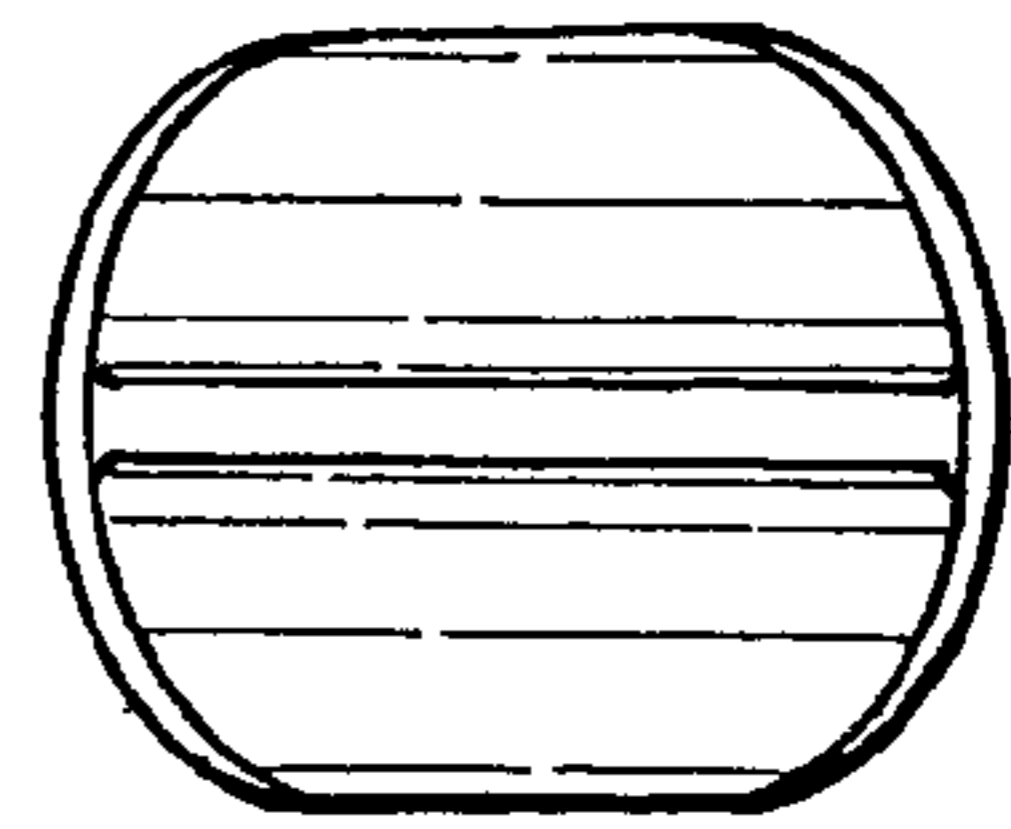


FIG. 3

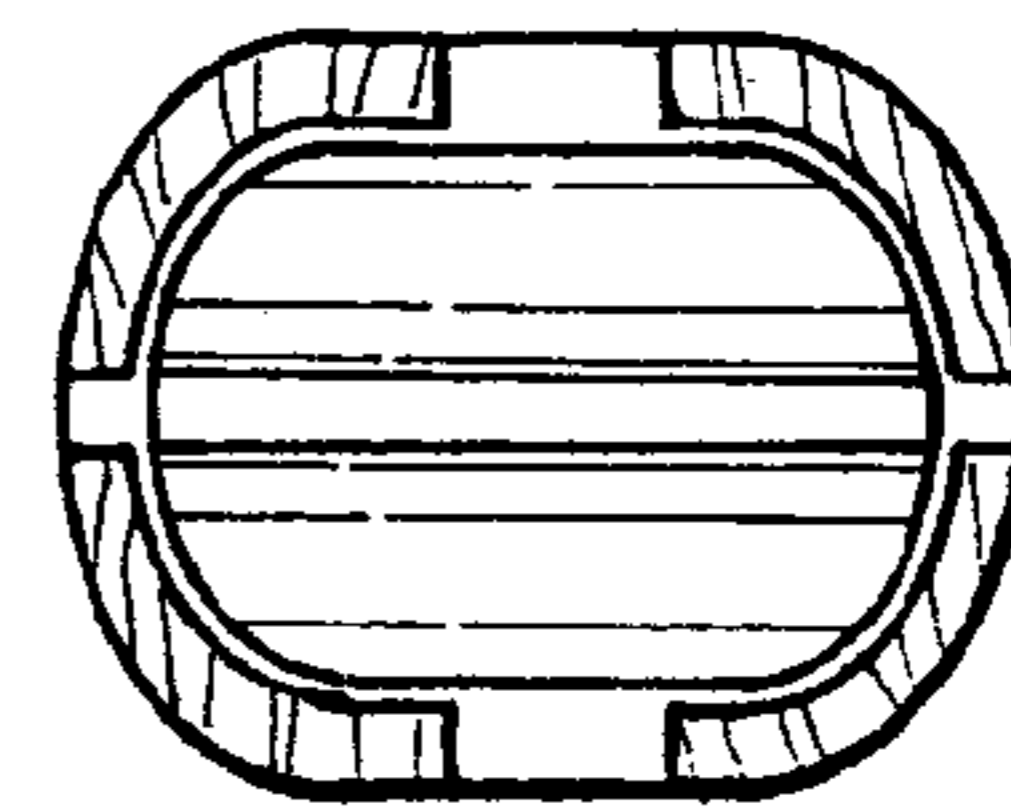


FIG. 4




FIG. 5



FIG. 6

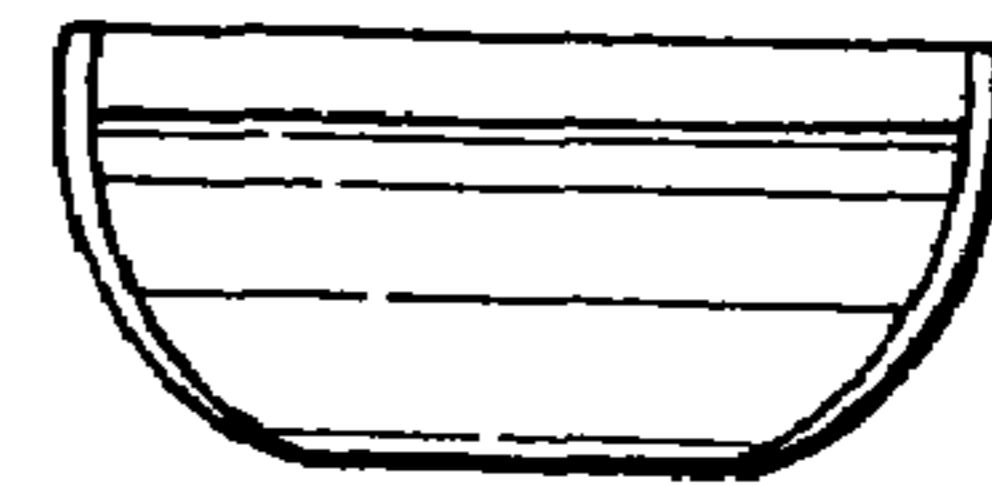


FIG. 7

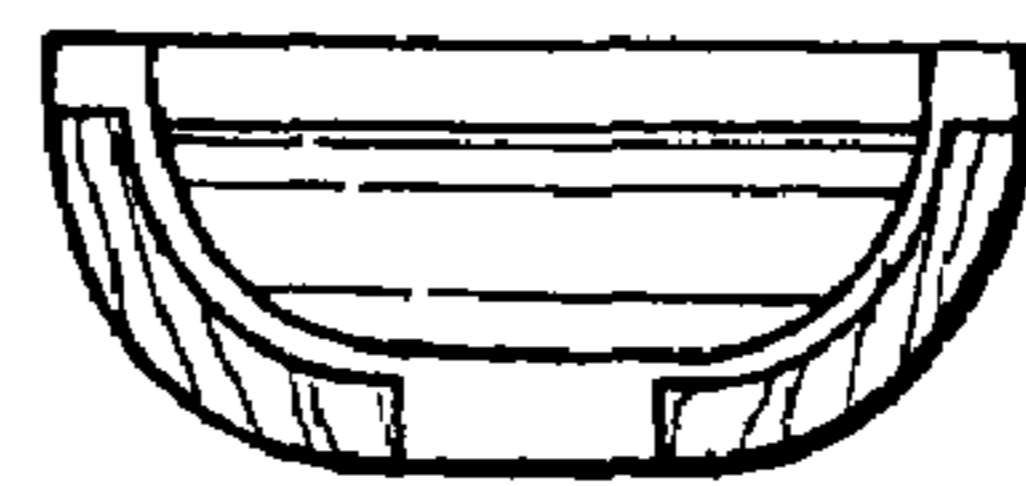


FIG. 8