



US00D550497S

(12) **United States Design Patent** (10) **Patent No.:** **US D550,497 S**
Argabrite et al. (45) **Date of Patent:** **** Sep. 11, 2007**

(54) **DUAL CUP COFFEE MAKER**

(75) Inventors: **Phillip John Argabrite**, Sagle, ID (US); **William Mark Jensen**, Kirkwood, MO (US)

(73) Assignee: **Courtesy Products, L.L.C.**, St. Louis, MO (US)

(**) Term: **14 Years**

(21) Appl. No.: **29/251,109**

(22) Filed: **Jan. 4, 2006**

(51) **LOC (8) Cl.** **07-01**

(52) **U.S. Cl.** **D7/307; D7/308; D7/311**

(58) **Field of Classification Search** D7/309-311, D7/306-308, 300; 222/129.1, 129.2, 129.3, 222/129.4, 145.5; 99/300, 306, 307, 280, 99/283, 295

See application file for complete search history.

(56) **References Cited**

U.S. PATENT DOCUMENTS

D267,325 S *	12/1982	Zimmerman et al.	D7/309
D300,198 S *	3/1989	Eugster	D7/308
D300,596 S *	4/1989	Eugster	D7/309
D304,407 S *	11/1989	Fossella	D7/308
D320,138 S *	9/1991	Steinkamp	D7/309
5,233,914 A *	8/1993	English	99/282
D343,758 S *	2/1994	Beeren	D7/309
D368,826 S *	4/1996	Storsberg	D7/309
D382,437 S *	8/1997	Amiel	D7/309

D389,694 S *	1/1998	Vinson	D7/308
D408,681 S *	4/1999	Lin	D7/309
D442,012 S *	5/2001	Haring et al.	D7/309
D454,023 S *	3/2002	Wang	D7/309
D481,902 S *	11/2003	O'Connor et al.	D7/309
D502,841 S *	3/2005	Santer	D7/379
D511,066 S *	11/2005	Garner	D7/309
D530,560 S *	10/2006	Lin	D7/309

* cited by examiner

Primary Examiner—M. N. Pandozzi

(74) *Attorney, Agent, or Firm*—Armstrong Teasdale LLP

(57) **CLAIM**

I claim the ornamental design for a dual cup coffee maker, as shown and described.

DESCRIPTION

FIG. 1 is a front perspective view of a dual cup coffee maker. FIG. 2 is rear perspective view of the dual cup coffee maker of FIG. 1.

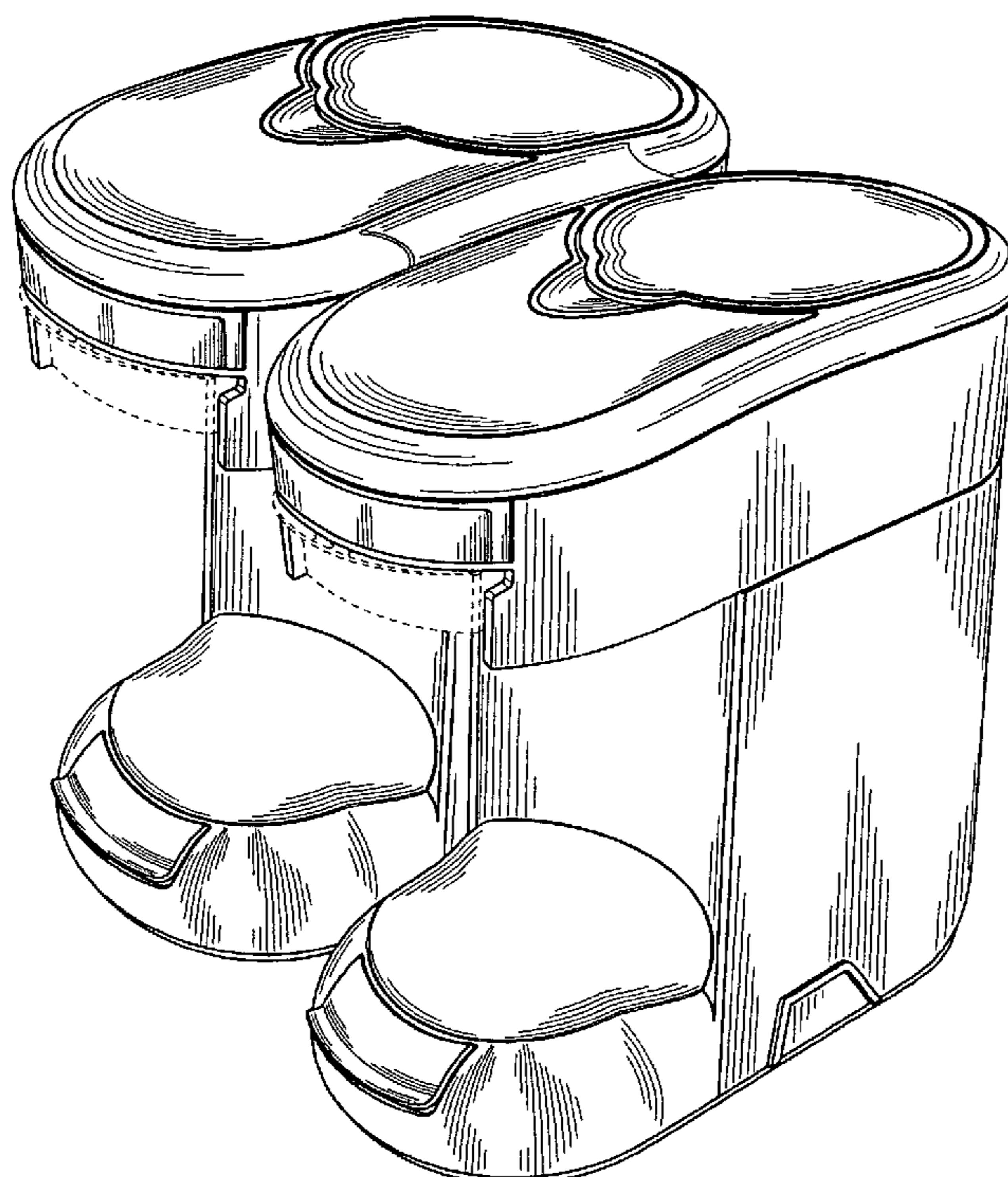
FIG. 3 is a left side view of the dual cup coffee maker of FIG. 1.

FIG. 4 is a right side view of the dual cup coffee maker of FIG. 1; and,

FIG. 5 is a top view of the dual cup coffee maker of FIG. 1.

The broken lines in the drawings are included for the purpose of illustration and form no part of the claimed design.

1 Claim, 5 Drawing Sheets






FIG. 1

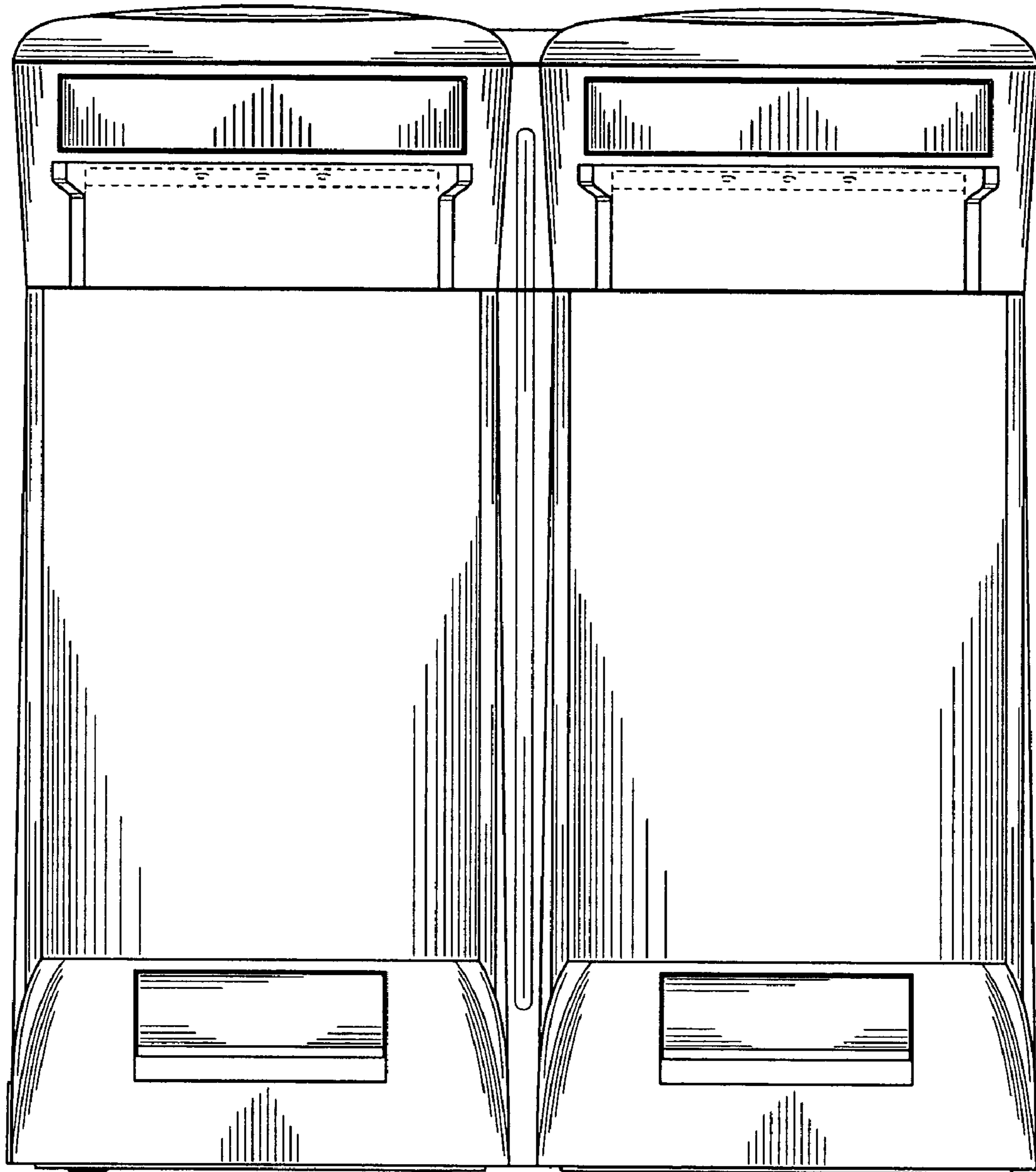


FIG. 2

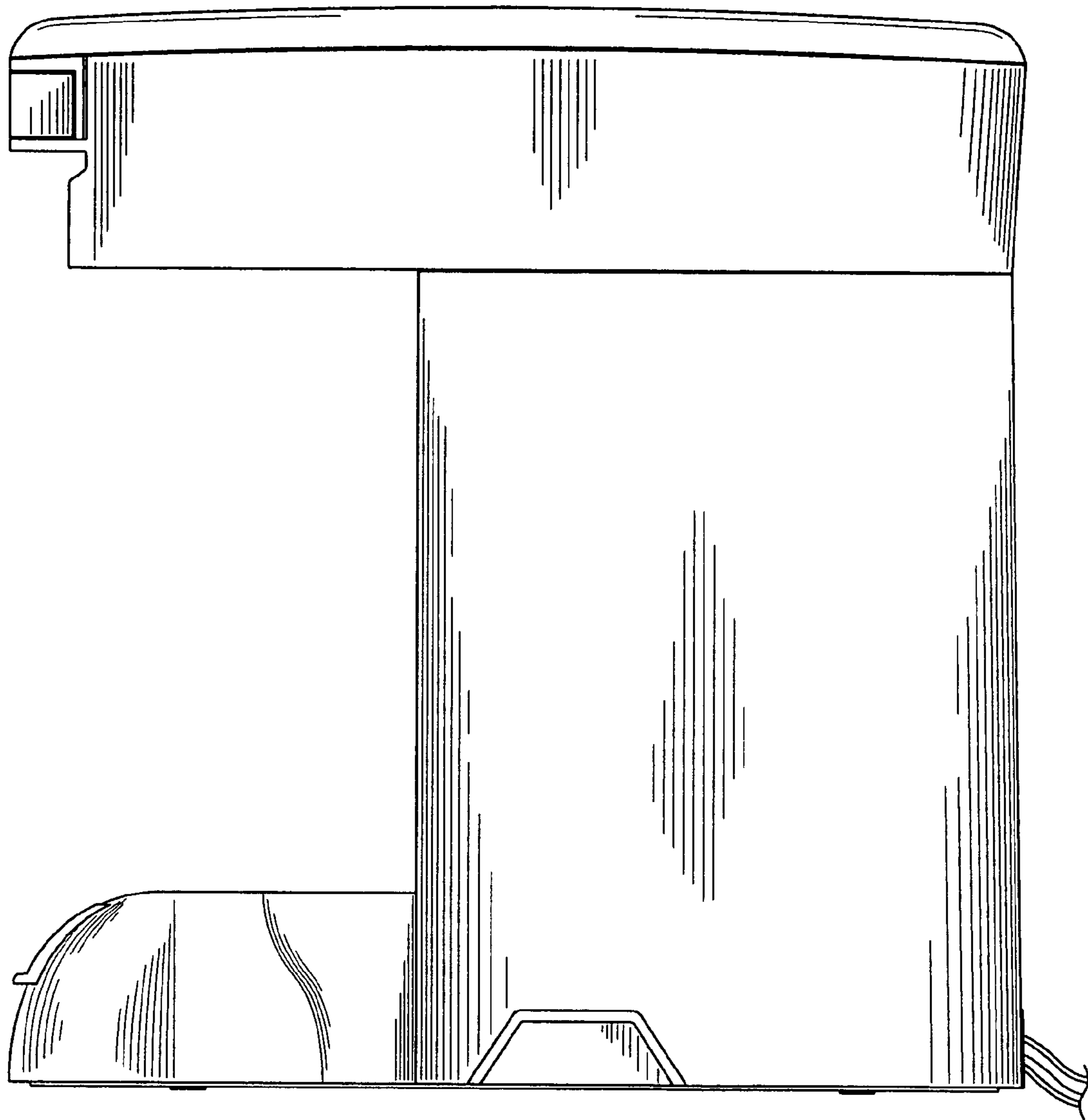


FIG. 3

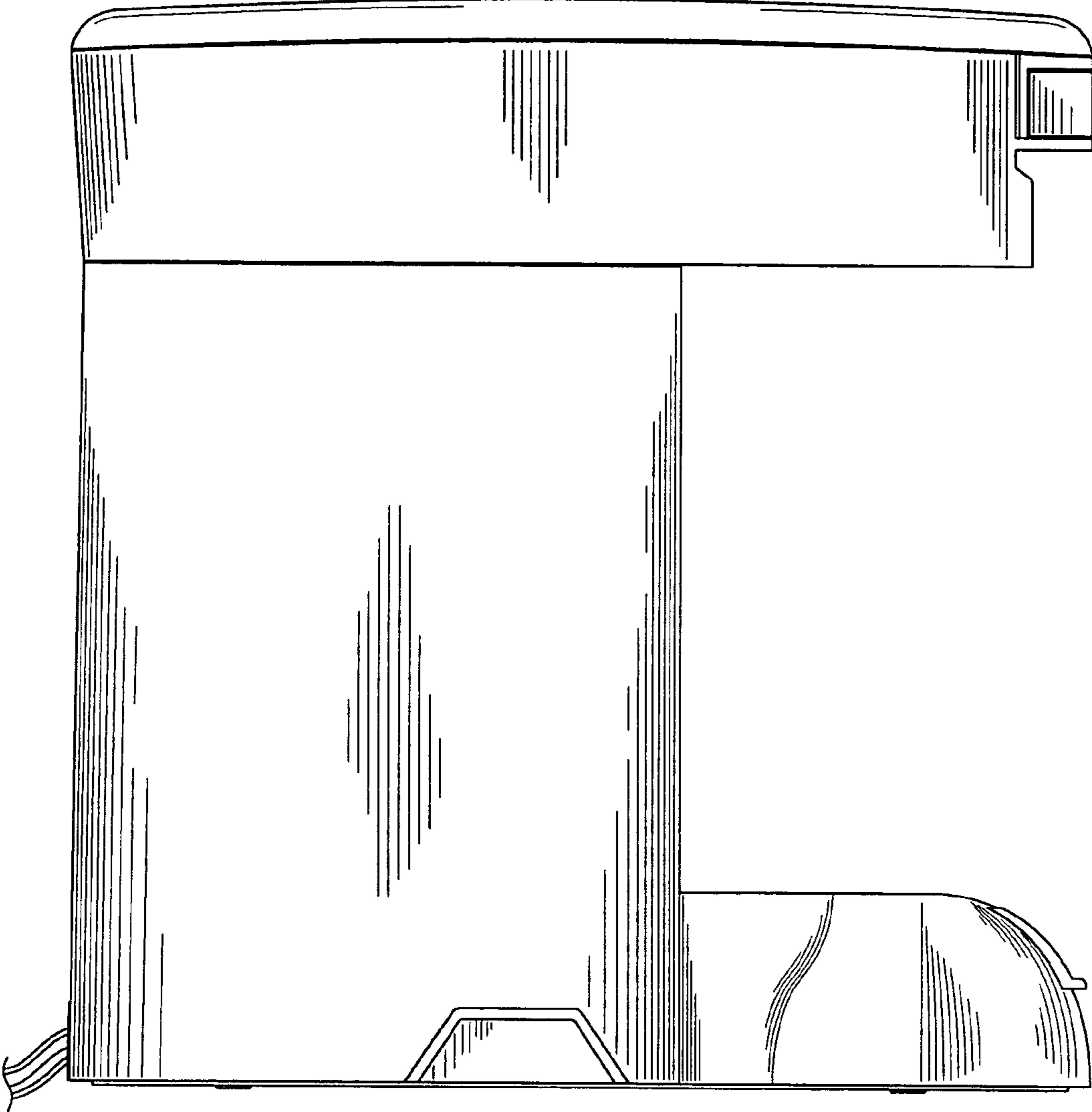


FIG. 4

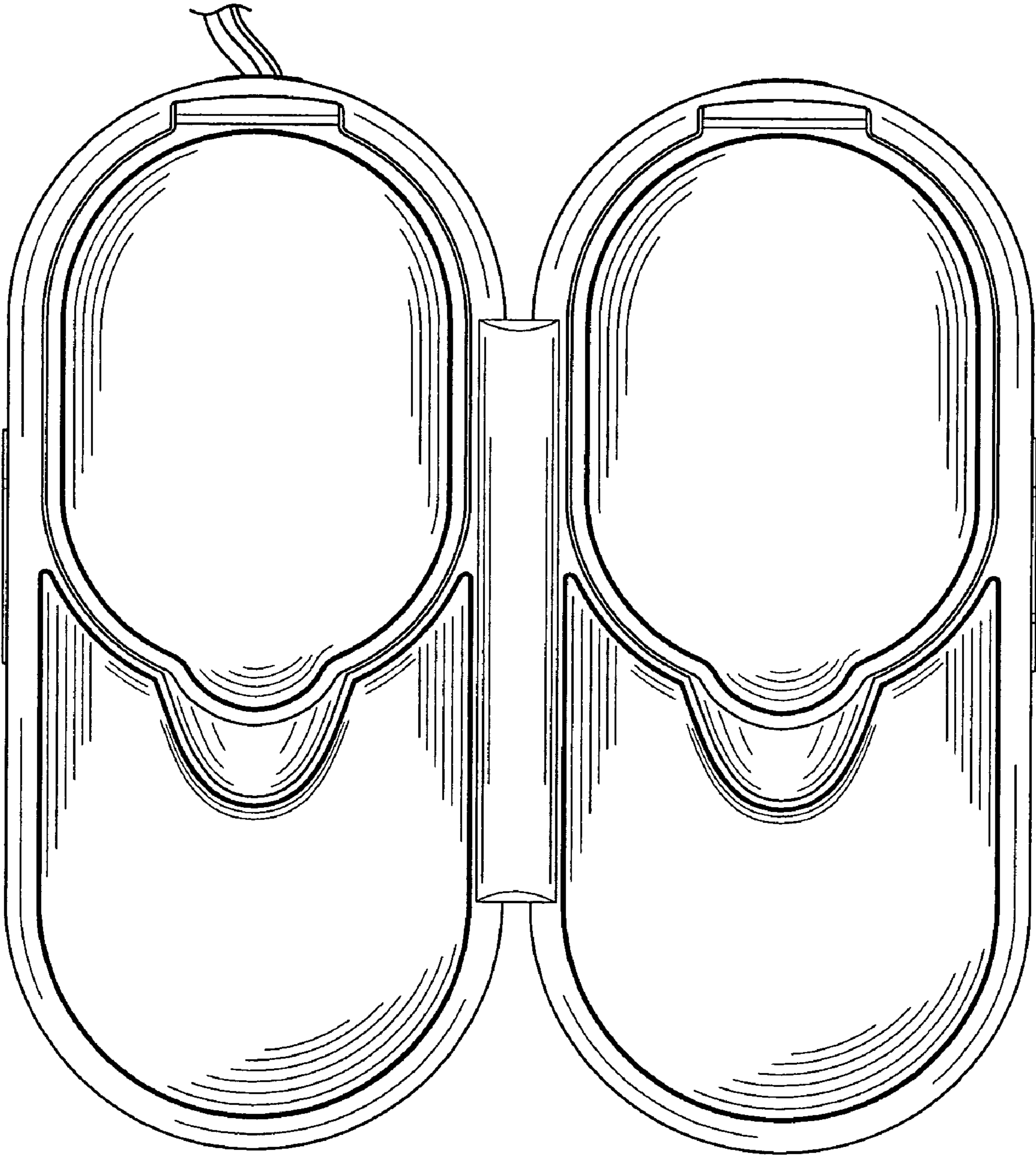


FIG. 5