



US00D550480S

(12) **United States Design Patent** (10) **Patent No.:** **US D550,480 S**
Shoui et al. (45) **Date of Patent:** **** Sep. 11, 2007**

(54) **CABINET FOR DISPLAYING GOODS**

D341,276 S * 11/1993 Jones D6/457
D381,433 S * 7/1997 Priestley et al. D25/16
D417,093 S * 11/1999 Fan D6/470
D423,252 S * 4/2000 Miranda D6/459
D429,091 S * 8/2000 Chen D6/461
D473,075 S * 4/2003 Malle D6/472

(75) Inventors: **Naoaki Shoui**, Tokyo (JP); **Yoshiko Nakamura**, Tokyo (JP)

(73) Assignee: **Sega Corporation**, Tokyo (JP)

(**) Term: **14 Years**

* cited by examiner

(21) Appl. No.: **29/236,221**

Primary Examiner—Caron D. Veynar

Assistant Examiner—Kelley A. Donnelly

(22) Filed: **Aug. 15, 2005**

(74) *Attorney, Agent, or Firm*—Dickstein Shapiro LLP

(30) **Foreign Application Priority Data**

(57) **CLAIM**

Feb. 16, 2005 (JP) 2005-004195

The ornamental design for the cabinet for displaying goods, as shown and described.

(51) **LOC (8) Cl.** **06-01**

(52) **U.S. Cl.** **D6/472**

(58) **Field of Classification Search** 108/94,
108/59, 91-92; 211/58, 70, 78, 85.4, 70.3,
211/85.2, 85.1; 312/116, 128; D6/436, 455,
D6/457-458, 461, 470, 472

DESCRIPTION

See application file for complete search history.

FIG. 1 is a front, top and right side perspective view of a cabinet for displaying goods showing my new design;

FIG. 2 is a front elevational view thereof;

FIG. 3 is a rear elevational view thereof;

FIG. 4 is a top plan view thereof;

FIG. 5 is a bottom plan view thereof;

FIG. 6 is a right side elevational view thereof; and,

FIG. 7 is a left side elevational view thereof.

The broken lines shown in FIGS. 1, 2, 3, 6, and 7 are for illustrative purposes only and form no part of the claimed design.

(56) **References Cited**

U.S. PATENT DOCUMENTS

2,292,499 A * 8/1942 Walsh 220/527
D213,096 S * 1/1969 James D25/16
D244,981 S * 7/1977 Austin D6/464
D258,555 S * 3/1981 Rosenthal D6/461
D294,208 S * 2/1988 Noyes et al. D6/457
D328,205 S * 7/1992 Callon D6/459
D335,049 S * 4/1993 Callon D6/472
D337,671 S * 7/1993 Rushing D6/455

1 Claim, 2 Drawing Sheets

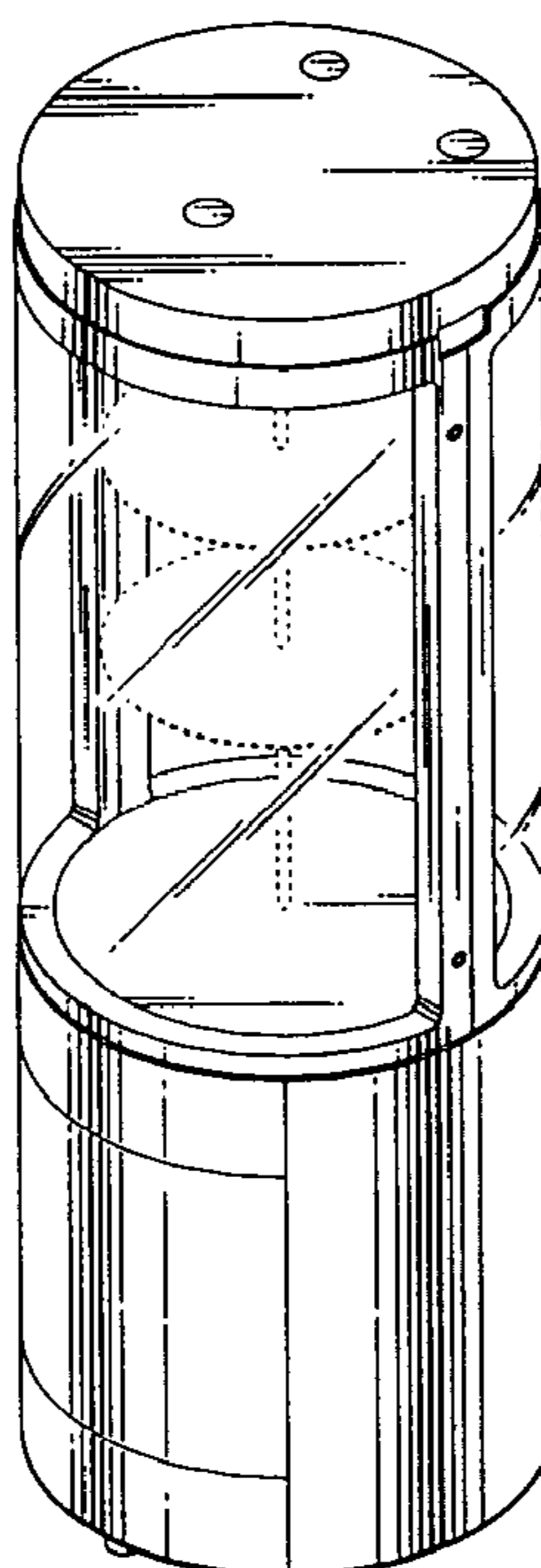


FIG.1

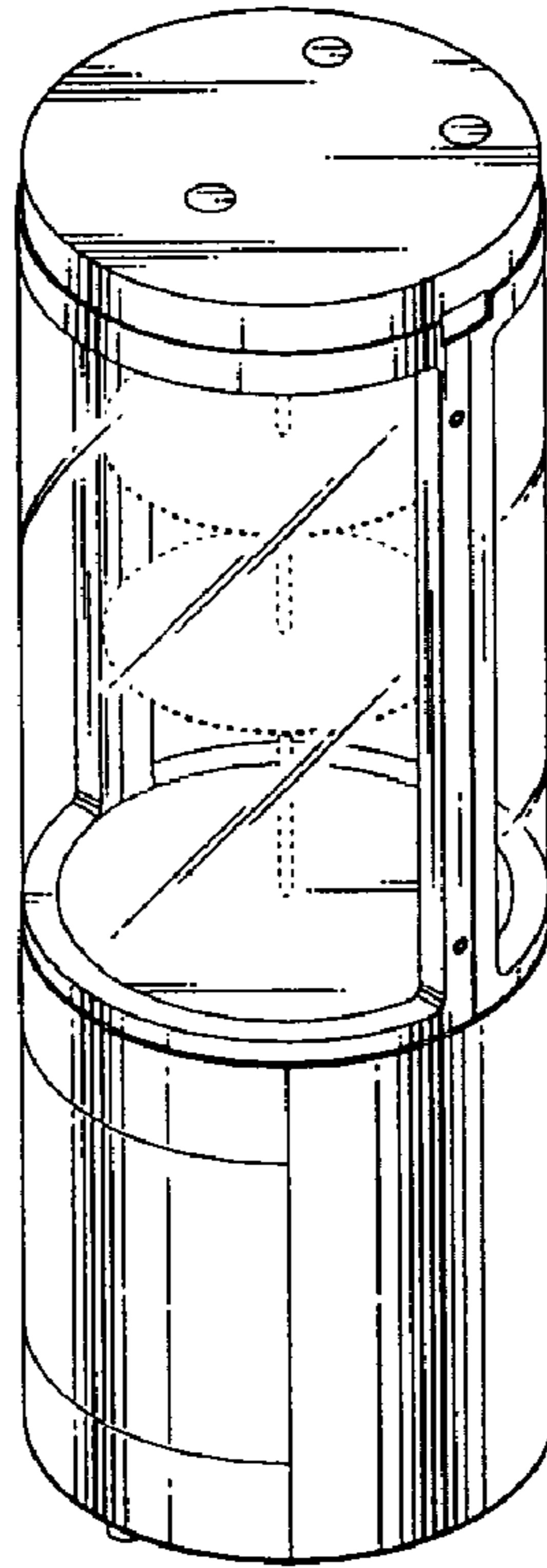


FIG.2

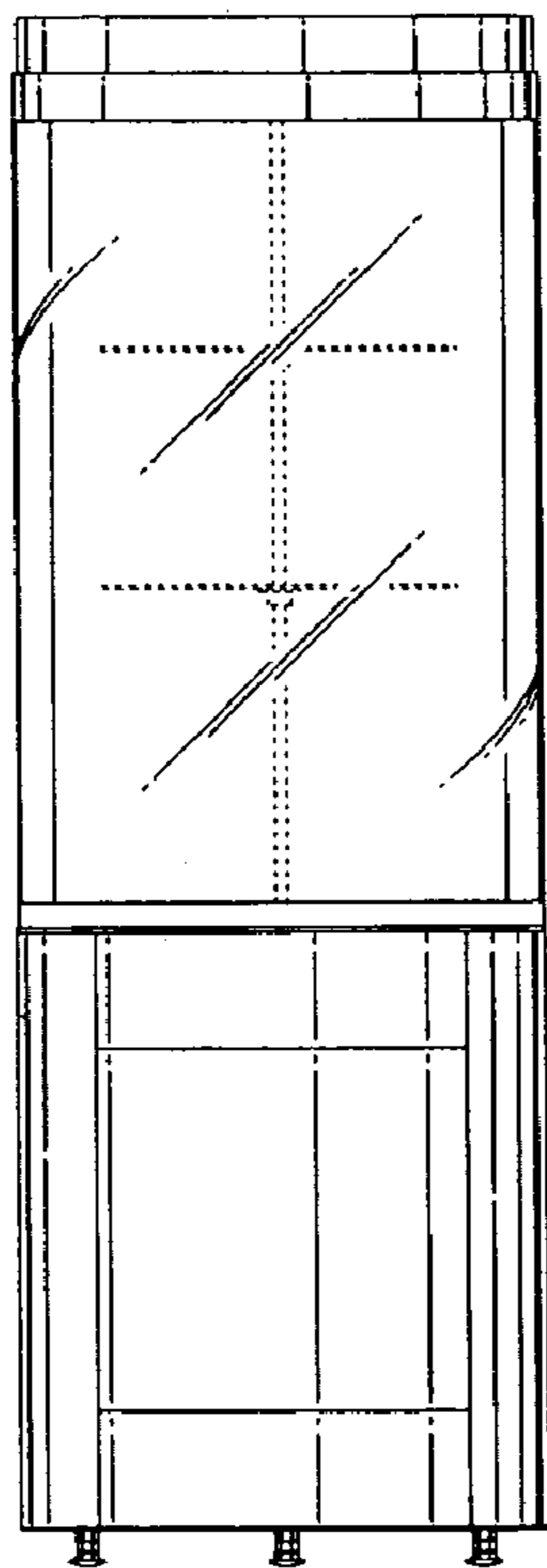


FIG.3

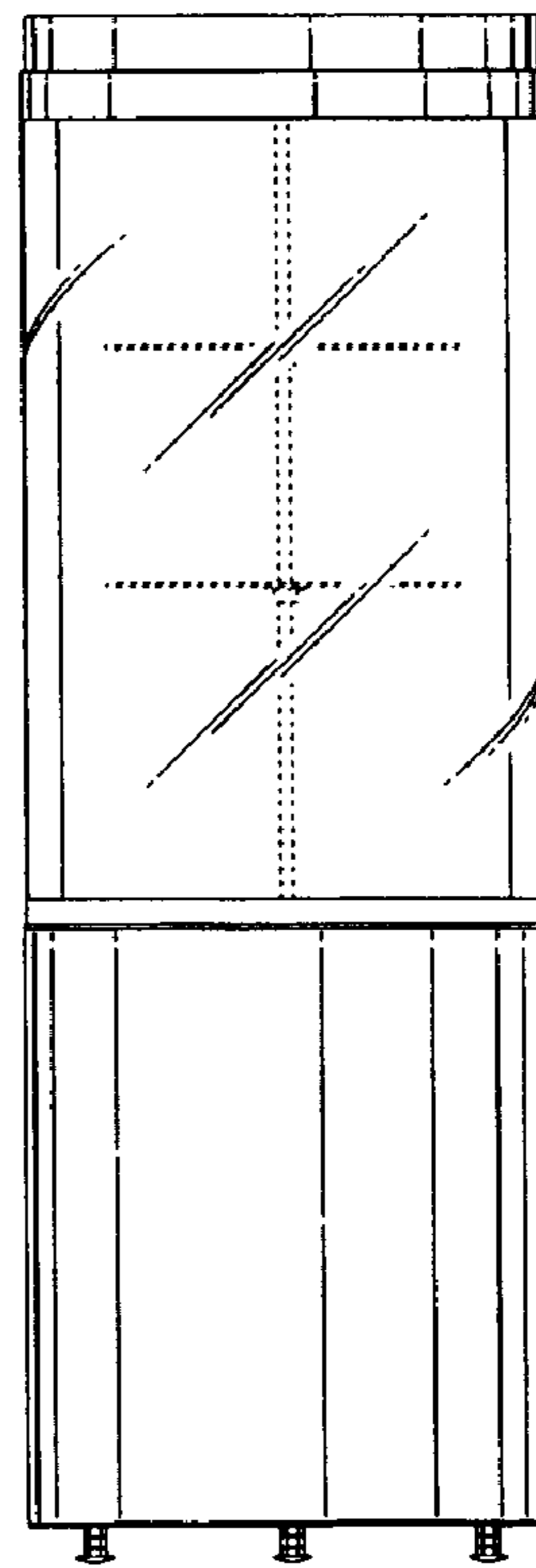


FIG.4

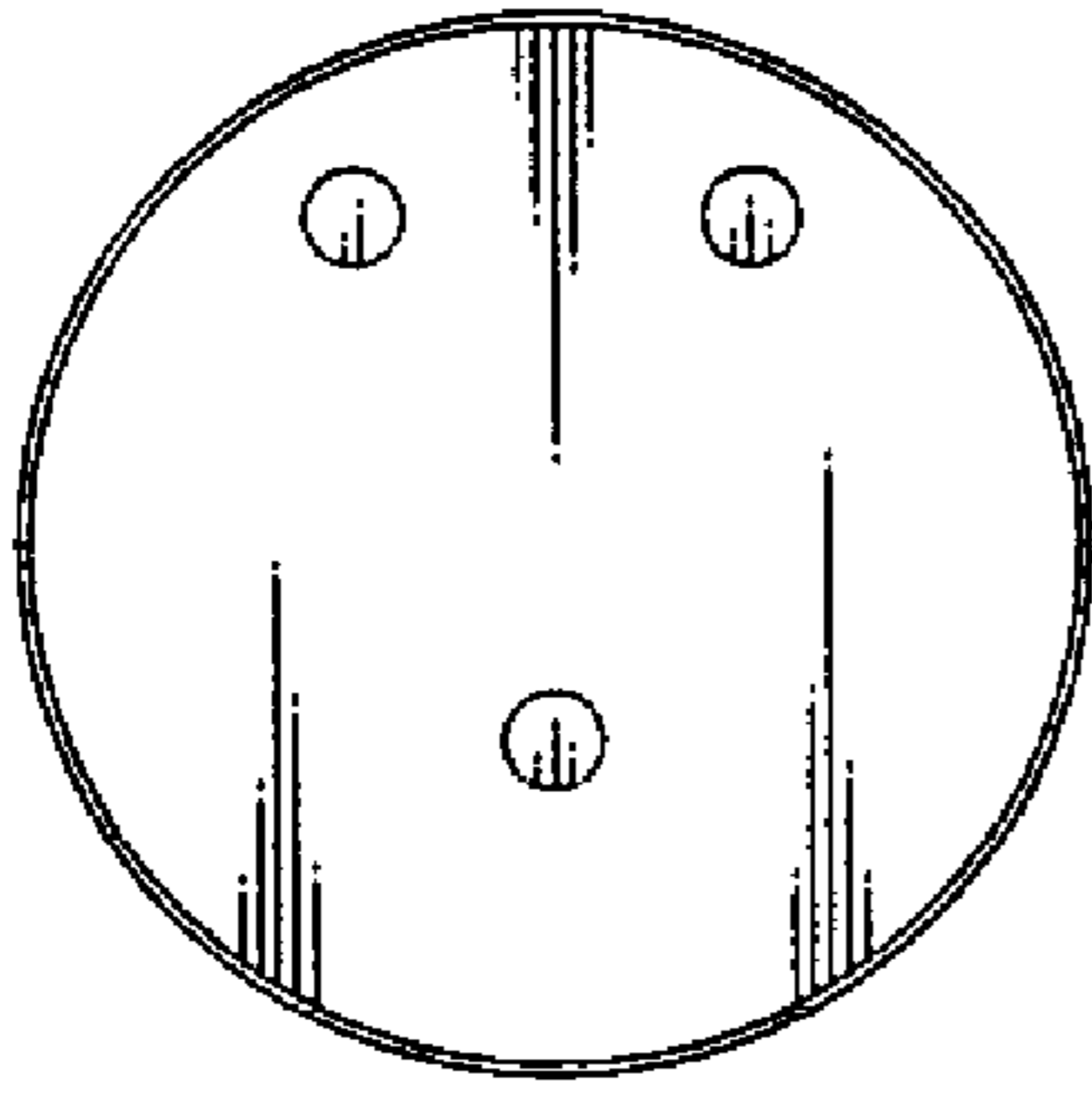


FIG.5

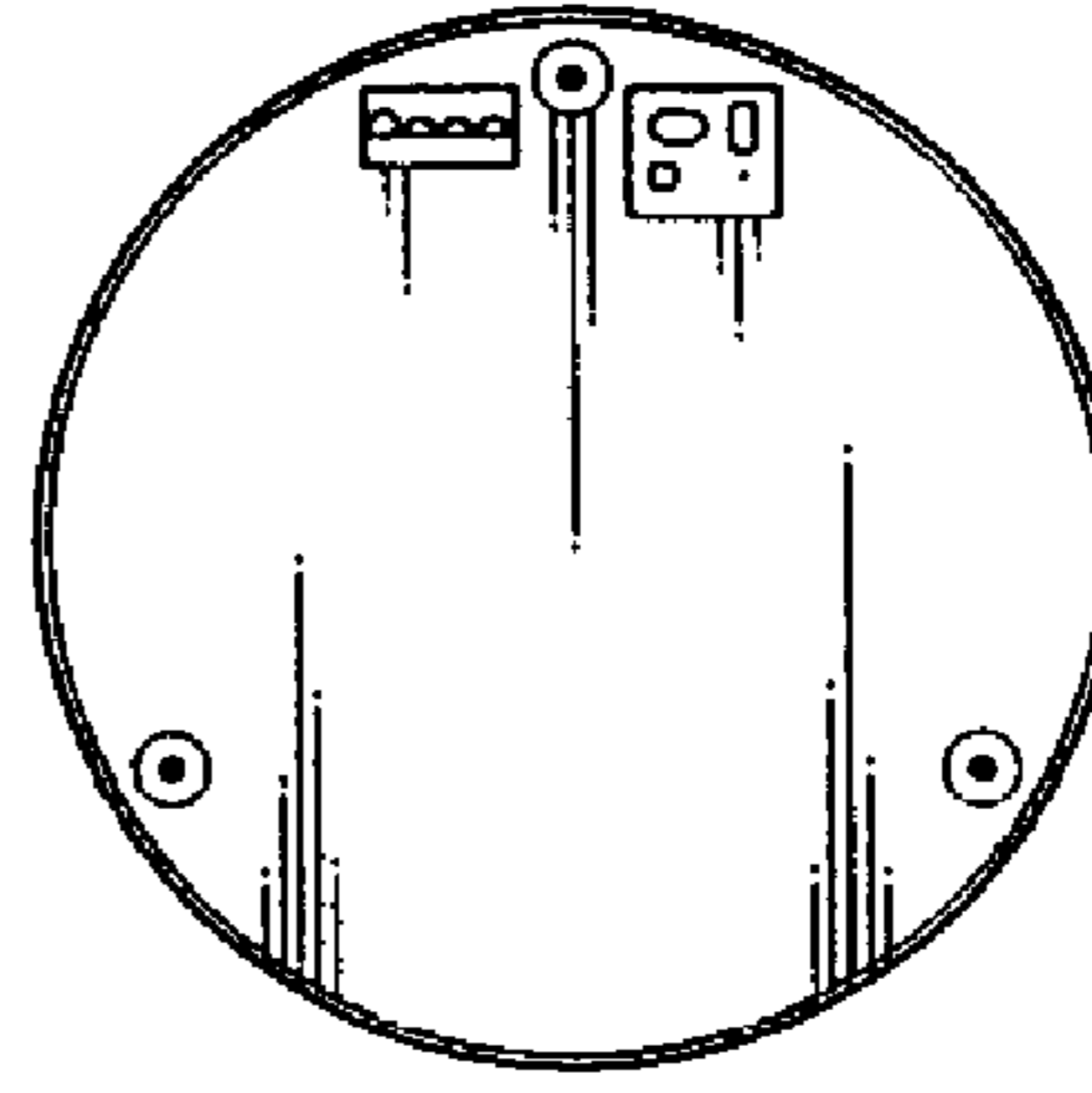


FIG.6

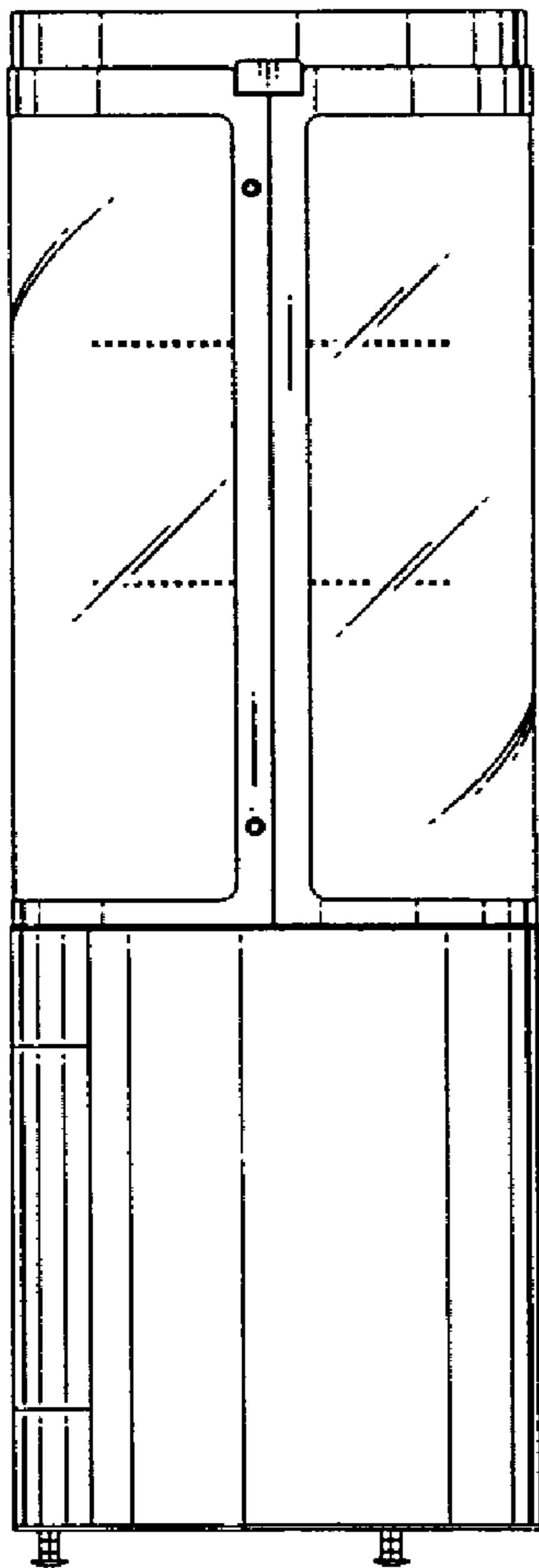


FIG.7

