



US00D550469S

(12) **United States Design Patent** (10) **Patent No.:** **US D550,469 S**
White, III et al. (45) **Date of Patent:** **** Sep. 11, 2007**

(54) **CHAIR**

(75) Inventors: **William Bew White, III**, Birmingham, AL (US); **Robert Earl Taunton**, Sterrett, AL (US)

(73) Assignee: **Summer Classics, inc**, Montevallo, AL (US)

(**) Term: **14 Years**

(21) Appl. No.: **29/262,354**

(22) Filed: **Jul. 3, 2006**

(51) **LOC (8) Cl.** **06-01**

(52) **U.S. Cl.** **D6/369**

(58) **Field of Classification Search** D6/369,
D6/334-336, 370, 374, 376, 379, 380, 500-502;
297/445.1, 445.9, 452.64, 452.63, 446.1,
297/DIG. 2

See application file for complete search history.

(56) **References Cited**

U.S. PATENT DOCUMENTS

D342,391 S	*	12/1993	Caldwell	D6/376
D419,320 S	*	1/2000	Gaylord et al.	D6/369
D422,425 S	*	4/2000	Tseng	D6/376
D449,175 S	*	10/2001	Lin	D6/369
D522,267 S	*	6/2006	Bell	D6/376

* cited by examiner

Primary Examiner—Caron D. Veynar

Assistant Examiner—Abraham Bahta

(74) *Attorney, Agent, or Firm*—Cusick I.P. Law Firm; Richard A. Cusick

(57) **CLAIM**

The ornamental design for a chair, as shown and described.

DESCRIPTION

FIG. 1 is a perspective view of my new design;

FIG. 2 is a front elevational view;

FIG. 3 is a rear elevational view;

FIG. 4 is a left side elevational view, the opposite of which is a mirror image thereof;

FIG. 5 is a top plan view;

FIG. 6 is an enlarged fragmentary view taken within the circle 6 in FIG. 2;

FIG. 7 is an enlarged fragmentary view taken between lines 7-7 in FIG. 2;

FIG. 8 is an enlarged fragmentary view taken between lines 8-8 in FIG. 2;

FIG. 9 is an enlarged fragmentary view taken within the circle 9 in FIG. 2; and,

FIG. 10 is an enlarged fragmentary view taken between lines 10-10 in FIG. 2.

1 Claim, 7 Drawing Sheets





FIG. 1

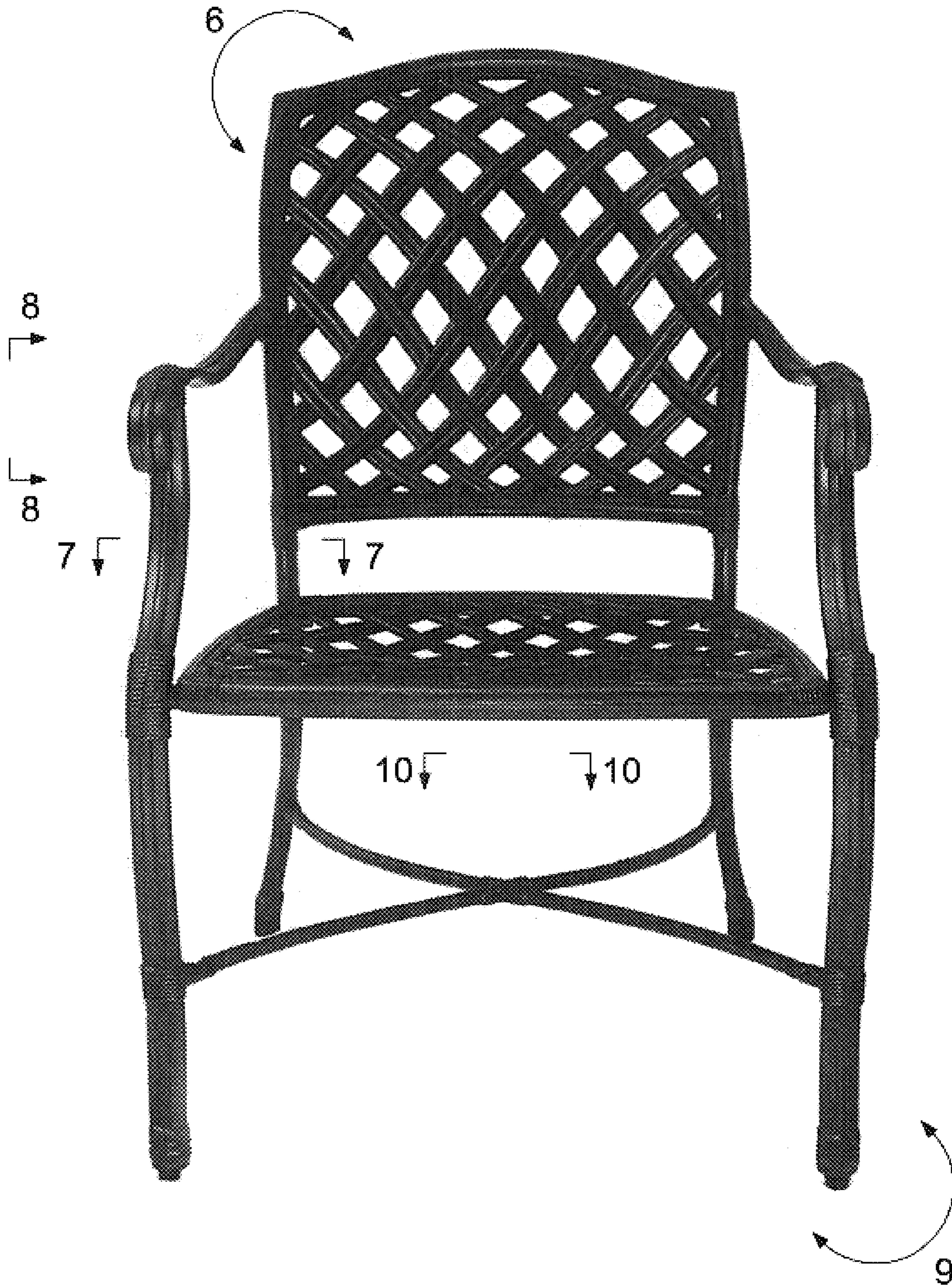


FIG. 2



FIG. 3



FIG. 4



FIG. 5




FIG. 6




FIG. 7




FIG. 8




FIG. 9




FIG. 10