



US00D550462S

(12) **United States Design Patent**
Miranda

(10) **Patent No.:** **US D550,462 S**

(45) **Date of Patent:** **** Sep. 11, 2007**

(54) **MIRROR FRAME**

D408,155 S * 4/1999 Warshawsky D6/309
D463,675 S * 10/2002 Risdon D6/309

(76) Inventor: **Pasquale Miranda**, 63-2nd St., Garden
City, NY (US) 11530

* cited by examiner

(**) Term: **14 Years**

Primary Examiner—Caron D. Veynar
Assistant Examiner—Sydney R. Buffalow

(21) Appl. No.: **29/270,381**

(57) **CLAIM**

(22) Filed: **Dec. 21, 2006**

The ornamental design for a mirror frame, as shown and described.

(51) **LOC (8) Cl.** **06-07**

(52) **U.S. Cl.** **D6/309**

(58) **Field of Classification Search** D6/300–314,
D6/568, 444, 428; 40/700, 711, 722, 734,
40/738, 745, 747, 765, 790, 798, 774, 776;
D19/26; D23/366

DESCRIPTION

See application file for complete search history.

FIG. 1 is a front elevational view for mirror frame showing my new design, the rear elevational view being a mirror image;

FIG. 2 is a side elevational view thereof; and,

FIG. 3 is a top plan view thereof.


The broken line showing of environmental structures in FIGS. 1–3 is for illustrative purposes only and forms no part of the claimed design.

(56) **References Cited**

U.S. PATENT DOCUMENTS

779,366	A *	1/1905	Kelsea	40/757
1,415,654	A *	5/1922	Koppersmith	40/700
D333,388	S *	2/1993	Holson	D6/309
D407,905	S *	4/1999	Warshawsky	D6/309

1 Claim, 3 Drawing Sheets






FIG. 1



FIG. 2

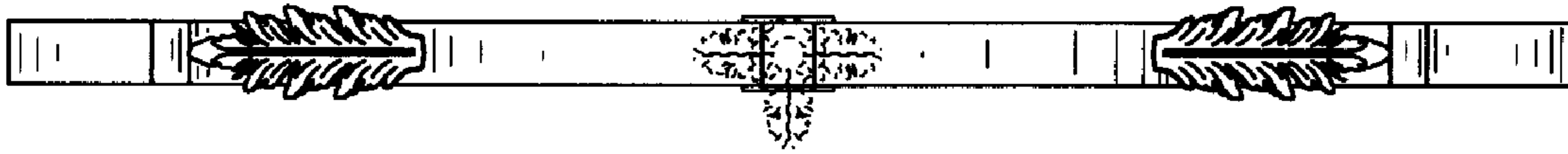


FIG. 3