



US00D550461S

(12) **United States Design Patent**
Siegel

(10) **Patent No.:** **US D550,461 S**

(45) **Date of Patent:** **** Sep. 11, 2007**

(54) **ADJUSTABLE FRAME FOR DISPLAYING MULTIPLE PHOTOGRAPHS**

6,338,215 B1 * 1/2002 Vincent 40/730
7,086,190 B2 * 8/2006 Voluckas 40/617
D529,301 S * 10/2006 Phillips D6/302

(75) Inventor: **Lee M. Siegel**, San Diego, CA (US)

* cited by examiner

(73) Assignee: **CRI2000, L.P.**, San Diego, CA (US)

Primary Examiner—Caron D. Veynar

Assistant Examiner—Sydney R. Buffalow

(**) Term: **14 Years**

(74) *Attorney, Agent, or Firm*—Norman E. Lehrer

(21) Appl. No.: **29/270,587**

(57) **CLAIM**

(22) Filed: **Dec. 28, 2006**

The ornamental design for an “adjustable frame for displaying multiple photographs”, as shown and described.

(51) **LOC (8) Cl.** **06-04**

(52) **U.S. Cl.** **D6/301**

(58) **Field of Classification Search** D6/300–314;
D12/187; 40/617, 124, 604, 730

See application file for complete search history.

DESCRIPTION

FIG. 1 is a front perspective view of an “adjustable frame for displaying multiple photographs” showing my new design;

FIG. 2 is a top plan view thereof;

FIG. 3 is a bottom plan view thereof;

FIG. 4 is a left side elevational view thereof;

FIG. 5 is a right side elevational view thereof;

FIG. 6 is a rear elevational view thereof; and,

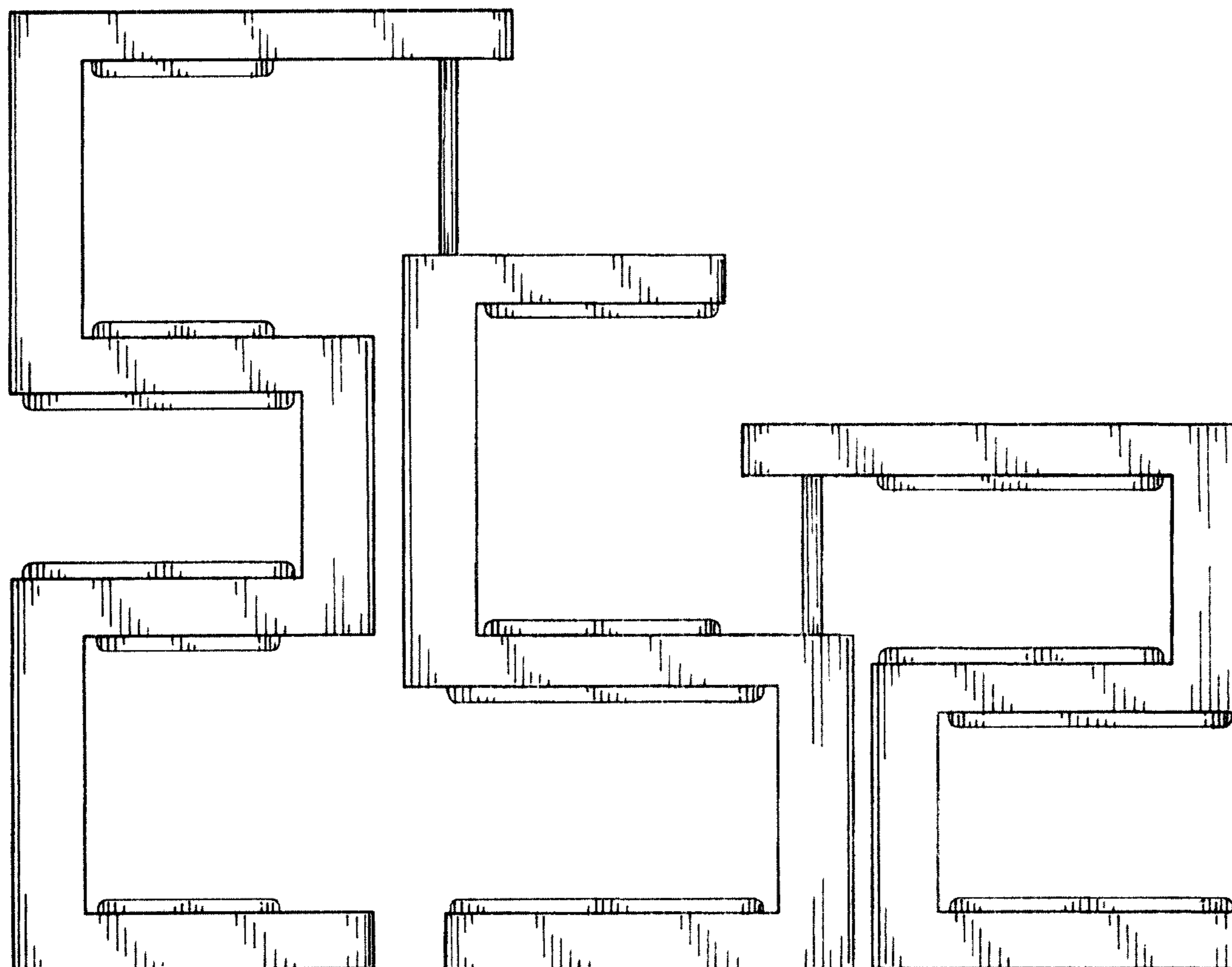
FIG. 7 is a perspective view showing the manner in which the invention may be used.

(56) **References Cited**

U.S. PATENT DOCUMENTS

3,722,122 A * 3/1973 Sesto 40/730
D231,520 S * 4/1974 Harrison D12/187
D253,986 S * 1/1980 Lyman D6/302
4,567,682 A * 2/1986 Hurxthal 40/617
4,729,182 A * 3/1988 Sherman 40/124
D437,490 S * 2/2001 Vincent D6/302
6,192,611 B1 * 2/2001 Molla 40/604

1 Claim, 3 Drawing Sheets



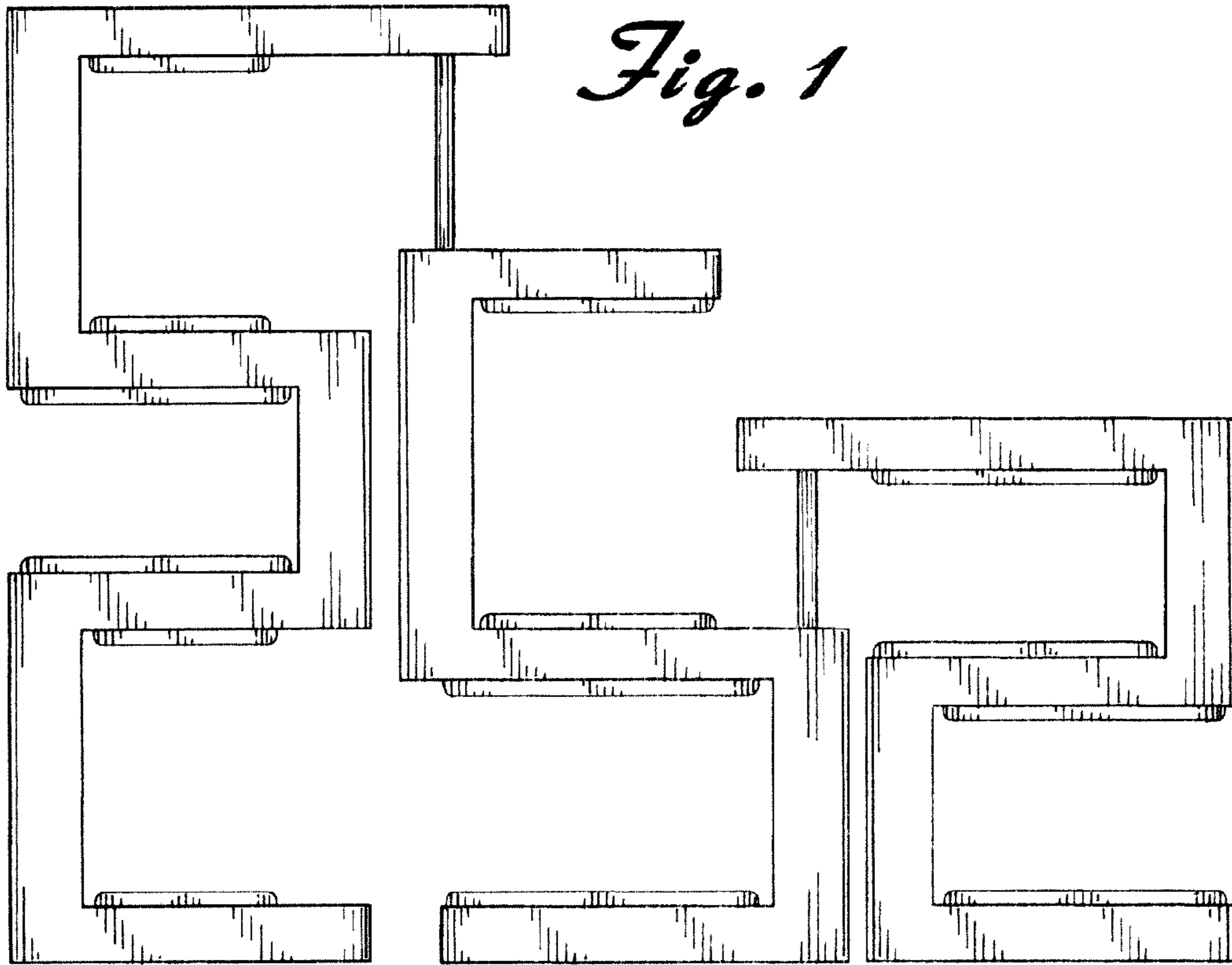


Fig. 2




Fig. 3



Fig. 4




Fig. 5



Fig. 6

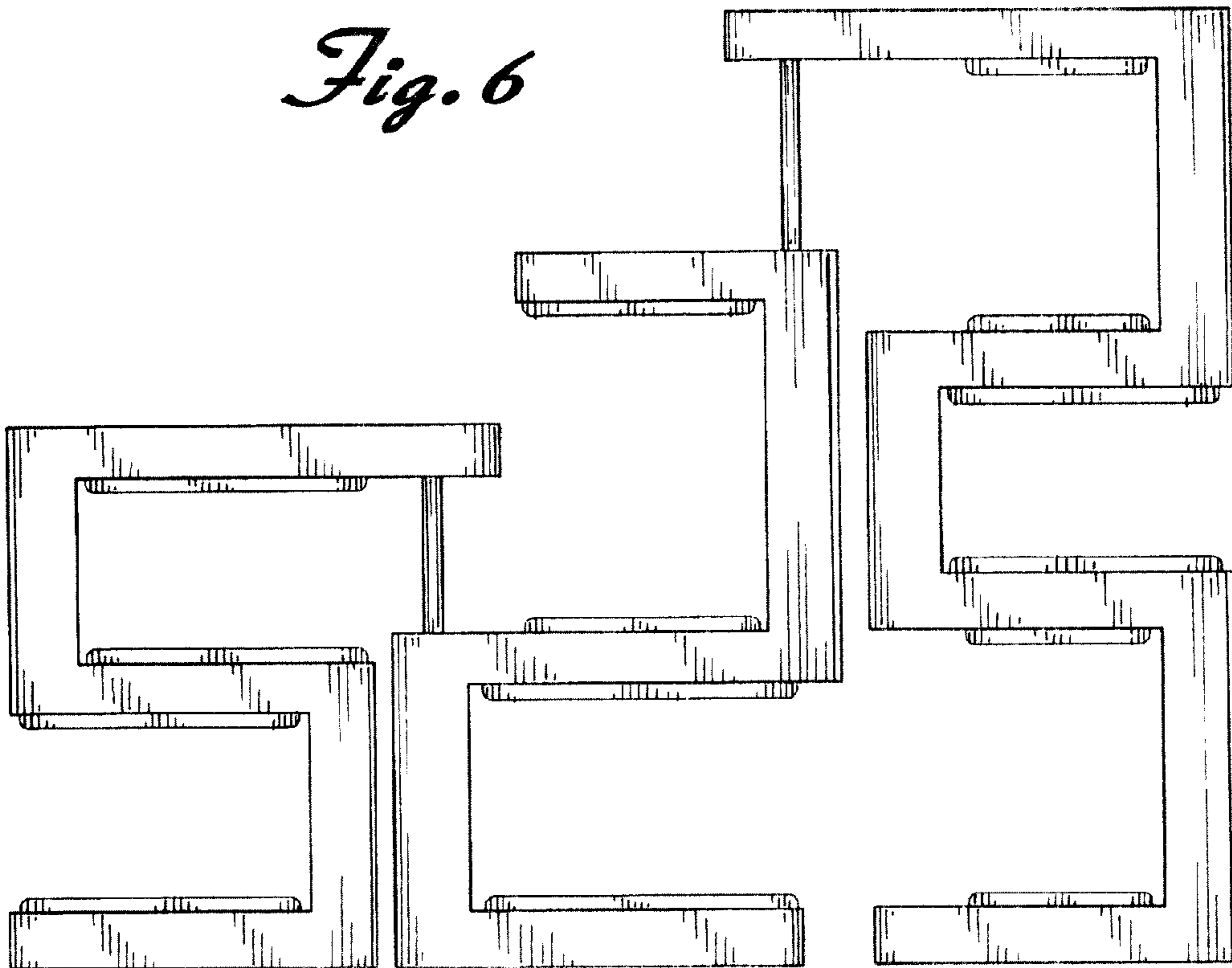


Fig. 7

