



US00D550455S

(12) **United States Design Patent**  
**Barnhart**

(10) **Patent No.:** **US D550,455 S**

(45) **Date of Patent:** **\*\* Sep. 11, 2007**

(54) **SECURE CARD CASE**

(76) Inventor: **Lucille Patille Barnhart**, 7606 Dexter  
Manor, Cordova, TN (US) 38016-8747

(\*\*) Term: **14 Years**

(21) Appl. No.: **29/274,740**

(22) Filed: **May 21, 2007**

(51) **LOC (8) Cl.** ..... **03-01**

(52) **U.S. Cl.** ..... **D3/247**

(58) **Field of Classification Search** ..... D3/56-60,  
D3/201, 247-252, 263; D7/601, 629; D27/139,  
D27/141, 148, 152-161; 431/124, 129, 135,  
431/143, 149, 151, 153, 255, 273, 279  
See application file for complete search history.

(56) **References Cited**

**U.S. PATENT DOCUMENTS**

348,924 A	9/1886	Munson	
1,325,041 A	12/1919	Phelps	
1,359,003 A	11/1920	Thorens	
D143,295 S	12/1945	Fisher	
2,978,889 A	4/1961	Atchley	
3,207,416 A *	9/1965	Koltz et al. ....	229/225
D204,305 S *	4/1966	Engelman .....	D27/160
D245,269 S *	8/1977	Yoshinaga .....	D27/154
D279,507 S	7/1985	Schechter et al.	
D338,336 S *	8/1993	Grant .....	D3/247
D340,575 S *	10/1993	Suwa .....	D6/632
D393,924 S	4/1998	Wright	
D397,502 S *	8/1998	Segawa .....	D27/159
D397,825 S *	9/1998	Segawa .....	D27/159
D429,371 S *	8/2000	Matoba .....	D27/141
6,123,240 A	9/2000	Fowles et al.	
D434,979 S *	12/2000	Liu .....	D9/415
D435,142 S *	12/2000	Lee .....	D27/157

6,155,410 A	12/2000	Davis	
D472,772 S *	4/2003	Noble et al. ....	D7/629
D473,461 S *	4/2003	Joubert .....	D9/423
D484,689 S	1/2004	Hansen et al.	
6,681,972 B1	1/2004	Tapocik	
6,848,207 B1	2/2005	Powell	
D503,037 S *	3/2005	Terronez et al. ....	D3/215
D509,732 S *	9/2005	Staples .....	D9/423
D510,186 S	10/2005	Bell	
D527,255 S *	8/2006	Liebe et al. ....	D9/440
D534,067 S *	12/2006	Tanner .....	D9/420
D539,642 S *	4/2007	Tanner .....	D9/424
D545,186 S *	6/2007	Liebe et al. ....	D9/420

\* cited by examiner

*Primary Examiner*—Ian Simmons  
*Assistant Examiner*—Michelle E Wilson  
(74) *Attorney, Agent, or Firm*—Donald Grant Kelly

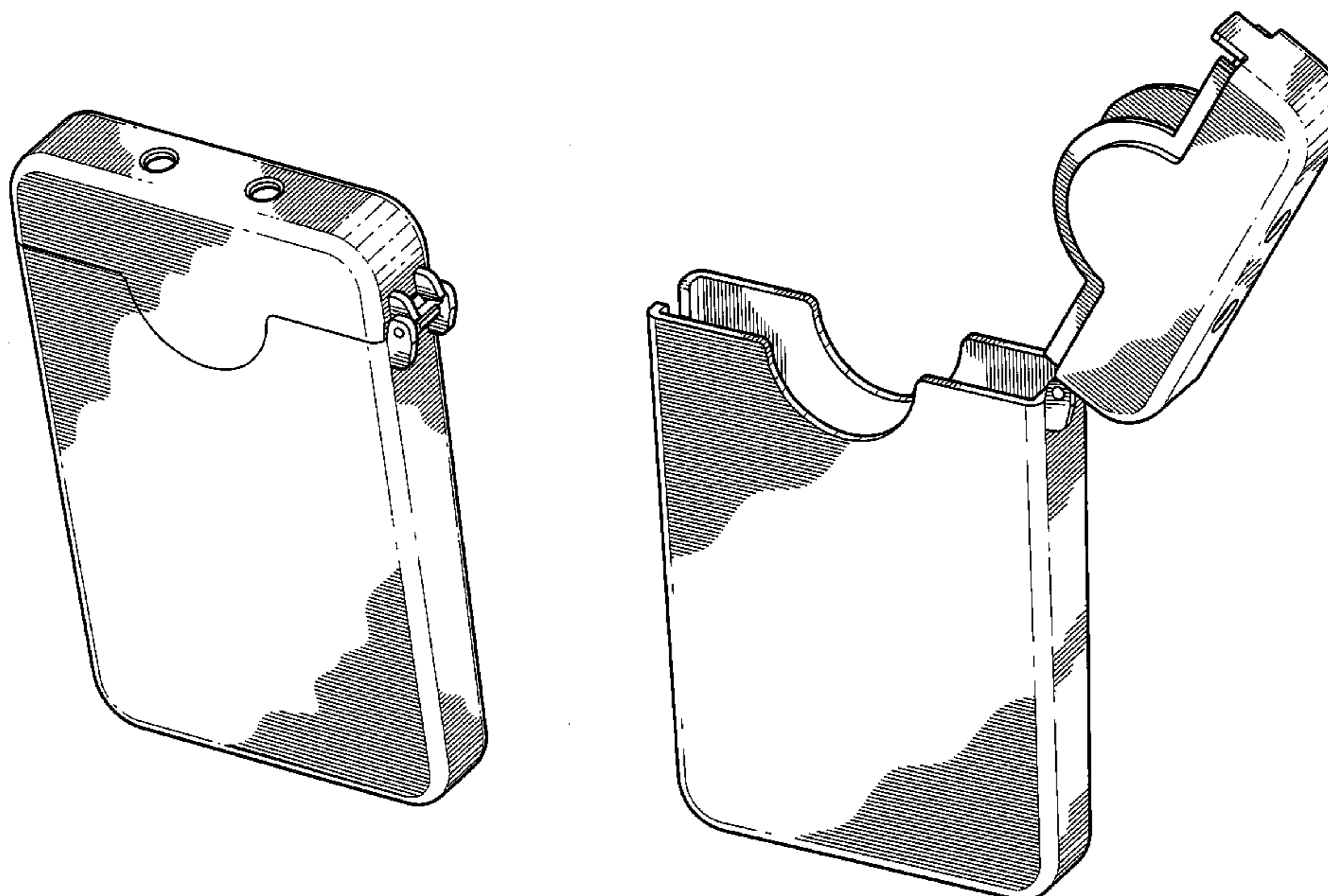
(57) **CLAIM**

The ornamental design for secure card case, as shown and described.

**DESCRIPTION**

FIG. 1 is a front, top and side perspective view of a secure card case, showing my new design;  
FIG. 2 is a front elevation view thereof;  
FIG. 3 is a first side elevation view thereof;  
FIG. 4 is a second side elevation view thereof;  
FIG. 5 is a bottom plan view thereof;  
FIG. 6 is a top plan view thereof; and,  
FIG. 7 is a front, top and side perspective view thereof, showing lid raised.

**1 Claim, 5 Drawing Sheets**






FIG. 1

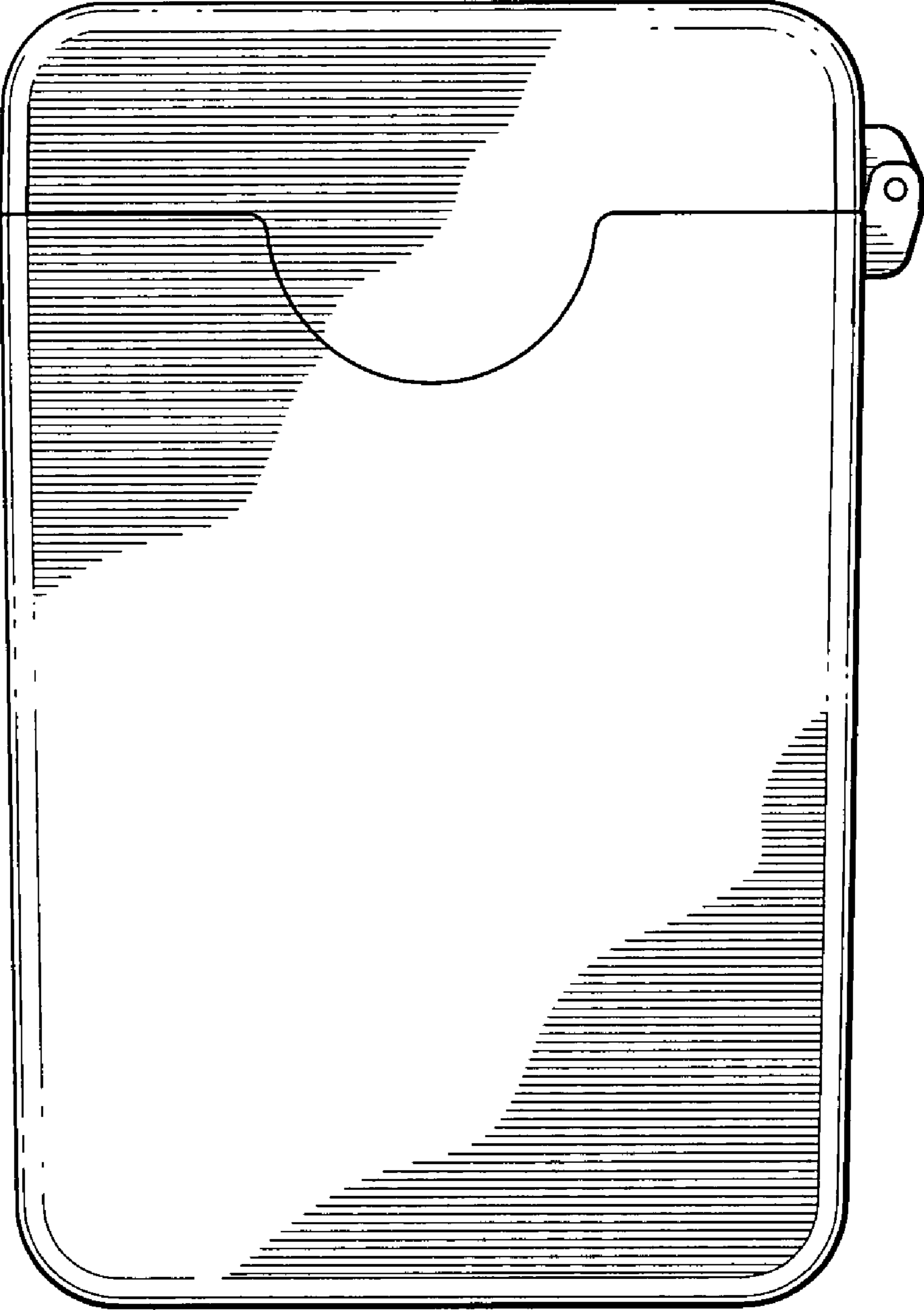


FIG. 2




FIG. 3




FIG. 4

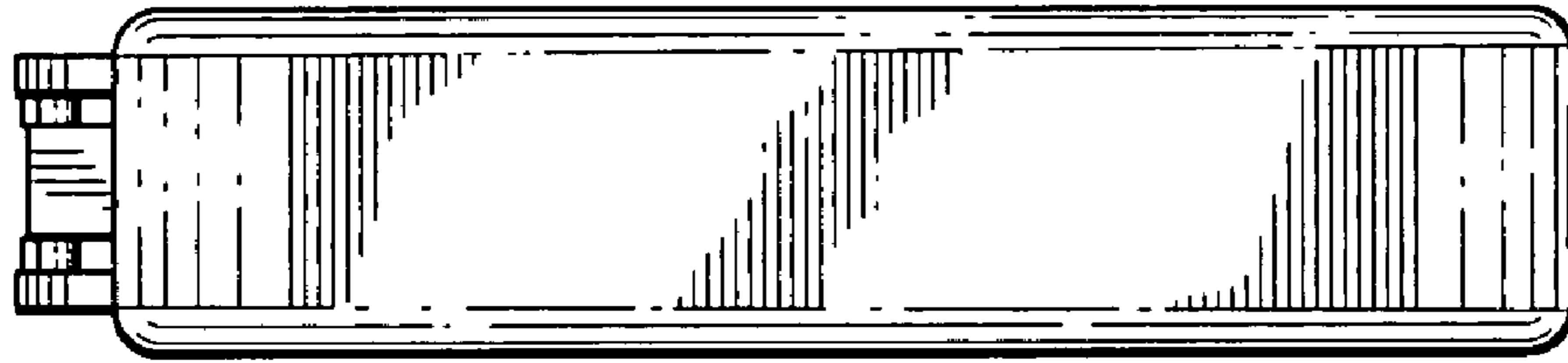


FIG. 5

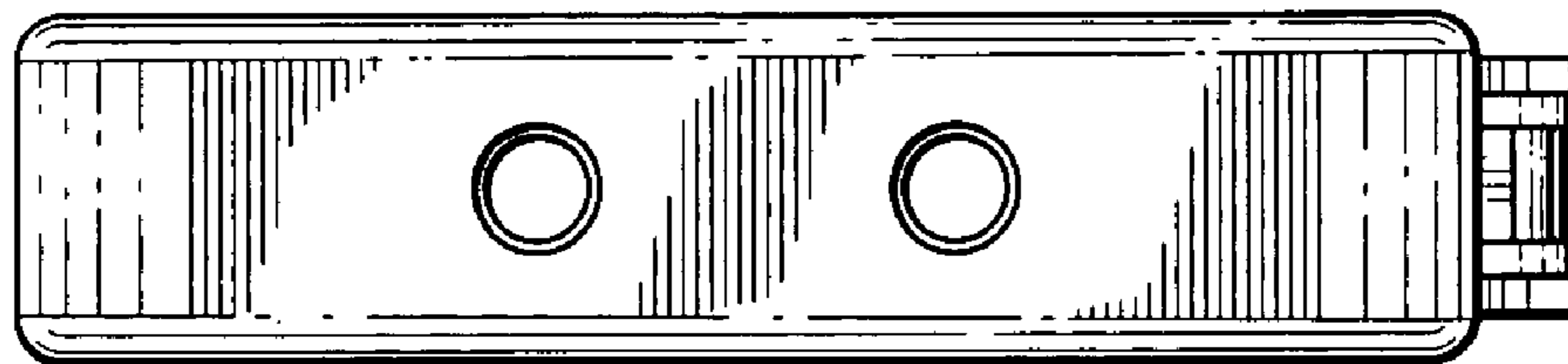


FIG. 6

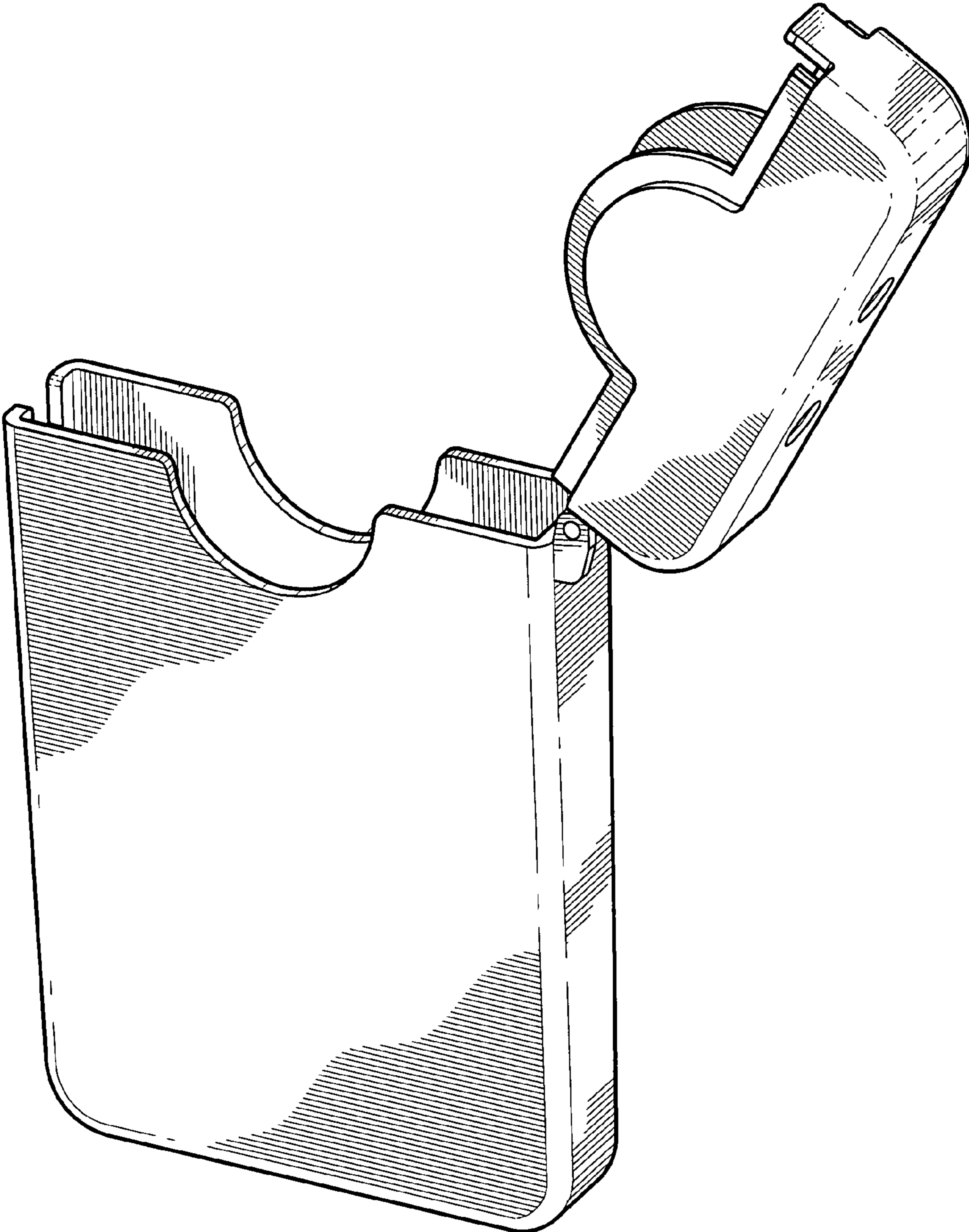


FIG. 7