



US00D550454S

(12) **United States Design Patent** (10) **Patent No.:** **US D550,454 S**  
**Costello** (45) **Date of Patent:** **\*\* Sep. 11, 2007**

(54) **GOLF ORGANIZER**

(76) Inventor: **James Funsten Costello**, 18 Brooke Cir., Mill Valley, CA (US) 94941

(\*\*) Term: **14 Years**

(21) Appl. No.: **29/250,190**

(22) Filed: **Nov. 6, 2006**

(51) **LOC (8) Cl.** ..... **03-01**

(52) **U.S. Cl.** ..... **D3/247**

(58) **Field of Classification Search** ..... D3/232,  
D3/234, 238, 240–249, 303, 318–326, 900–904;  
150/100, 107–112, 118–122; 190/100, 108–112,  
190/115, 900–903

See application file for complete search history.

(56) **References Cited**

**U.S. PATENT DOCUMENTS**

2,520,176	A *	8/1950	Stanley	.....	150/139
3,199,562	A	8/1965	Seitz		
D283,175	S	4/1986	Larue		
5,199,573	A	4/1993	Gribovsky		
D358,839	S *	5/1995	Lipic	.....	D19/26
5,848,742	A *	12/1998	Wang	.....	224/274
6,023,377	A *	2/2000	Slager	.....	359/802
6,202,911	B1	3/2001	Freer		
6,619,349	B2	9/2003	Gribovsky		
D511,038	S *	11/2005	Schrey	.....	D3/249
D530,093	S *	10/2006	Suppangig	.....	D3/299
2005/0046109	A1 *	3/2005	Lewis	.....	273/245
2006/0049223	A1 *	3/2006	Mora et al.	.....	224/162
2006/0169731	A1	8/2006	Matulewic		

\* cited by examiner

*Primary Examiner*—Catherine R. Oliver

*Assistant Examiner*—Michelle E. Wilson

(74) *Attorney, Agent, or Firm*—Steven A. Nielsen; Allman & Nielsen

(57) **CLAIM**

The ornamental design for a golf organizer, as shown and described.

**DESCRIPTION**

FIG. 1 is a top plan view of the golf organizer in a folded position. The text “Optional Logo” and circle shown in broken lines are not part of the claimed design and are shown for illustrative purposes only.

FIG. 2 is a back plan view of the golf organizer in a folded position.

FIG. 3 is an elevation view of the top edges of the golf organizer in a folded position.

FIG. 4 is an elevation view of the bottom edges of the golf organizer in a folded position.

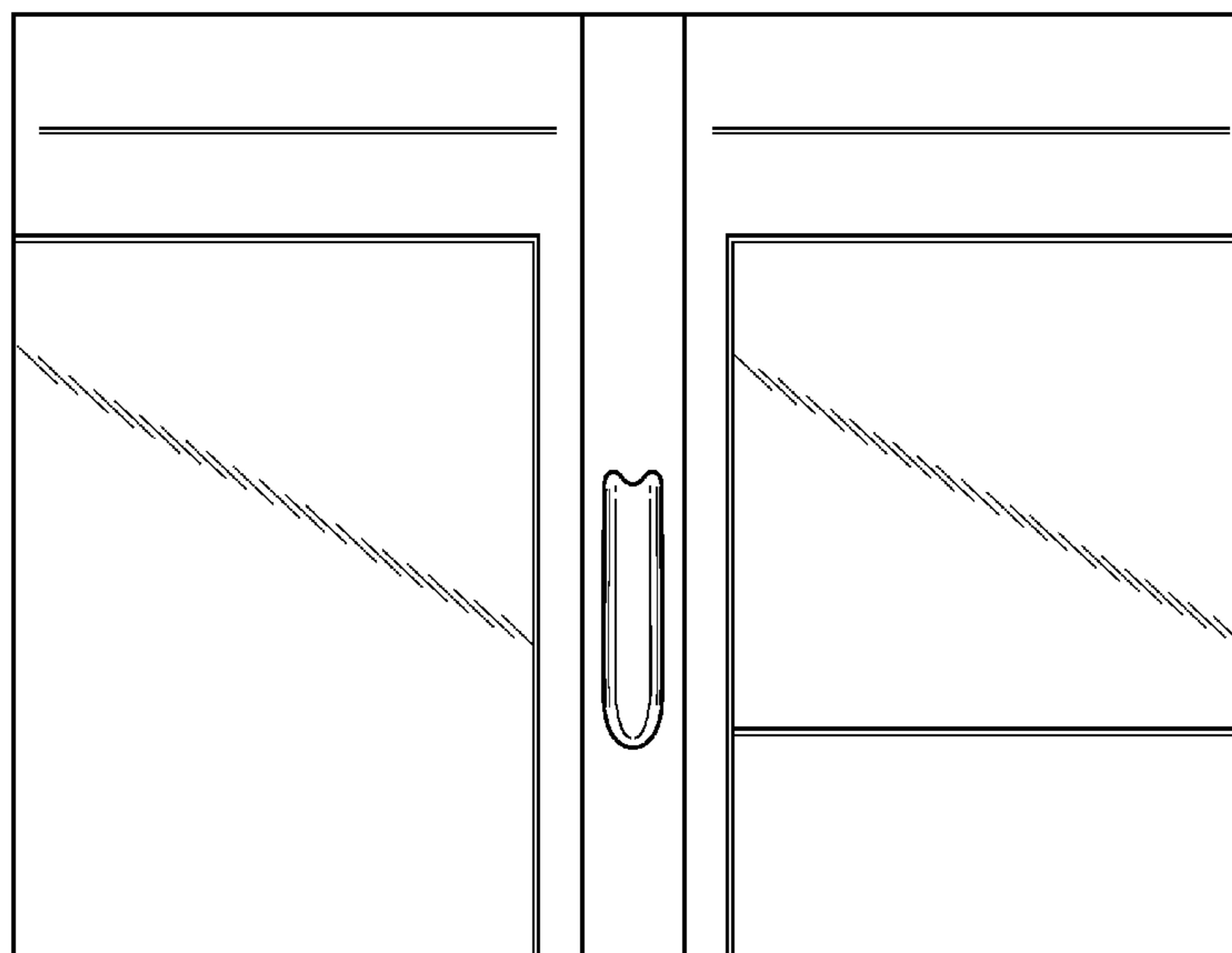
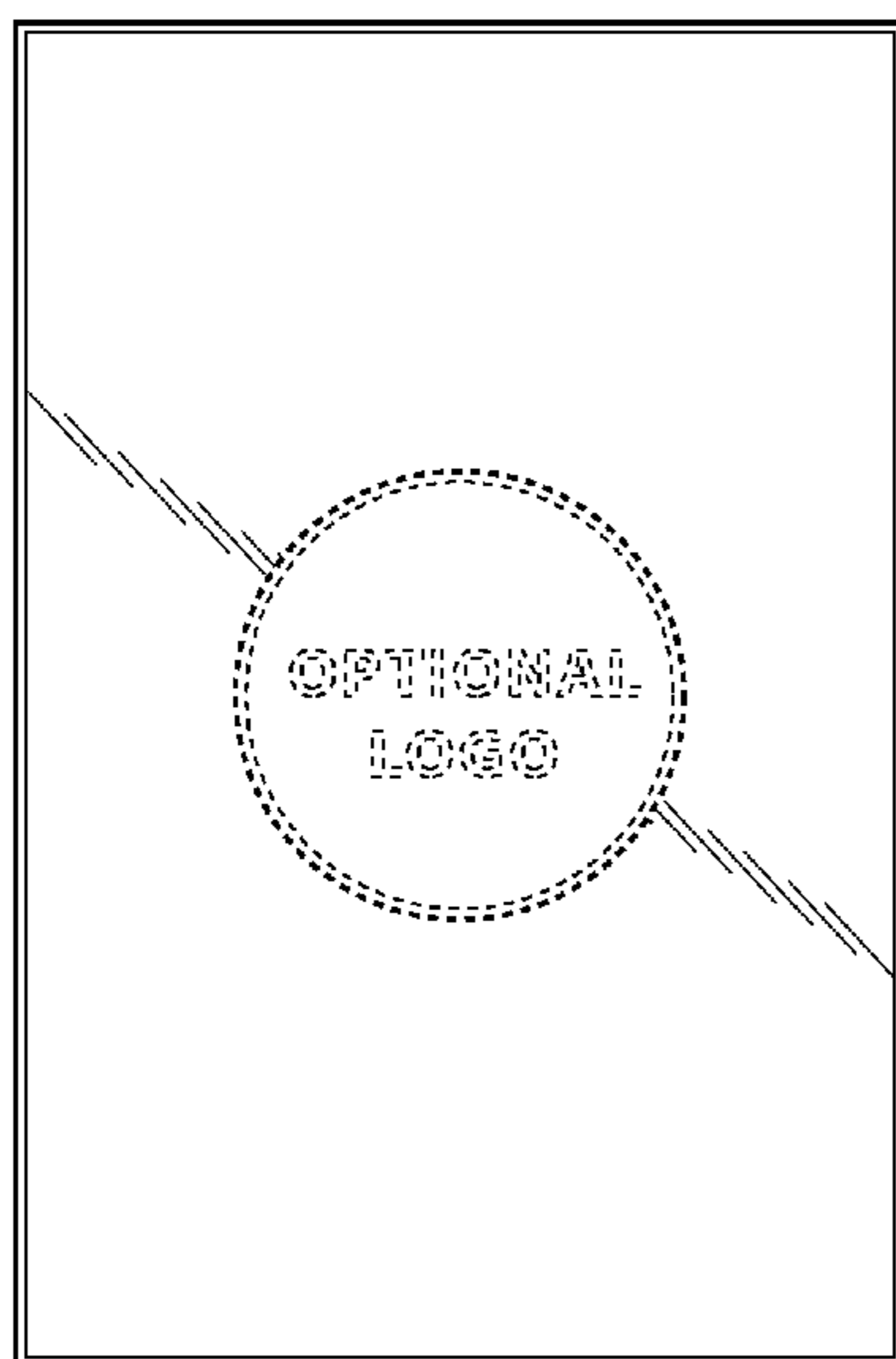
FIG. 5 is an elevation view of the two opening or side edges of the golf organizer in a folded position.

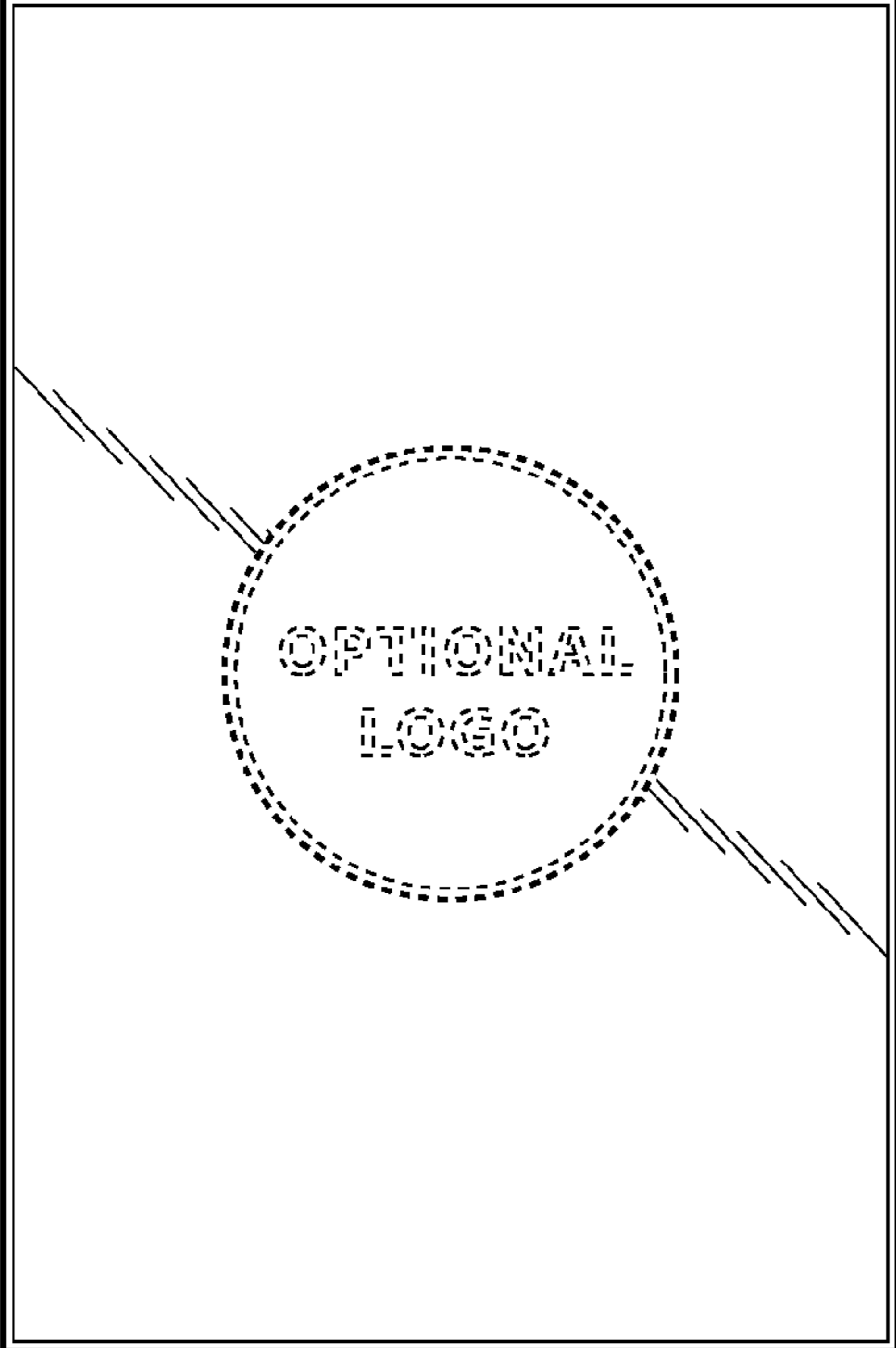
FIG. 6 is an elevation view of the back spine or living hinge section of the golf organizer in a folded position.

FIG. 7 is plan view of the inside portions of the golf organizer in an unfolded position; and,


FIG. 8 is a perspective view of the inside portions of the golf organizer in a partially folded position. The scorecard and yardage book shown in broken lines are not part of the claimed design.

**1 Claim, 4 Drawing Sheets**







**Fig. 1**



**Fig. 2**



***Fig. 3***



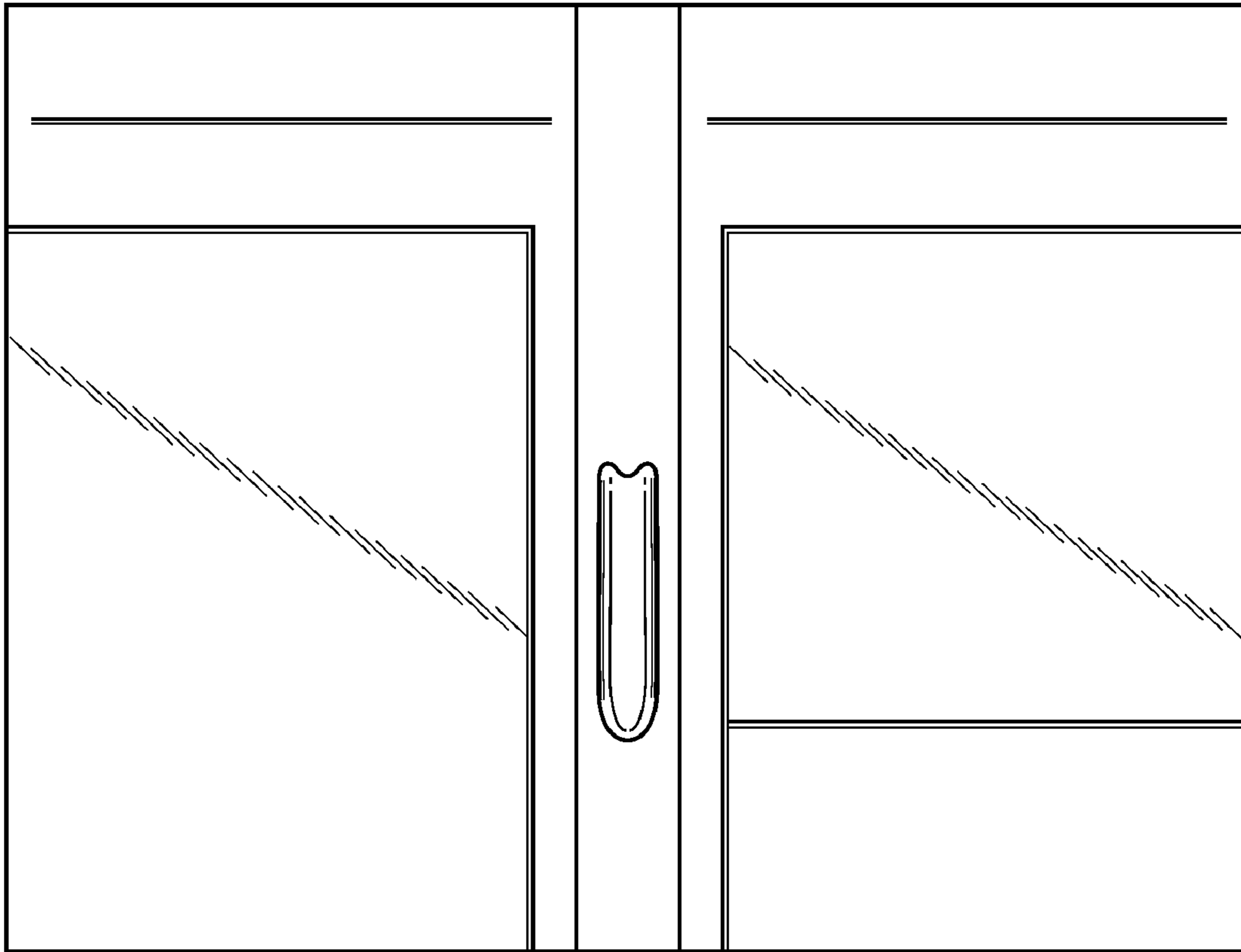
***Fig. 4***



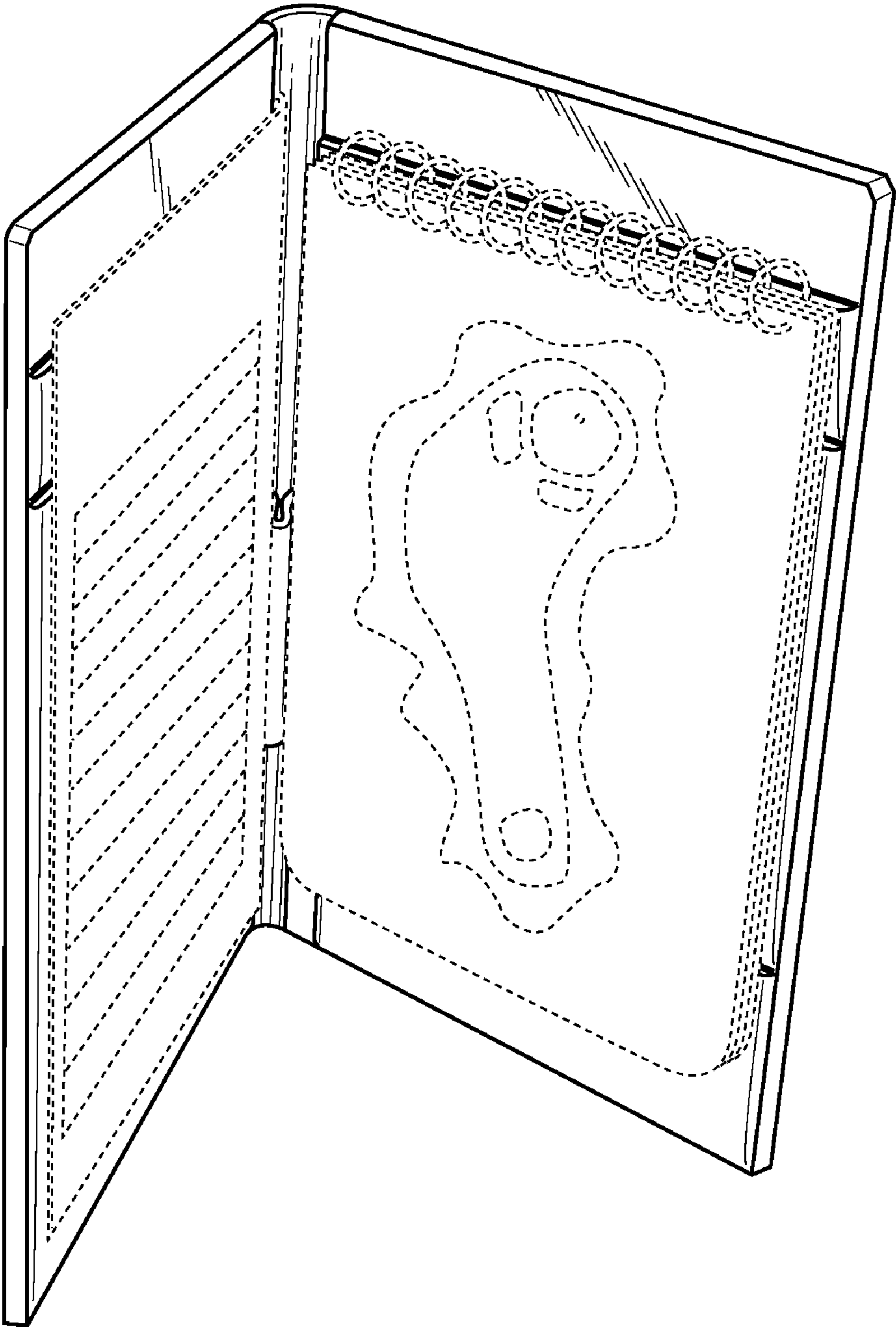
***Fig. 5***



***Fig. 6***



***Fig. 7***



**Fig. 8**