



US00D550450S

(12) **United States Design Patent**  
**Dong**

(10) **Patent No.:** **US D550,450 S**

(45) **Date of Patent:** **\*\* Sep. 11, 2007**

(54) **ONE PIECE SWIVEL BELT CLIP FOR A CELLULAR TELEPHONE**

D492,108 S \* 6/2004 Goradesky ..... D3/218  
D520,739 S \* 5/2006 Tsai et al. .... D3/218  
2003/0102341 A1 \* 6/2003 Iitsuka ..... 224/197  
2006/0237494 A1 \* 10/2006 Fichera ..... 224/197

(75) Inventor: **Hong Dong**, Diamond Bar, CA (US)

\* cited by examiner

(73) Assignee: **Valor Communication, Inc.**, City of Industry, CA (US)

*Primary Examiner*—Catherine R. Oliver

(74) *Attorney, Agent, or Firm*—Thomas I. Rozsa

(\*\*) Term: **14 Years**

(57) **CLAIM**

(21) Appl. No.: **29/268,504**

The ornamental design for a one piece swivel belt clip for a cellular telephone, as shown and described.

(22) Filed: **Nov. 7, 2006**

(51) **LOC (8) Cl.** ..... **03-01**

**DESCRIPTION**

(52) **U.S. Cl.** ..... **D3/218**

FIG. 1 is a perspective view of a one piece swivel belt clip for a cellular telephone, showing my design.

(58) **Field of Classification Search** ..... D3/218,

D3/219, 215, 228, 226, 230, 303, 232–246;

FIG. 2 is a front elevational view;

224/240, 914, 904, 675–677, 242, 647, 667–668;

FIG. 3 is a rear elevational view;

383/10, 29, 42, 93, 95, 97–98, 104, 109;

FIG. 4 is a left side elevational view, the right side view being a mirror image thereof;

379/454–455; 455/550, 575, 90

FIG. 5 is a top plan view; and,

See application file for complete search history.


FIG. 6 is a bottom plan view.

(56) **References Cited**

**U.S. PATENT DOCUMENTS**

6,229,893 B1 \* 5/2001 Chen ..... 379/454

**1 Claim, 2 Drawing Sheets**






FIG. 1

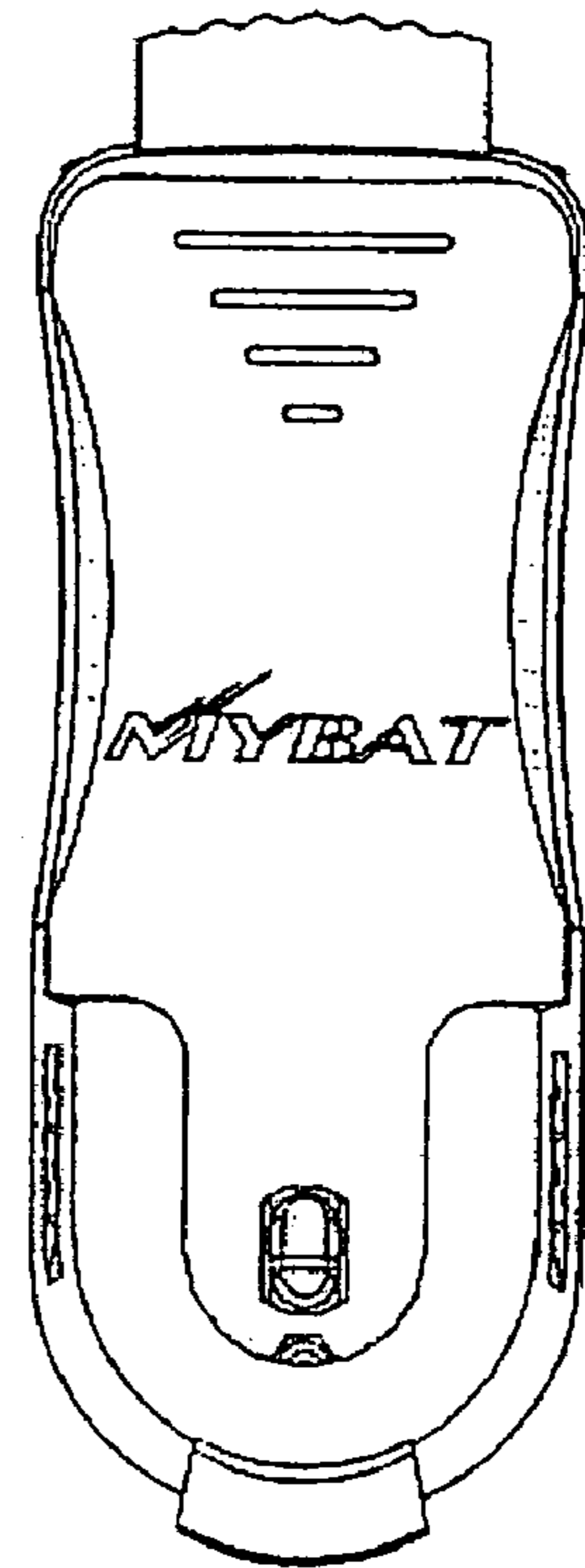


FIG. 2

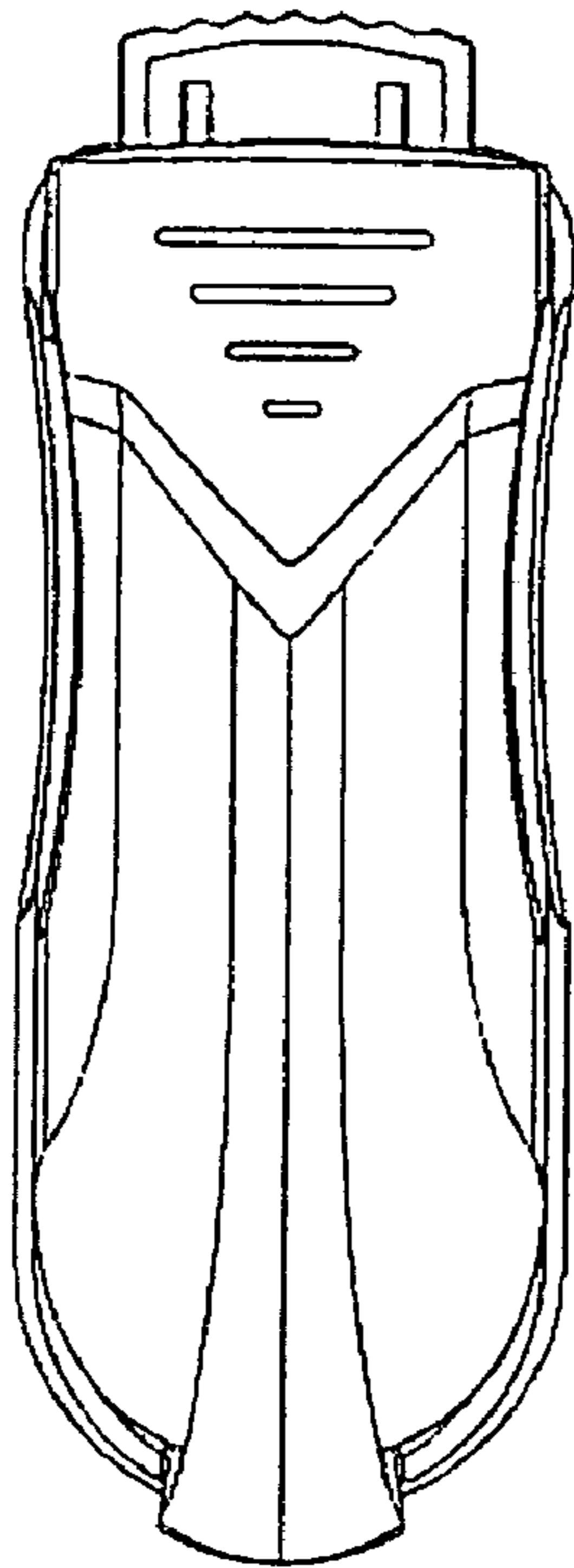


FIG. 3

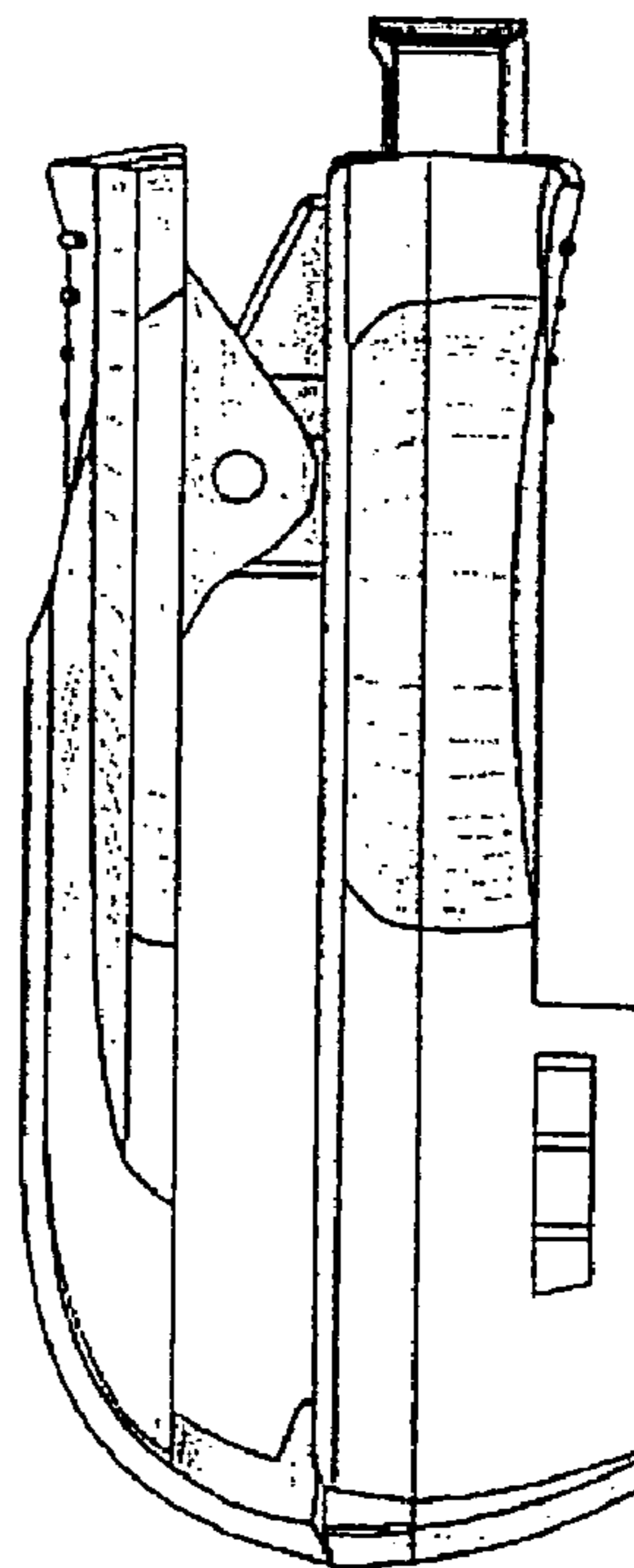


FIG. 4

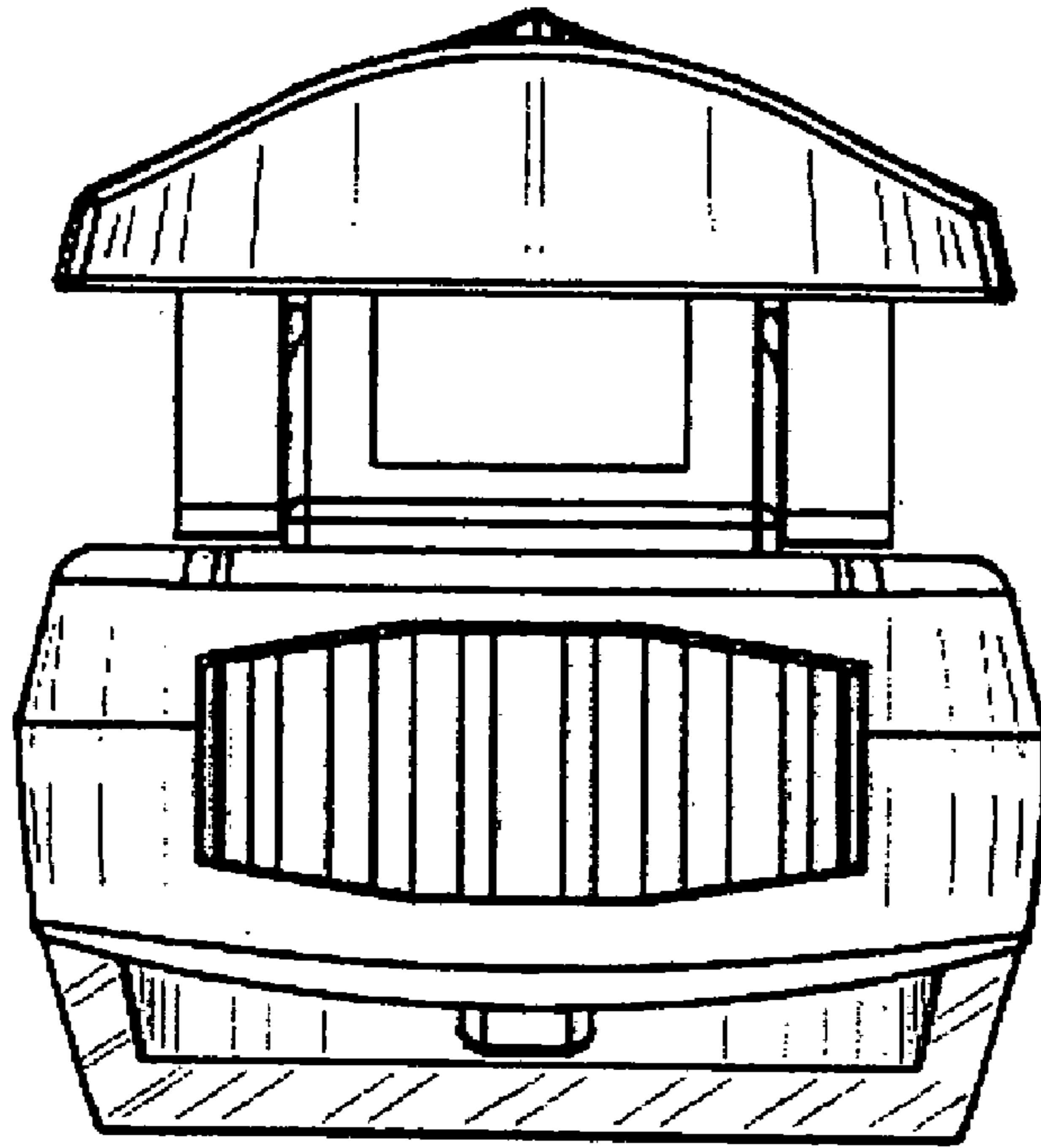


FIG. 5

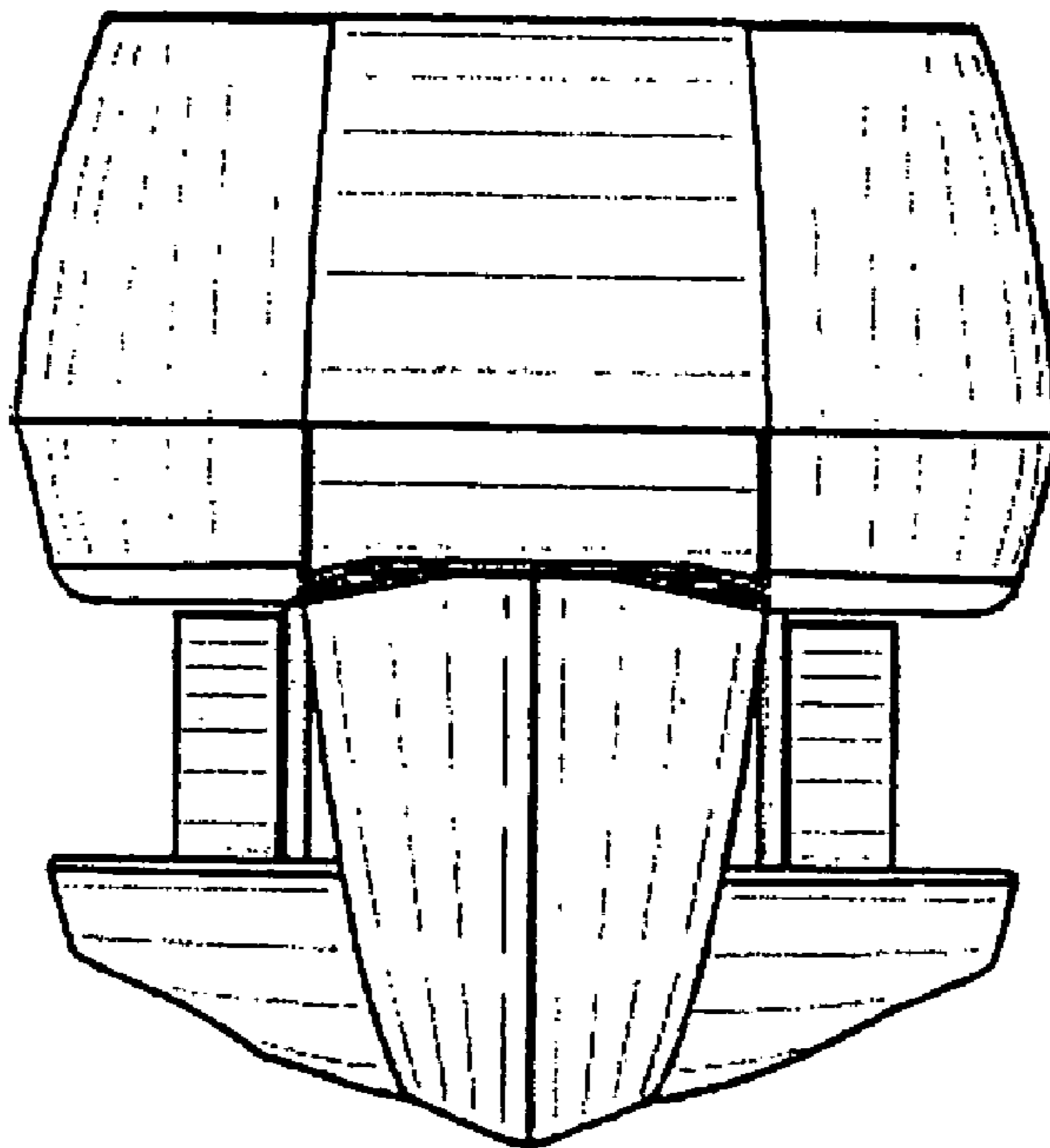


FIG. 6