



US00D550449S

(12) **United States Design Patent**  
**Gossett**

(10) **Patent No.:** **US D550,449 S**

(45) **Date of Patent:** **\*\* Sep. 11, 2007**

(54) **SINGLE STRAP BACKPACK**

(75) Inventor: **Al Gossett**, Memphis, TN (US)

(73) Assignee: **JALP, Inc.**, Memphis, TN (US)

(\*\*) Term: **14 Years**

(21) Appl. No.: **29/253,624**

(22) Filed: **Feb. 9, 2006**

(51) **LOC (8) Cl.** ..... **03-01**

(52) **U.S. Cl.** ..... **D3/217**

(58) **Field of Classification Search** ..... D3/216,  
D3/217, 221, 224, 254, 273, 276, 283, 289,  
D3/293, 299, 301, 321, 327; 224/153, 257,  
224/259

See application file for complete search history.

(56) **References Cited**

**U.S. PATENT DOCUMENTS**

D315,825 S *	4/1991	Hutton et al.	.....	D3/217
D340,351 S *	10/1993	Wrath	.....	D3/217
D344,184 S *	2/1994	Barker	.....	D3/231
5,634,576 A *	6/1997	Arbel	.....	224/153
D392,798 S *	3/1998	Gelb	.....	D3/217
D402,460 S *	12/1998	Moor	.....	D3/217
D404,563 S *	1/1999	Rausch	.....	D3/216
6,138,881 A *	10/2000	Paul et al.	.....	224/153
D441,186 S *	5/2001	Daboudet	.....	D3/216
D444,942 S *	7/2001	Melnick	.....	D3/216
D456,601 S *	5/2002	Kegels	.....	D3/217
D507,698 S *	7/2005	Hooper	.....	D3/217
D508,315 S *	8/2005	Han	.....	D3/217
2002/0139820 A1 *	10/2002	Godshaw et al.	.....	224/153
2002/0179653 A1 *	12/2002	Klamm	.....	224/153
2005/0045673 A1 *	3/2005	Godshaw et al.	.....	224/153

**FOREIGN PATENT DOCUMENTS**

EM 00057845-0003 \* 8/2006

\* cited by examiner

*Primary Examiner*—Carol Rademaker  
*Assistant Examiner*—Anna J. Burmeister

(74) *Attorney, Agent, or Firm*—Butler, Snow, O'Mara,  
Stevens & Cannada PLLC

(57) **CLAIM**

The ornamental design for a single strap backpack, as shown and described.

**DESCRIPTION**

FIG. 1 is a top, front, right side perspective view of the single strap backpack;

FIG. 2 front elevational view thereof;

FIG. 3 is a right side elevational view thereof;

FIG. 4 is a back elevational view thereof;

FIG. 5 is a left side elevational view thereof;

FIG. 6 is a top plan view thereof; and,

FIG. 7 is a bottom plan view thereof.


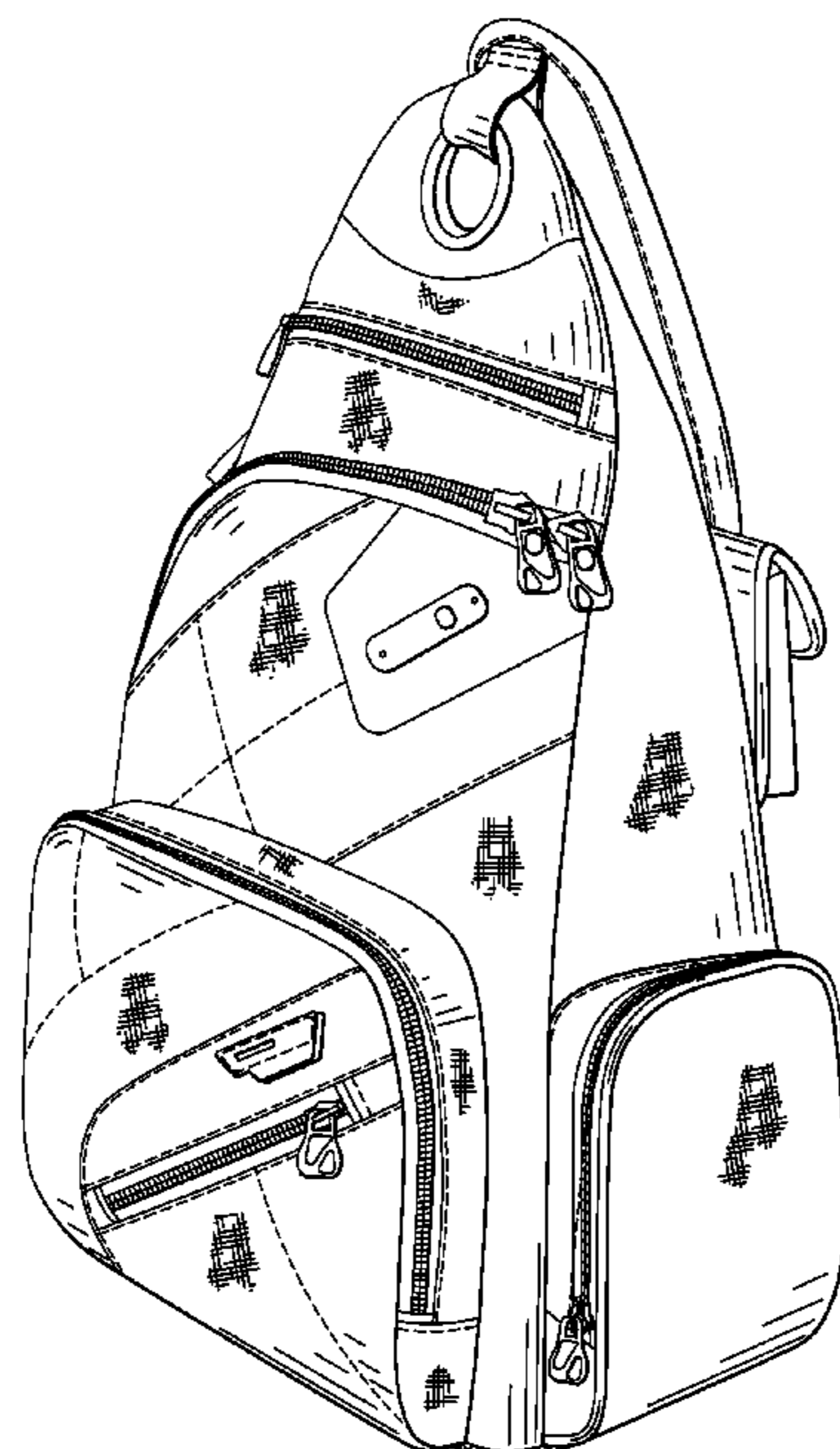
The dash-dash-dash broken lines shown in the drawings represent stitching lines.

The cross-hatched pattern shown in the drawings represents a textured, fabric surface.

The rectangular shapes shown on the side pocket in the drawings represents a second type of textured surface.

The circular shapes shown on the bottom surface represent a third type of textured surface.

**1 Claim, 7 Drawing Sheets**



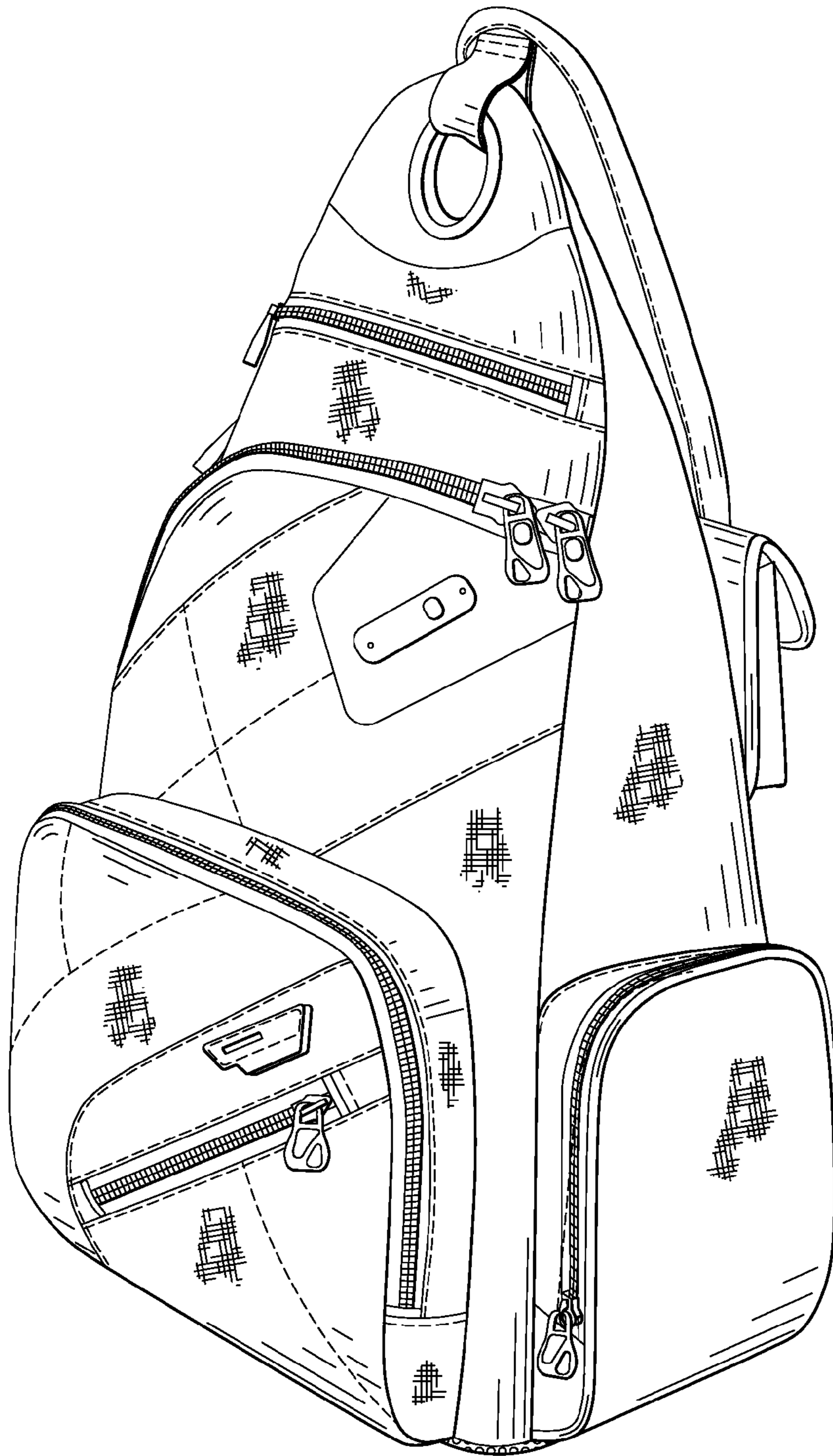


FIG. 1

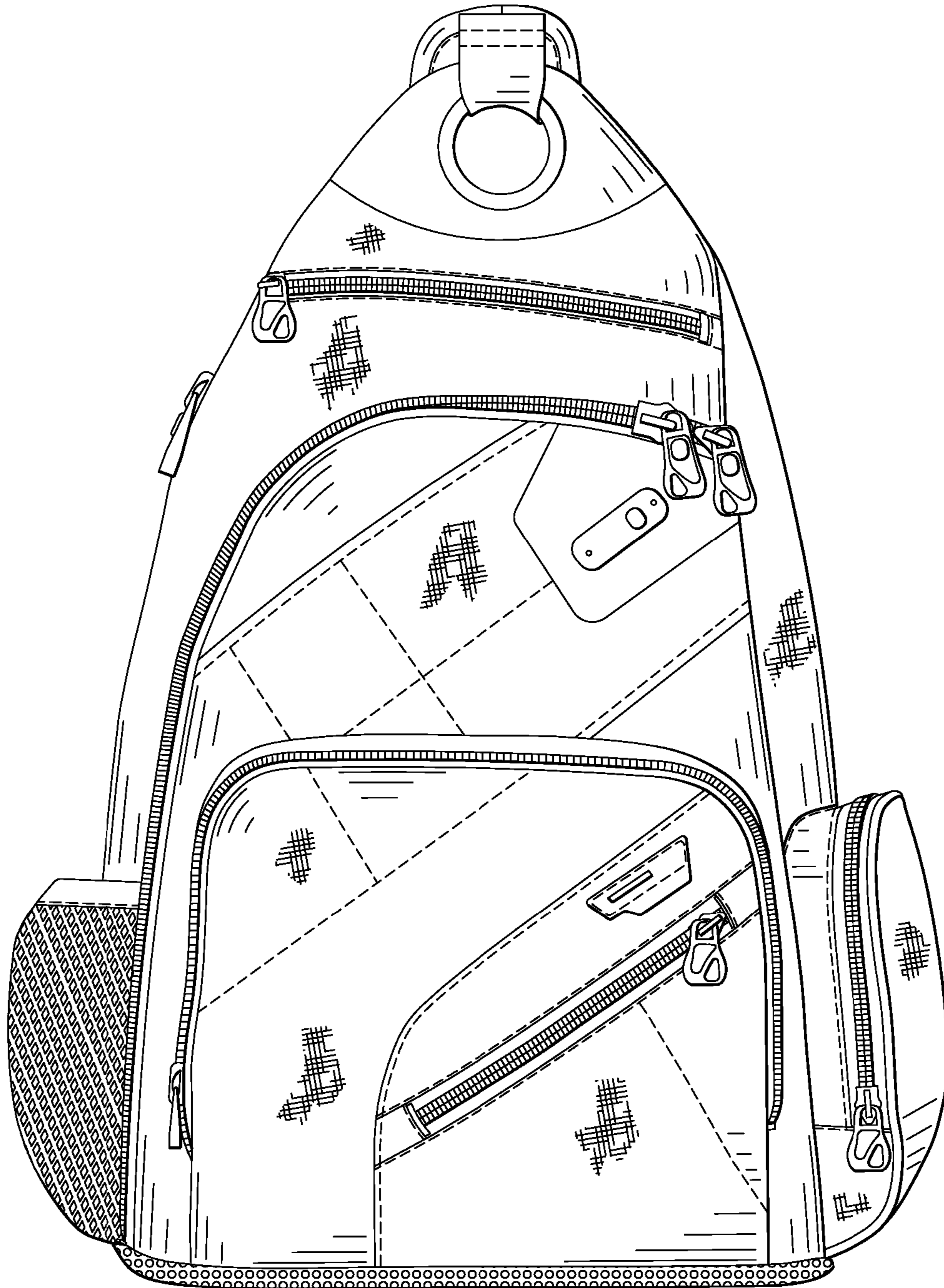


FIG. 2

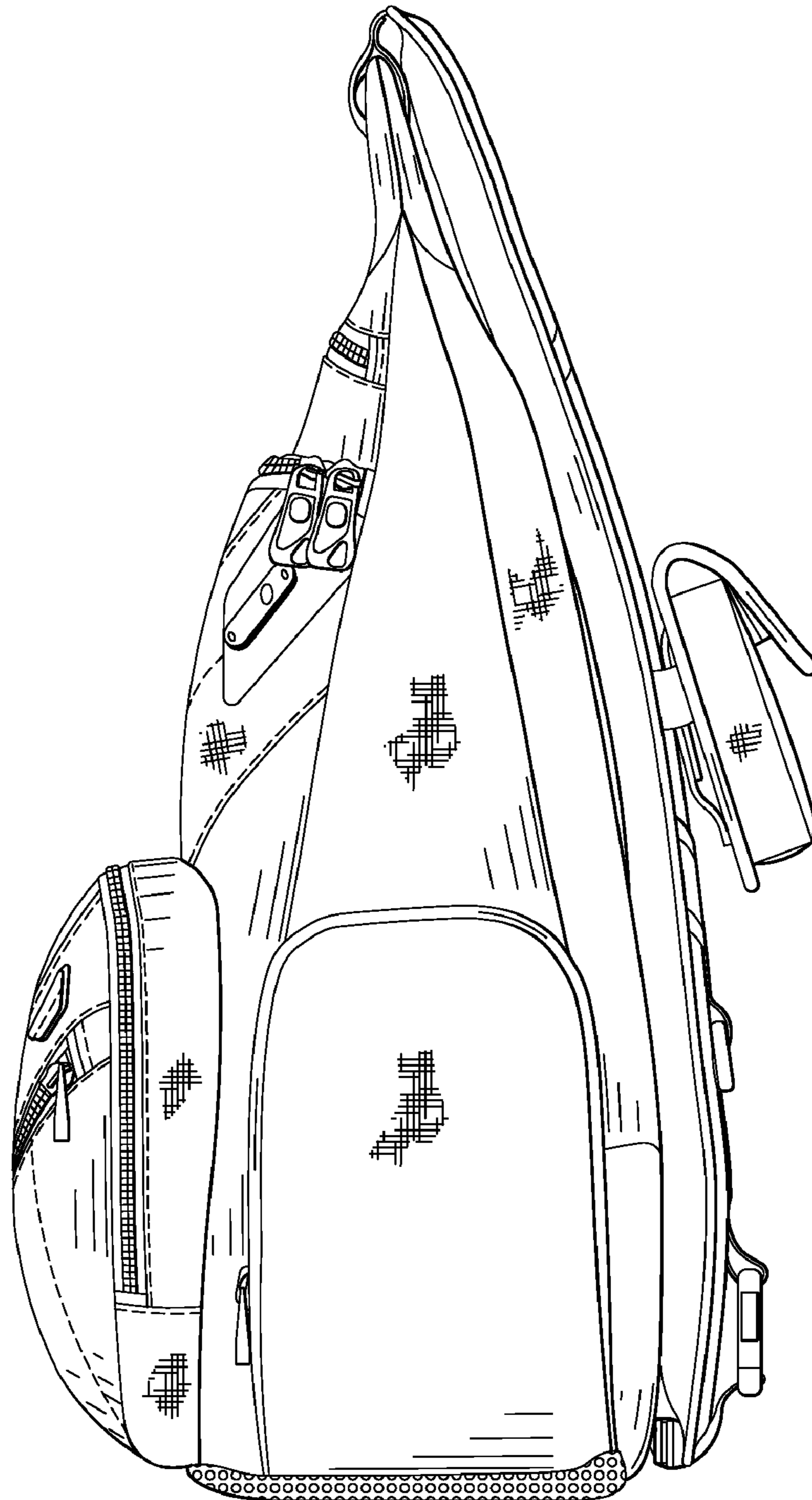


FIG. 3

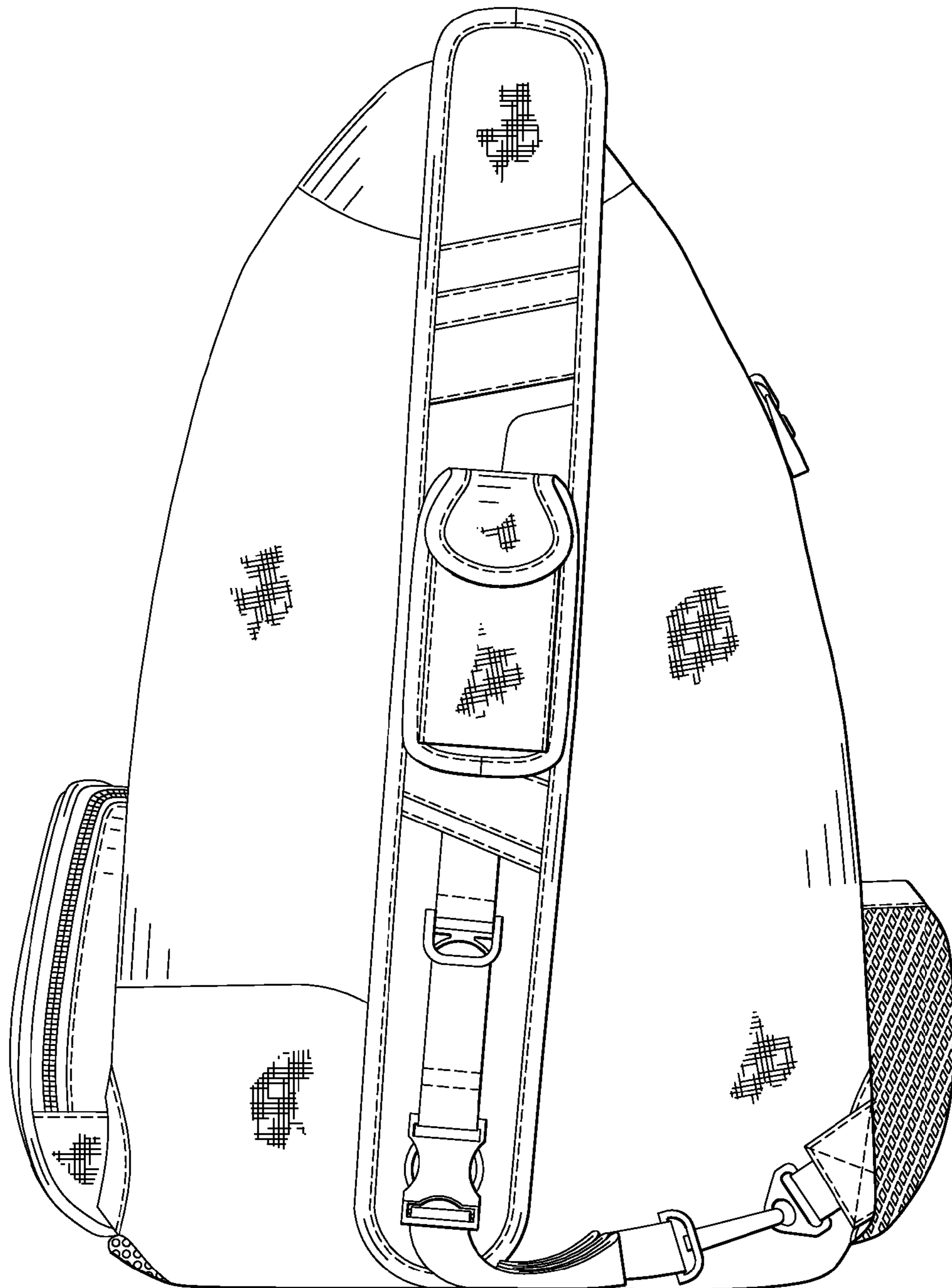


FIG. 4




FIG. 5

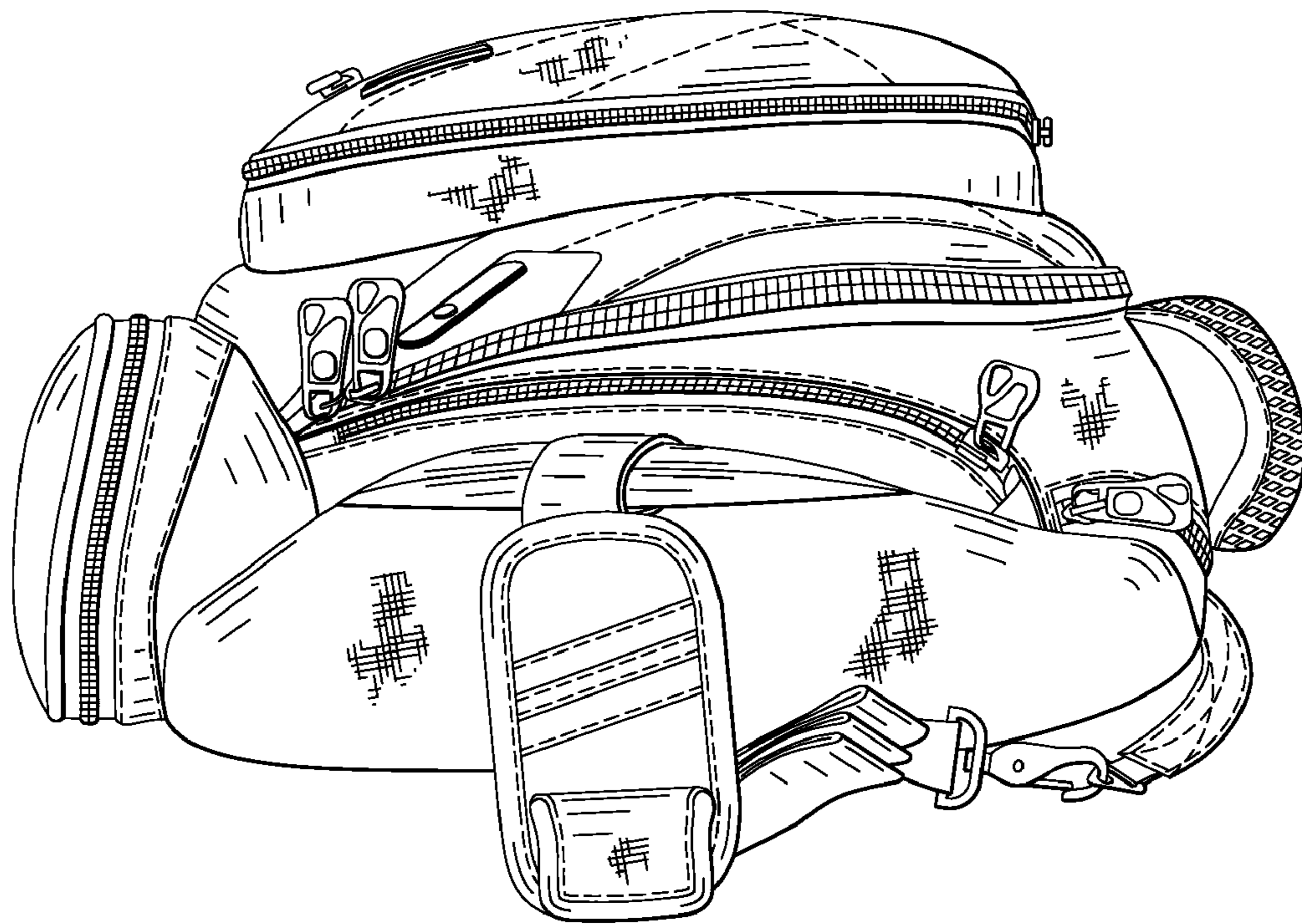


FIG. 6

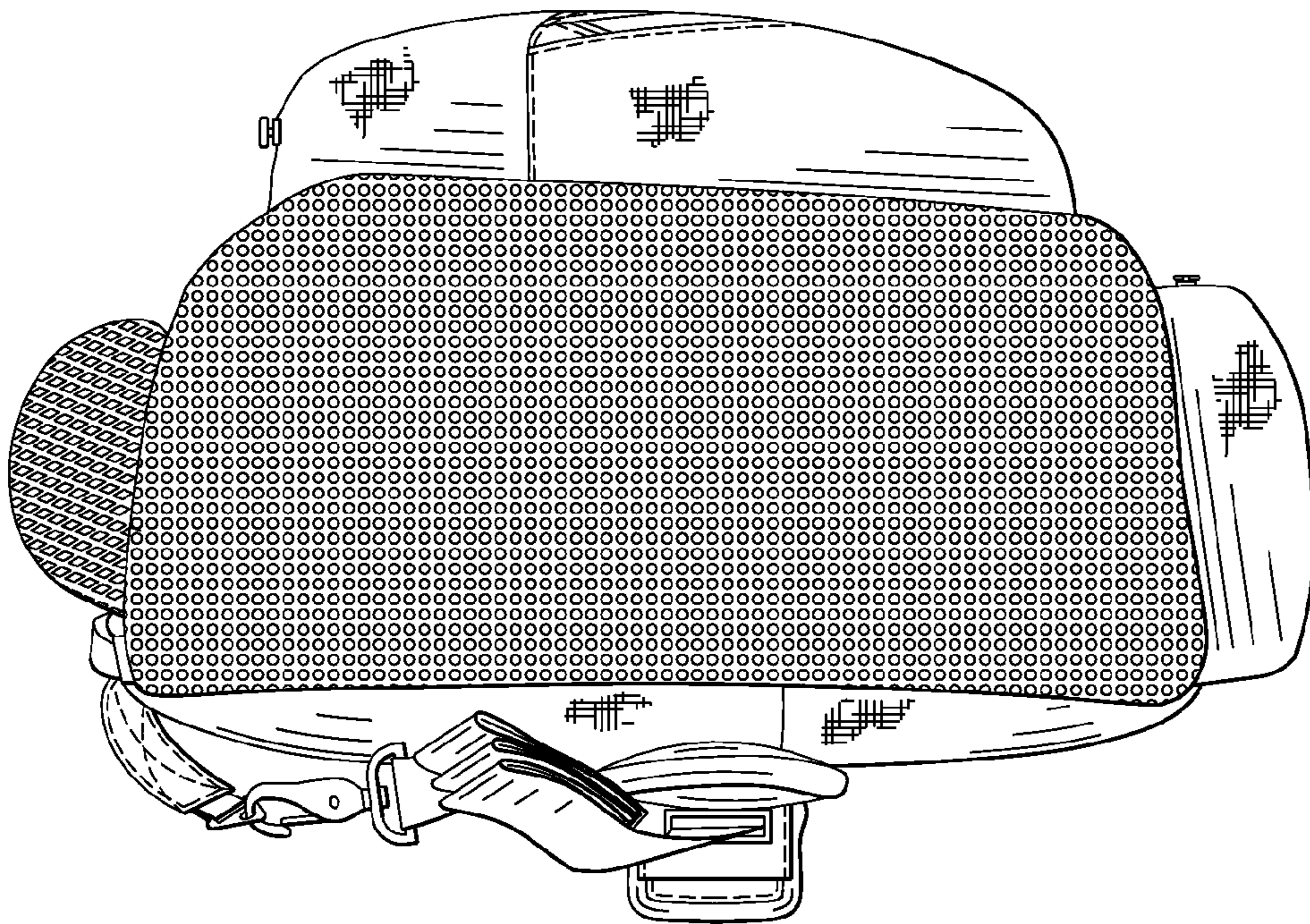


FIG. 7