



US00D550444S

(12) **United States Design Patent** (10) **Patent No.:** **US D550,444 S**
Caine (45) **Date of Patent:** **** Sep. 11, 2007**

(54) **PORTION OF A SHOE UPPER**
(75) Inventor: **Andrew Caine**, Portland, OR (US)
(73) Assignee: **Nike, Inc.**, Beaverton, OR (US)
(**) Term: **14 Years**

D514,800 S 2/2006 Fogg
D520,724 S 5/2006 Link
D522,728 S 6/2006 Blakeslee
D522,733 S 6/2006 Racine
D526,114 S * 8/2006 Drazic D2/969
D527,174 S 8/2006 Kayano et al.
D527,516 S 9/2006 Kayano et al.
D528,761 S 9/2006 Kayano et al.

(21) Appl. No.: **29/275,681**
(22) Filed: **Jan. 3, 2007**

OTHER PUBLICATIONS

Nike Footwear Catalog (1984 Shoe Show), p. 8, published 1984, Beaverton, Oregon, USA.

(51) **LOC (8) Cl.** **02-99**
(52) **U.S. Cl.** **D2/972**
(58) **Field of Classification Search** D2/902,
D2/906-908, 943, 944, 968, 972-974; 36/45,
36/50.1, 77 M, 77 R, 83, 88, 113, 114, 126-131
See application file for complete search history.

(Continued)

Primary Examiner—Dominic Simone
(74) *Attorney, Agent, or Firm*—TraskBritt, P.C.

(56) **References Cited**

(57) **CLAIM**

The ornamental design for a portion of a shoe upper, as shown and described.

U.S. PATENT DOCUMENTS

DESCRIPTION

- 1,854,030 A 4/1932 Heller
- 2,034,091 A 3/1936 Dunbar
- 4,222,183 A 9/1980 Haddox
- D265,437 S 7/1982 Vermonet
- 4,342,160 A 8/1982 Clark
- 4,689,900 A 9/1987 Ishibashi
- D293,159 S 12/1987 Sacre
- D296,837 S * 7/1988 Brown D2/973
- D297,591 S * 9/1988 Brown et al. D2/973
- D297,781 S * 9/1988 Diaz et al. D2/973
- D323,736 S 2/1992 Worthington
- 5,343,639 A 9/1994 Kilgore et al.
- D364,498 S 11/1995 Teague
- D367,754 S 3/1996 James
- D397,853 S 9/1998 Hatfield
- D398,770 S 9/1998 Lozano
- D399,340 S 10/1998 James
- D406,452 S 3/1999 Fogg
- D407,542 S * 4/1999 Koh D2/969
- 6,557,270 B2 5/2003 Nakano et al.
- D501,984 S 2/2005 Allen
- D510,654 S 10/2005 Lupo
- D512,824 S * 12/2005 Lane et al. D2/969

FIG. 1 is a perspective view of a portion of a shoe upper showing my new design;

FIG. 2 is a side of the portion of a shoe upper shown in FIG. 1;

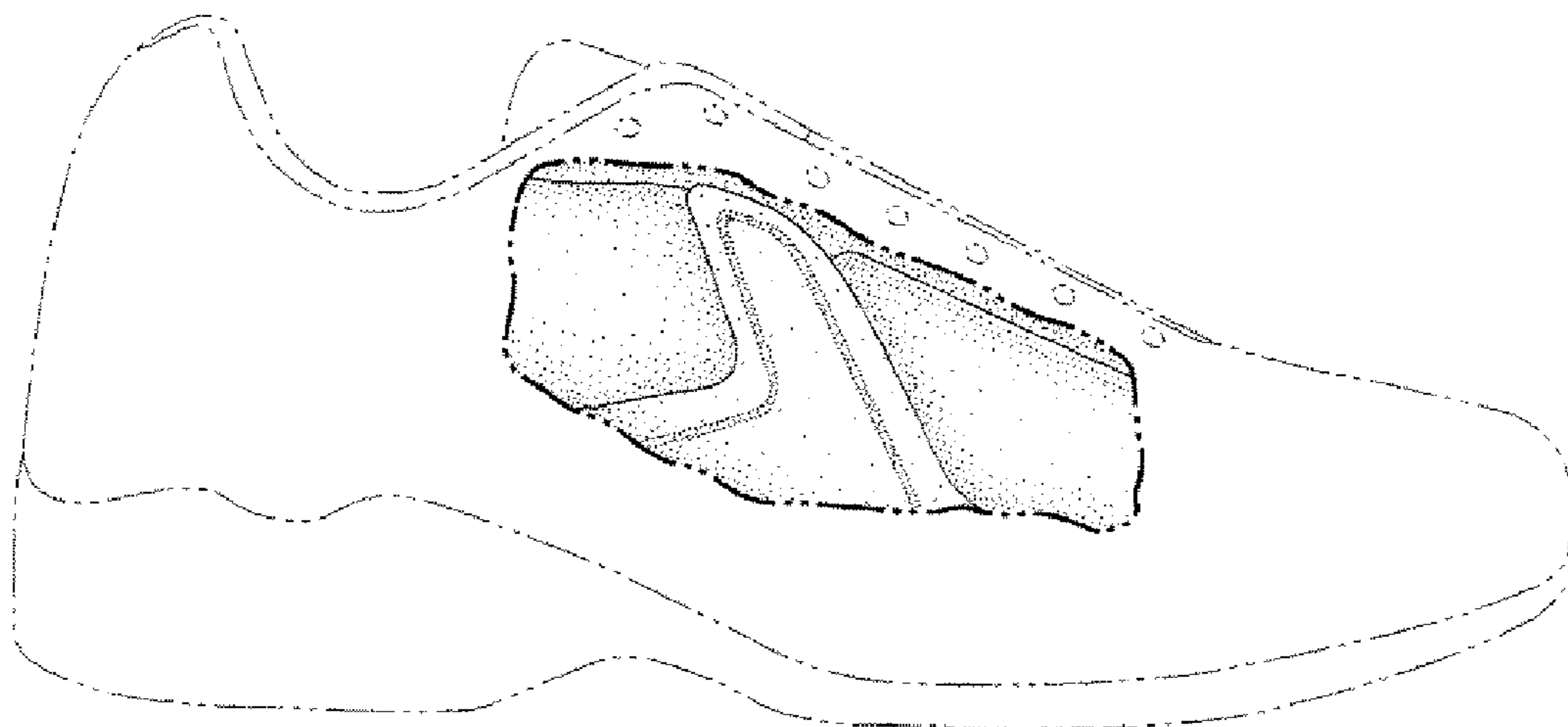
FIG. 3 is a front view of the portion of a shoe upper shown in FIG. 1;

FIG. 4 is a rear view of the portion of a shoe upper shown in FIG. 1; and,

FIG. 5 is a top view of the portion of a shoe upper shown in FIG. 1.

The uneven broken line immediately adjacent to the shaded area represent the bounds of the claimed design. All other uneven broken lines represent the remaining portion of the shoe. The uneven broken line representations in FIGS. 1-5 are for illustrative purposes only and form no part of the claimed design.

1 Claim, 2 Drawing Sheets



OTHER PUBLICATIONS

Nike Footwear Catalog (1985), p. 73, published Dec. 1984, Beaverton, Oregon, USA.

Nike Footwear Catalog (FA 87), pp. 56, 84, 100, published Jan. 1987, Beaverton, Oregon, USA.

Nike Footwear Catalog (FA 89), pp. 4, 124, published Dec. 1988, Beaverton, Oregon, USA.

Nike Footwear Catalog (SP 90), p. 8, published Jun. 1989, Beaverton, Oregon, USA.

Nike Footwear Catalog (FA 91), p. 132, published Dec. 1990, Beaverton, Oregon, USA.

Nike Footwear Catalog (FA 93), p. 28, published Dec. 1992, Beaverton, Oregon, USA.

Nike Footwear Catalog (FA 94), pp. 18, 78, published Nov. 1993, Beaverton, Oregon, USA.

Nike Footwear Catalog (FA 04), p. 36, published Nov. 2003, Beaverton, Oregon, USA.

Nike Footwear Catalog (FA 06), p. 159, published Nov. 2005, Beaverton, Oregon, USA.

Nike Footwear Catalog (SP 07), p. 234, published Jun. 2006, Beaverton, Oregon, USA.

Nike Footwear Catalog (SU 07), p. 157, published Sep. 2006, Beaverton, Oregon, USA.

* cited by examiner

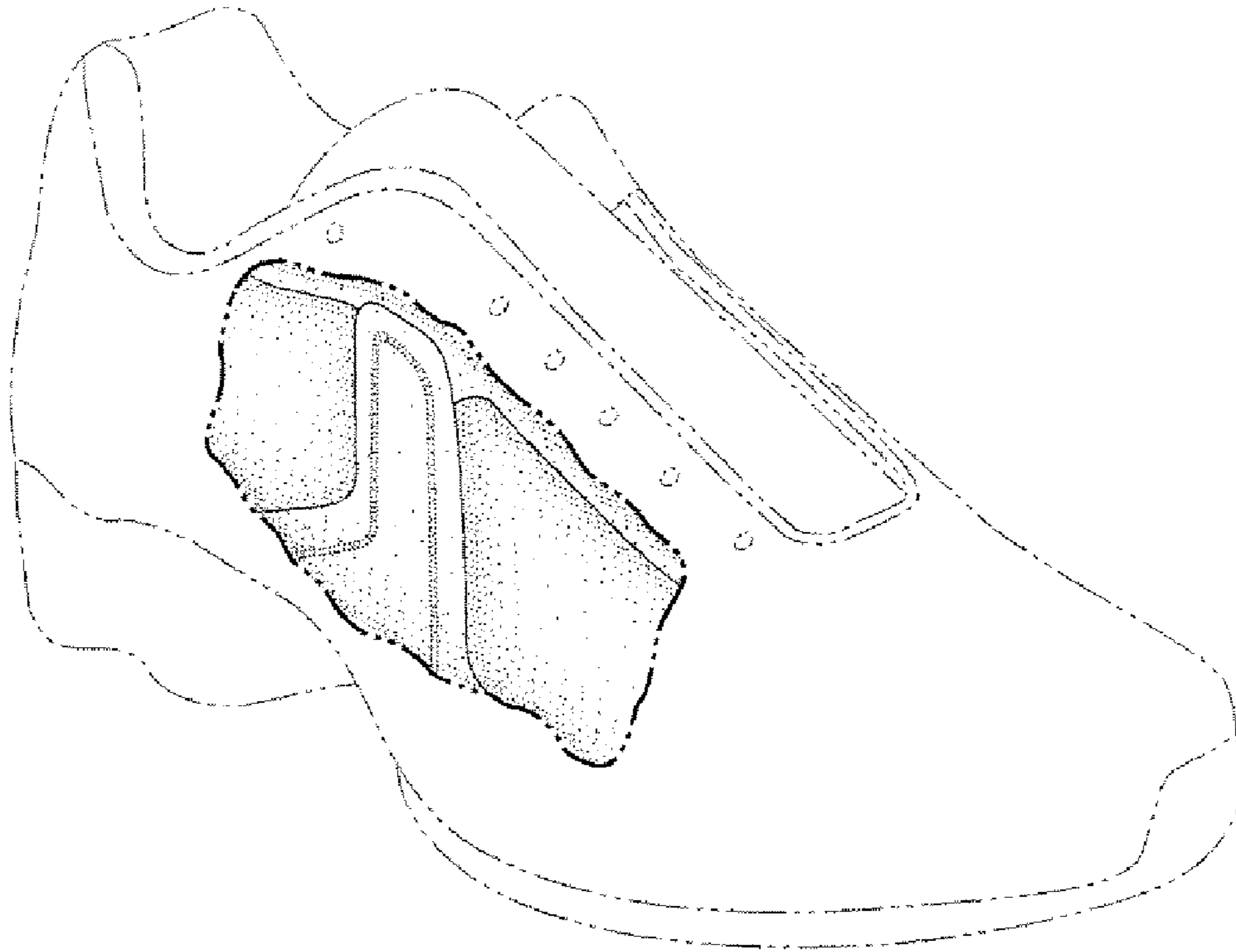


FIG. 1

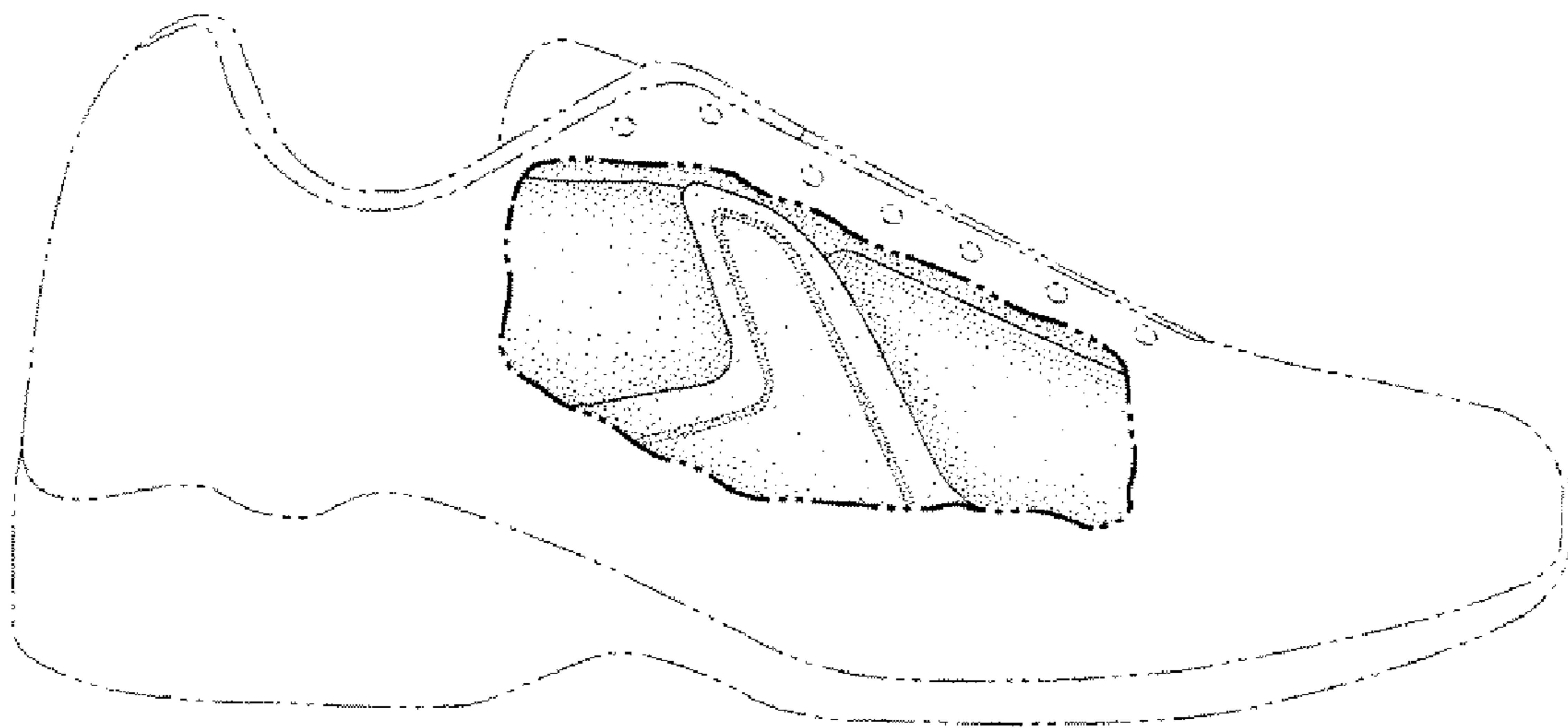


FIG. 2

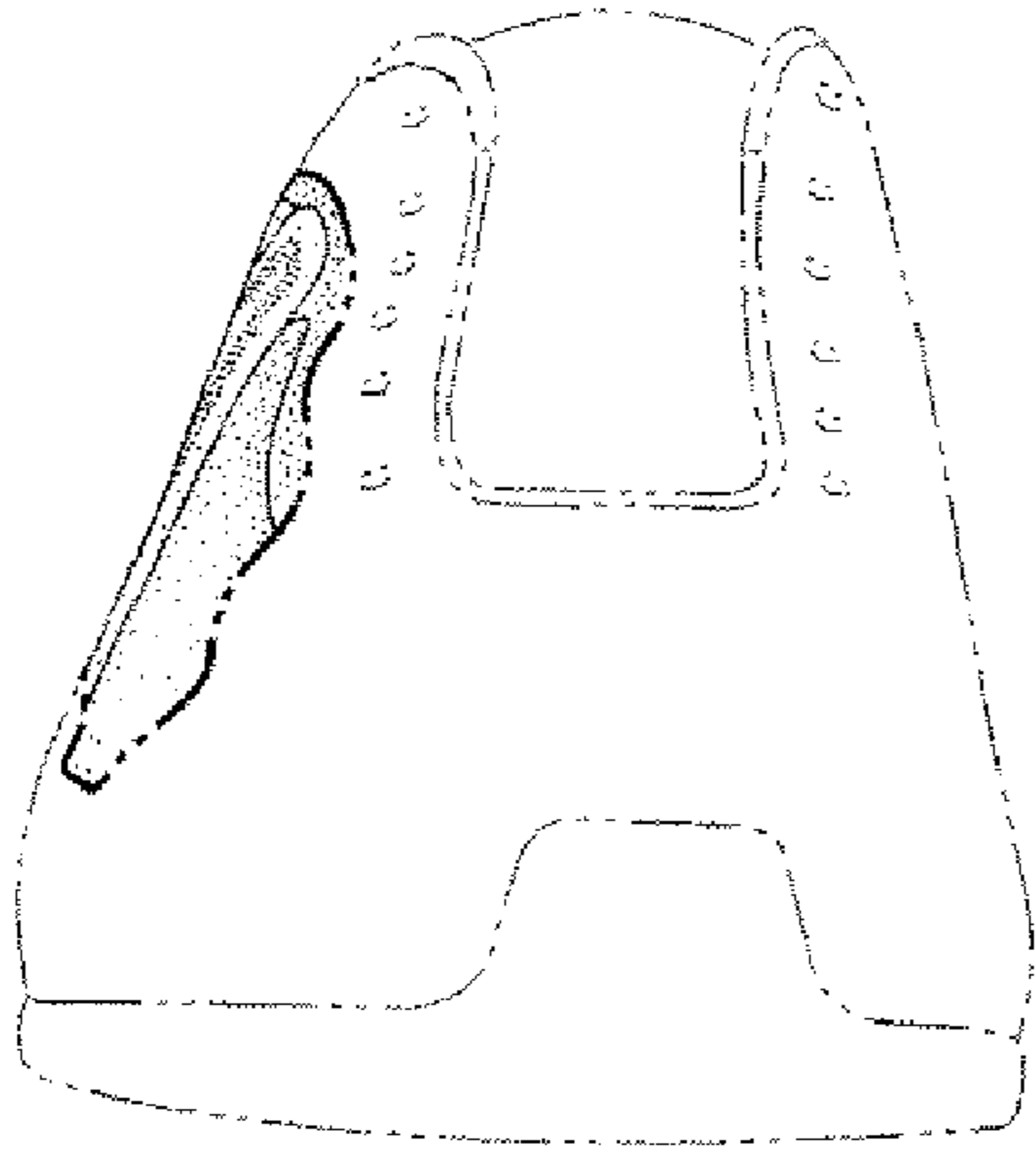


FIG. 3

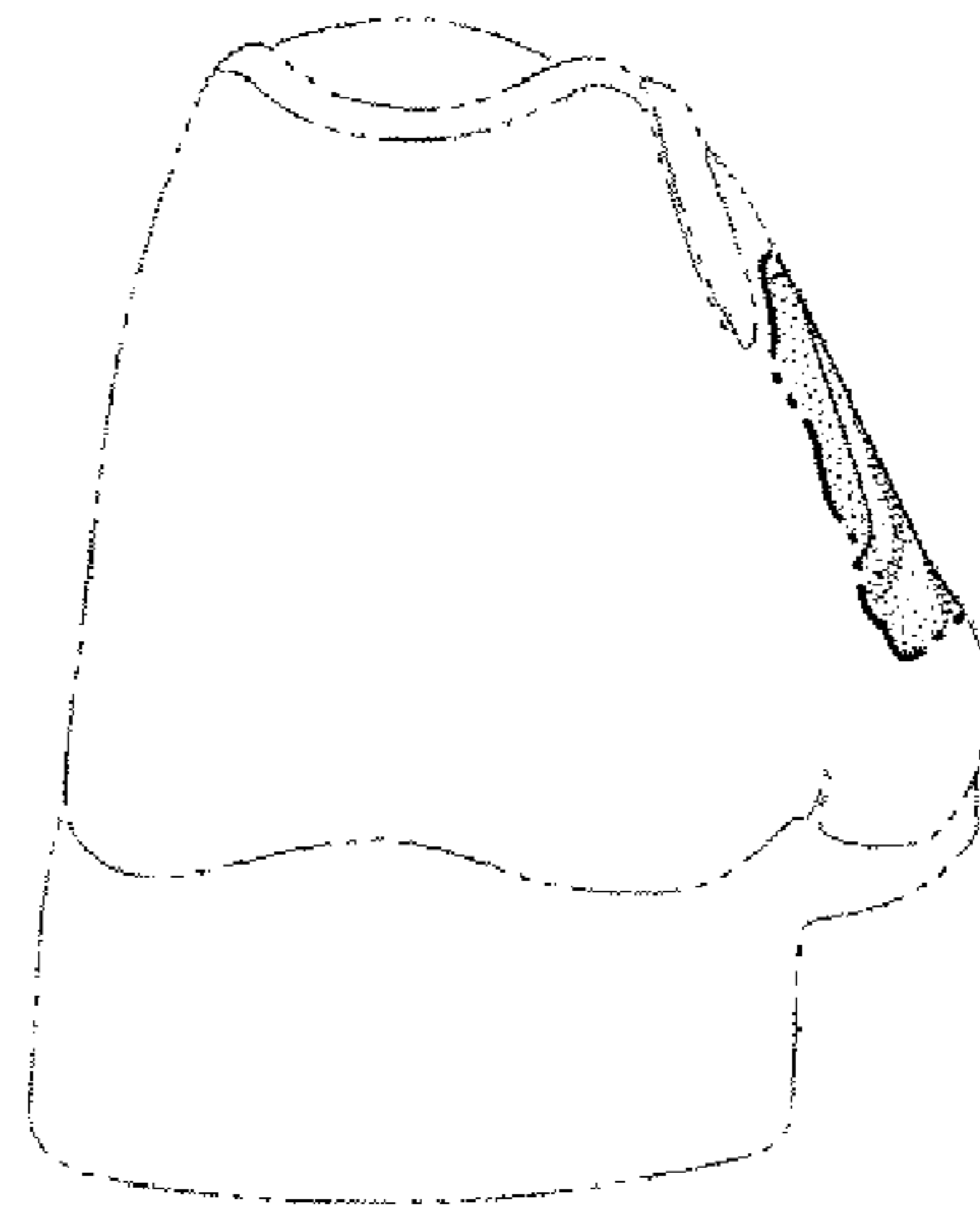


FIG. 4

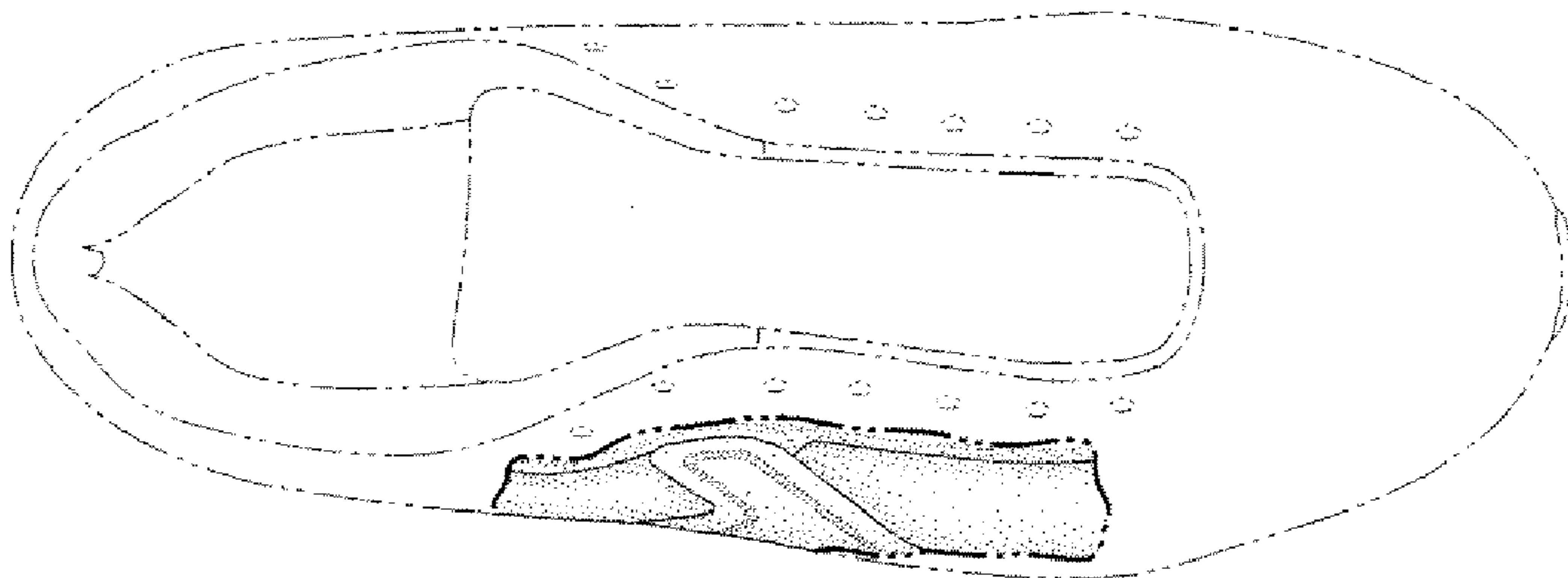


FIG. 5