



US00D550440S

(12) **United States Design Patent** (10) **Patent No.:** **US D550,440 S**
Matis et al. (45) **Date of Patent:** **** Sep. 11, 2007**

(54) **FOOTWEAR SOLE**
 (75) Inventors: **Clark A. Matis**, Charlotte, VT (US);
Trond Sonnergren, Milan (IT)

D516,781 S * 3/2006 Ardissono et al. D2/954
 D522,724 S * 6/2006 Urie et al. D2/954
 D530,491 S * 10/2006 Sonnergren D2/956
 D530,893 S * 10/2006 Sonnergren D2/956

(73) Assignee: **Wolverine World Wide, Inc.**,
 Rockford, MI (US)

OTHER PUBLICATIONS

Merrell Fall 2005 Catalog, p. 29.
 Merrell Fall 2000 Catalog, p. 27.
 HyTest 1997 Catalog, pp. 64, 65.

(**) Term: **14 Years**

* cited by examiner

(21) Appl. No.: **29/231,193**

Primary Examiner—Celia A. Murphy

(22) Filed: **Jun. 2, 2005**

(74) *Attorney, Agent, or Firm*—Warner Norcross & Judd
 LLP

(51) **LOC (8) Cl.** **02-04**

(57) **CLAIM**

(52) **U.S. Cl.** **D2/956; D2/953; D2/954;**
 D2/955

The ornamental design for footwear sole, as shown and
 described.

(58) **Field of Classification Search** D2/902,
 D2/948–949, 951–960; D12/513, 545, 580,
 D12/583, 602; 36/3 B, 22 R, 24.5, 25 R,
 36/28, 32 R, 34 R, 59 C

DESCRIPTION

See application file for complete search history.

FIG. 1 is a perspective view of the footwear sole embodying
 the new design;

(56) **References Cited**

FIG. 2 is a top plan view thereof;

U.S. PATENT DOCUMENTS

FIG. 3 is a right side view thereof;

- D241,988 S * 10/1976 Famolare, Jr. D2/955
- 5,853,844 A * 12/1998 Wen 428/119
- D407,192 S * 3/1999 Chassaing D2/955
- D408,976 S * 5/1999 Shanks et al. D2/956
- D409,826 S * 5/1999 Turner et al. D2/955
- D441,945 S * 5/2001 Della Valle D2/956
- D445,561 S * 7/2001 Bramani D2/954
- D461,947 S * 8/2002 Merceron D2/956
- D503,029 S * 3/2005 Sonnergren D2/955
- D504,758 S * 5/2005 Sonnergren D2/955
- D507,097 S * 7/2005 Sonnergren D2/956
- D508,764 S * 8/2005 Sonnergren D2/956
- D509,048 S * 9/2005 Sonnergren D2/956
- D509,344 S * 9/2005 Sonnergren D2/956

FIG. 4 is a left side view thereof;

FIG. 5 is a front view thereof; and,

FIG. 6 is a rear view thereof.
 FIGS. 1–6 show features of an article of footwear in
 phantom lines. These features are shown for environmental
 purposes and do not form any part of the claimed design.
 Further, the phantom lines immediately adjacent the solid-
 line portions of the design form the boundary of the design,
 with the phantom lines forming no part of the claimed
 design.

1 Claim, 4 Drawing Sheets

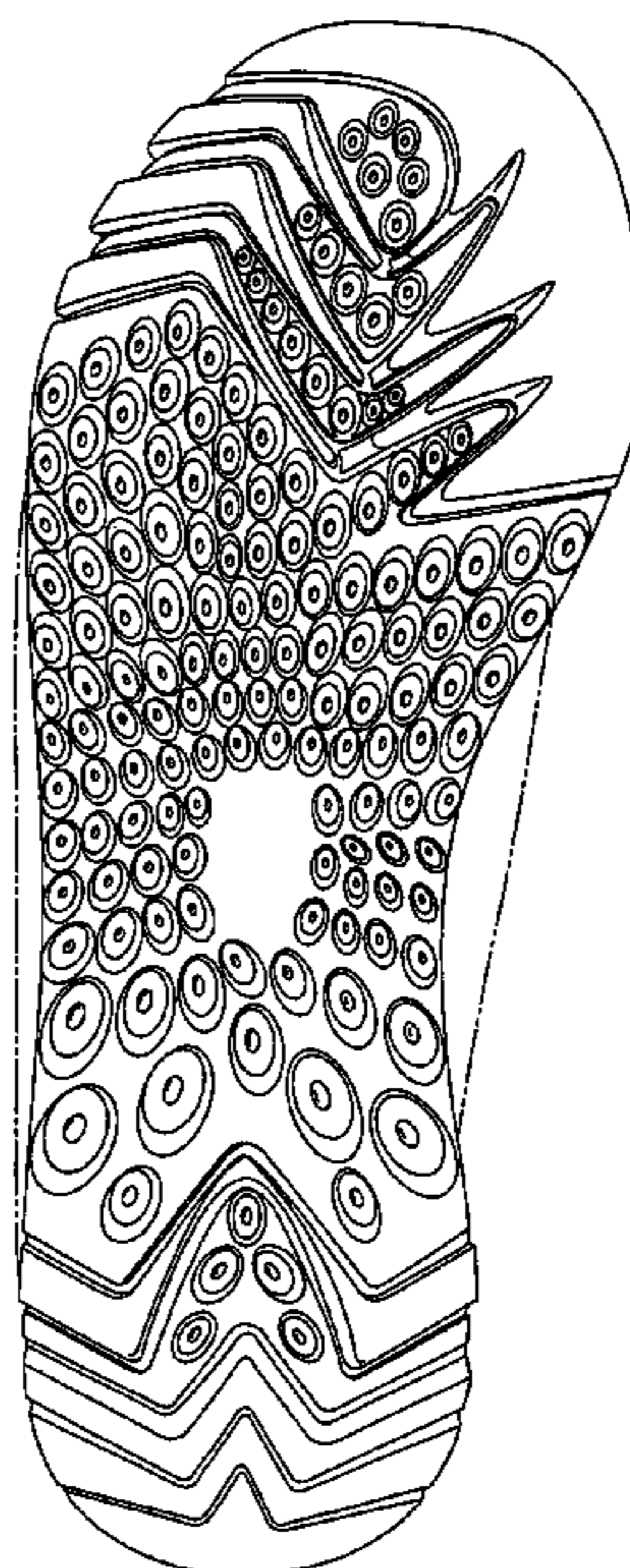




Fig. 1

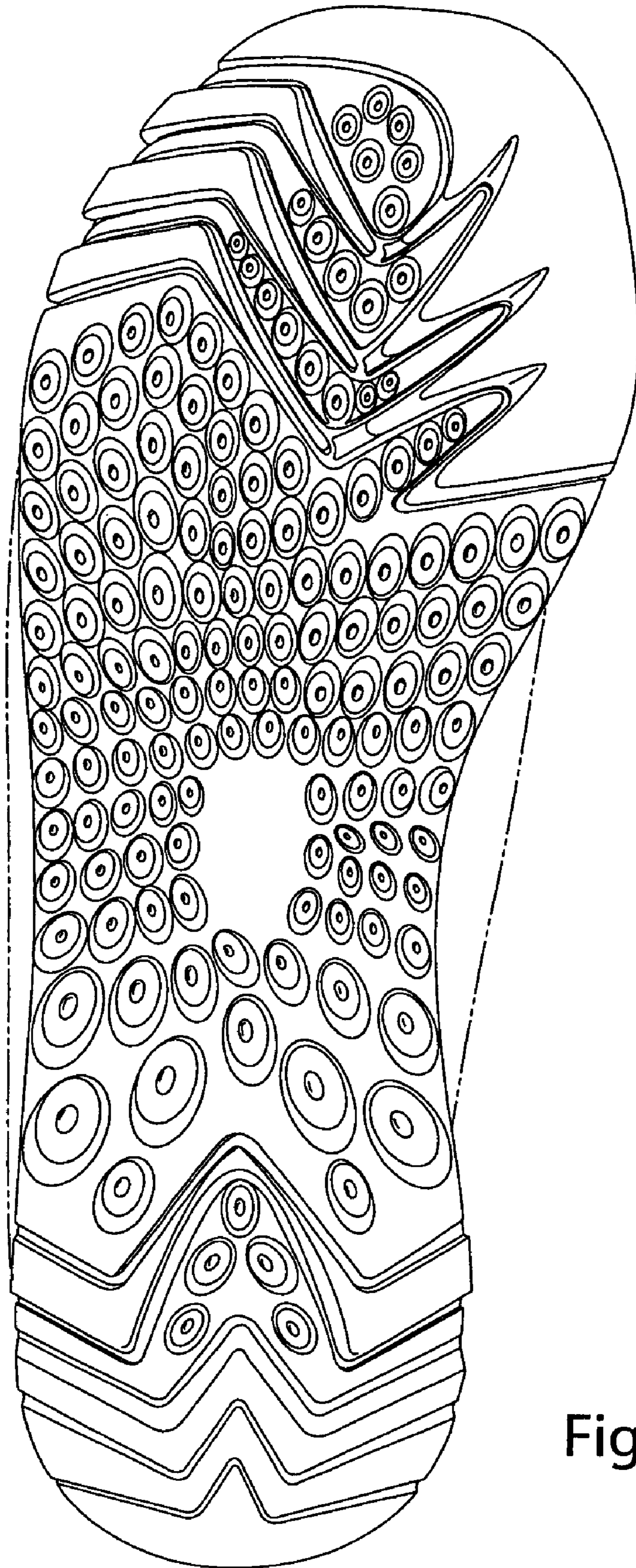


Fig. 2



Fig. 3



Fig. 4

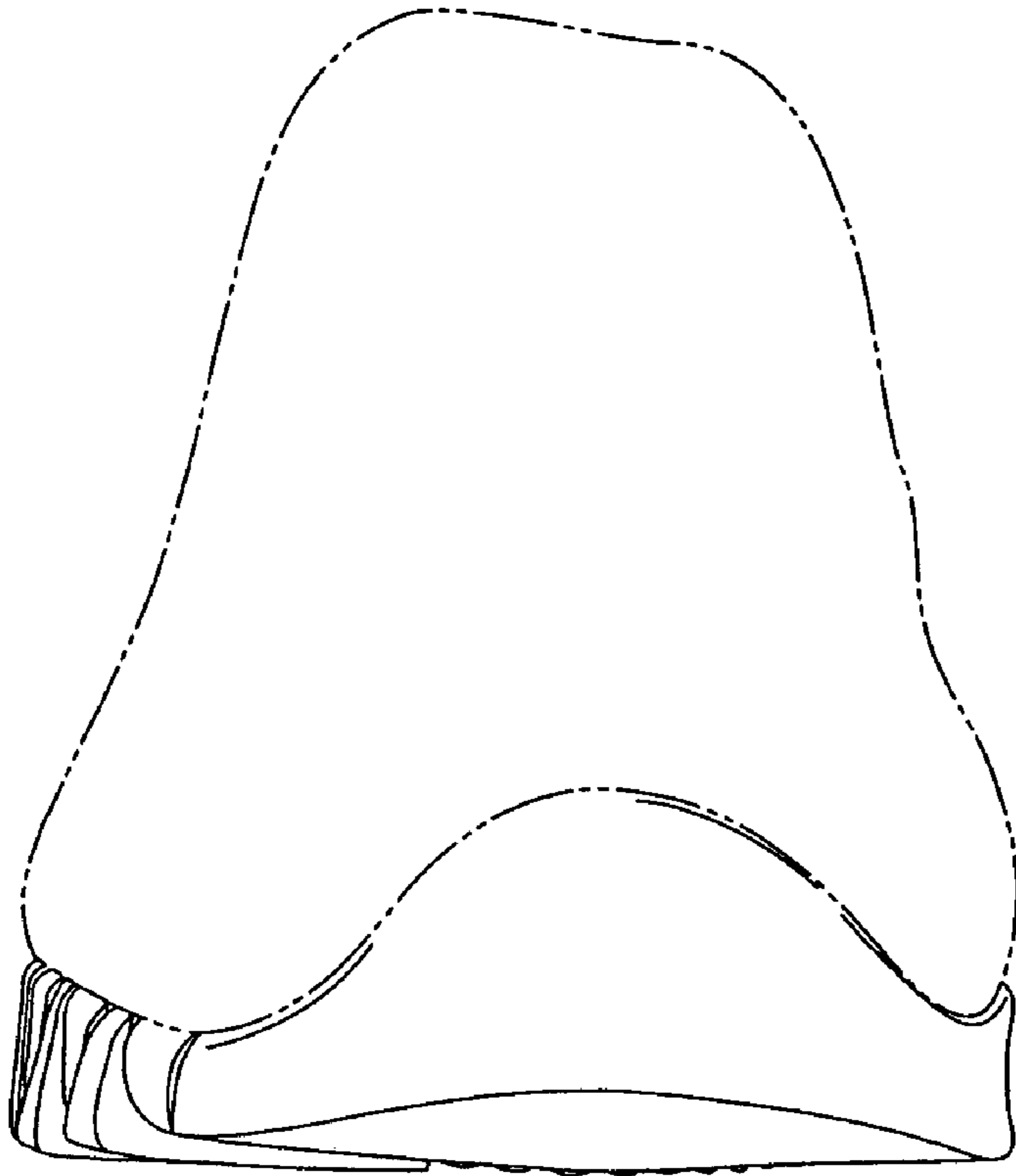


Fig. 5

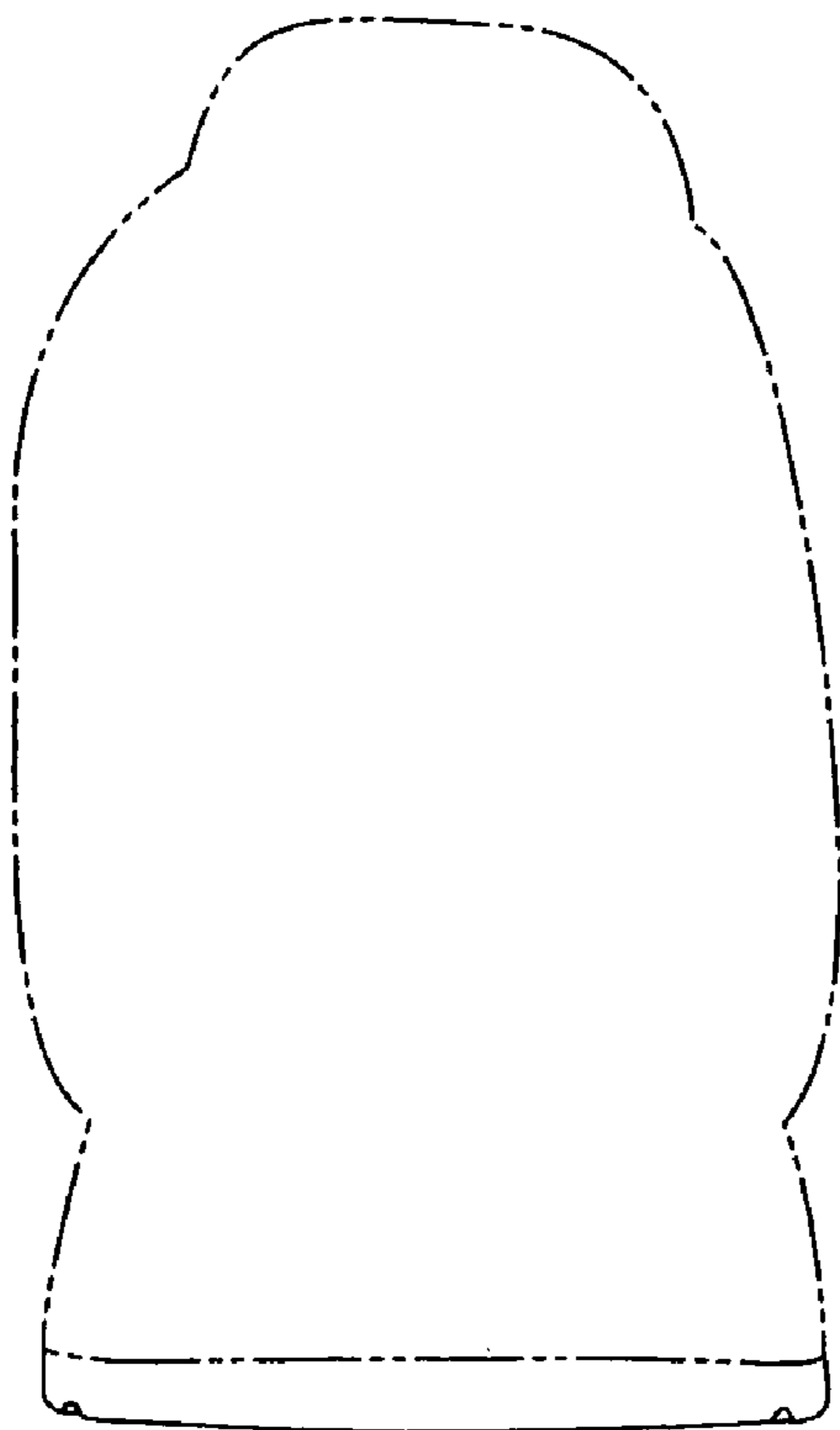


Fig. 6