



US00D550437S

(12) **United States Design Patent**  
**Belley et al.**

(10) **Patent No.:** **US D550,437 S**

(45) **Date of Patent:** **\*\* Sep. 11, 2007**

(54) **FOOTWEAR SOLE**

(75) Inventors: **Manon Belley**, Laval (CA); **Martin W. F. Dean**, St. Albans (GB); **Defne Yalkut**, Milan (IT)

(73) Assignee: **Wolverine World Wide, Inc.**, Rockford, MI (US)

(\*\*) Term: **14 Years**

(21) Appl. No.: **29/259,997**

(22) Filed: **May 18, 2006**

(51) **LOC (8) Cl.** ..... **02-04**

(52) **U.S. Cl.** ..... **D2/953; D2/954; D2/957; D2/960**

(58) **Field of Classification Search** ..... D2/902, D2/906, 908, 947, 951-960; D5/1, 47, 61; 36/3 B, 22 R, 24.5, 25 R, 28, 32 R, 67 A, 36/59 C, 103

See application file for complete search history.

(56) **References Cited**

**U.S. PATENT DOCUMENTS**

1,528,782 A *	3/1925	Perry	36/59 C
D231,161 S *	4/1974	Edmonds	D2/953
D247,692 S *	4/1978	Inohara	D2/962
D336,560 S *	6/1993	Peterson	D2/955
D387,890 S *	12/1997	Faulconer et al.	D2/953
5,718,063 A *	2/1998	Yamashita et al.	36/28
D403,144 S *	12/1998	Truelsen	D2/953
D481,854 S *	11/2003	Belley et al.	D2/953
6,748,675 B2 *	6/2004	Sato	36/30 R
D507,096 S *	7/2005	Chen	D2/953
D508,160 S *	8/2005	Sonnergren	
D522,724 S *	6/2006	Urie et al.	D2/954
D529,697 S *	10/2006	Earle	D2/960

D530,891 S *	10/2006	Matis et al.	D2/953
D539,516 S *	4/2007	McClaskie	D2/955
D540,516 S *	4/2007	Weitzman	D2/953
2005/0060914 A1 *	3/2005	Fuerst	36/102
2006/0283043 A1 *	12/2006	Lamstein	36/3 B

**OTHER PUBLICATIONS**

Merrell Spring 2000 Catalog, p. 41.

\* cited by examiner

*Primary Examiner*—Celia A. Murphy

(74) *Attorney, Agent, or Firm*—Warner Norcross & Judd LLP

(57) **CLAIM**

The ornamental design for footwear sole, as shown and described.

**DESCRIPTION**

FIG. 1 is a perspective view of the footwear sole embodying the new design;

FIG. 2 is a bottom view thereof;

FIG. 3 is a reduced right side view thereof;


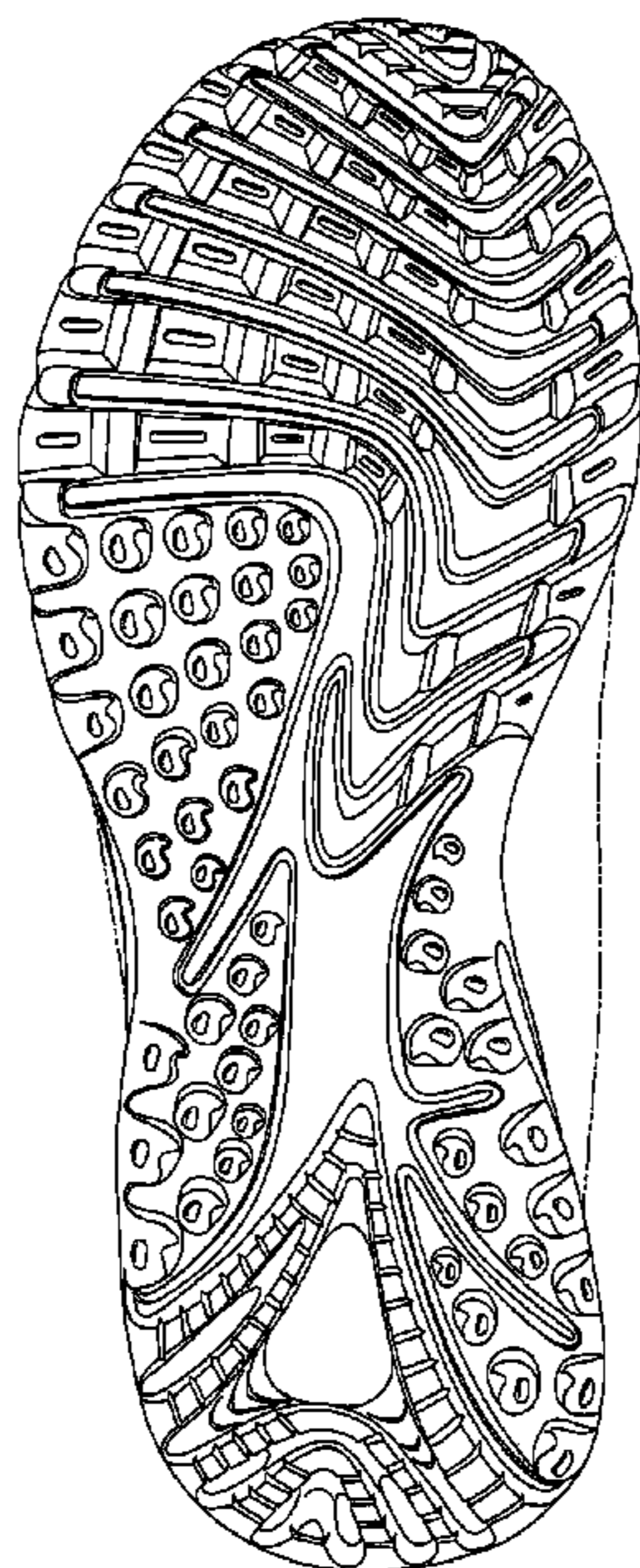
FIG. 4 is a reduced left side view thereof;

FIG. 5 is a reduced front view thereof; and,

FIG. 6 is a reduced rear view thereof.

FIGS. 1-6 show features of an article of footwear in phantom lines. These features are shown for environmental purposes and do not form any part of the claimed design. Further, the phantom lines immediately adjacent the solid-line portions of the design form the boundary of the design, with the phantom lines forming no part of the claimed design.

**1 Claim, 4 Drawing Sheets**



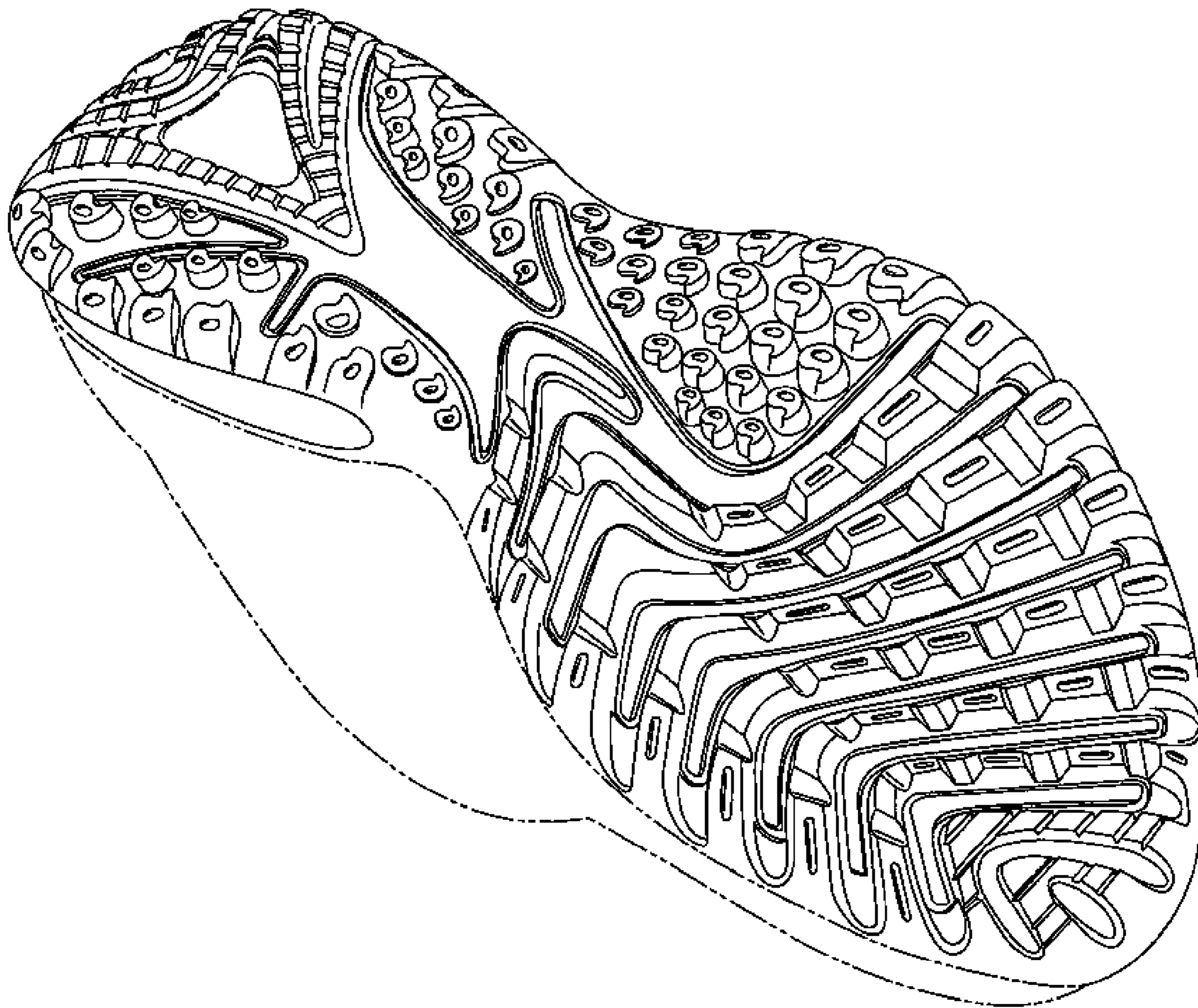


Fig. 1

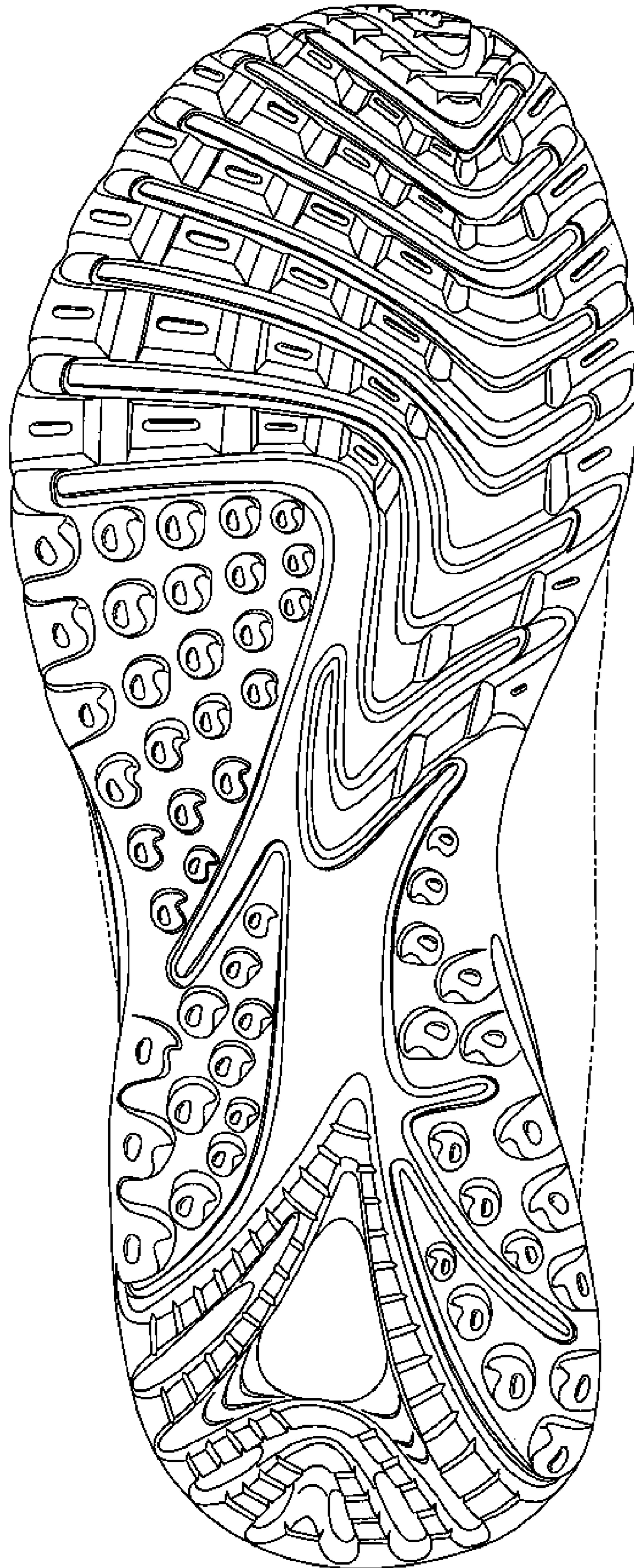


Fig. 2






Fig. 3



Fig. 4

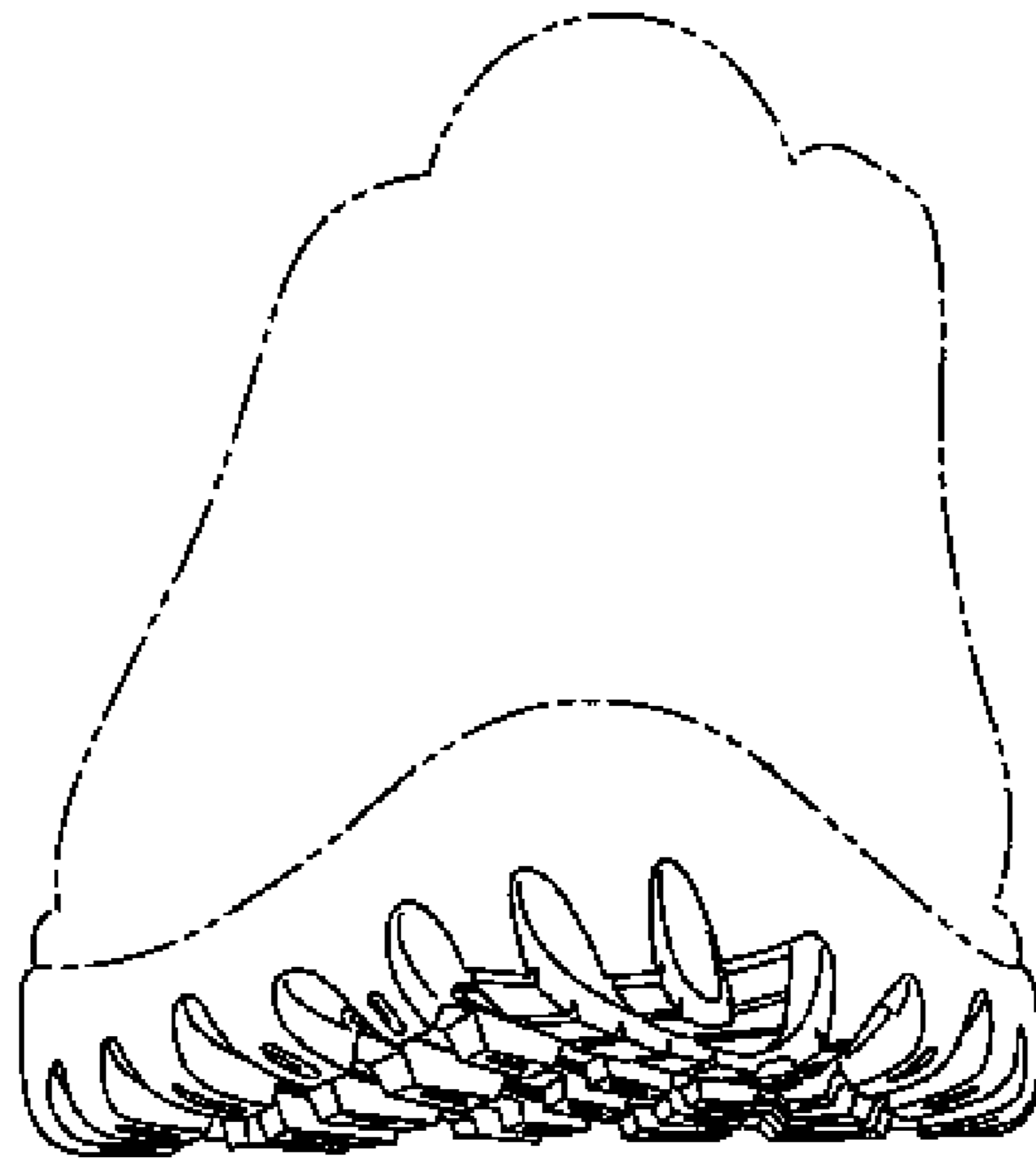


Fig. 5

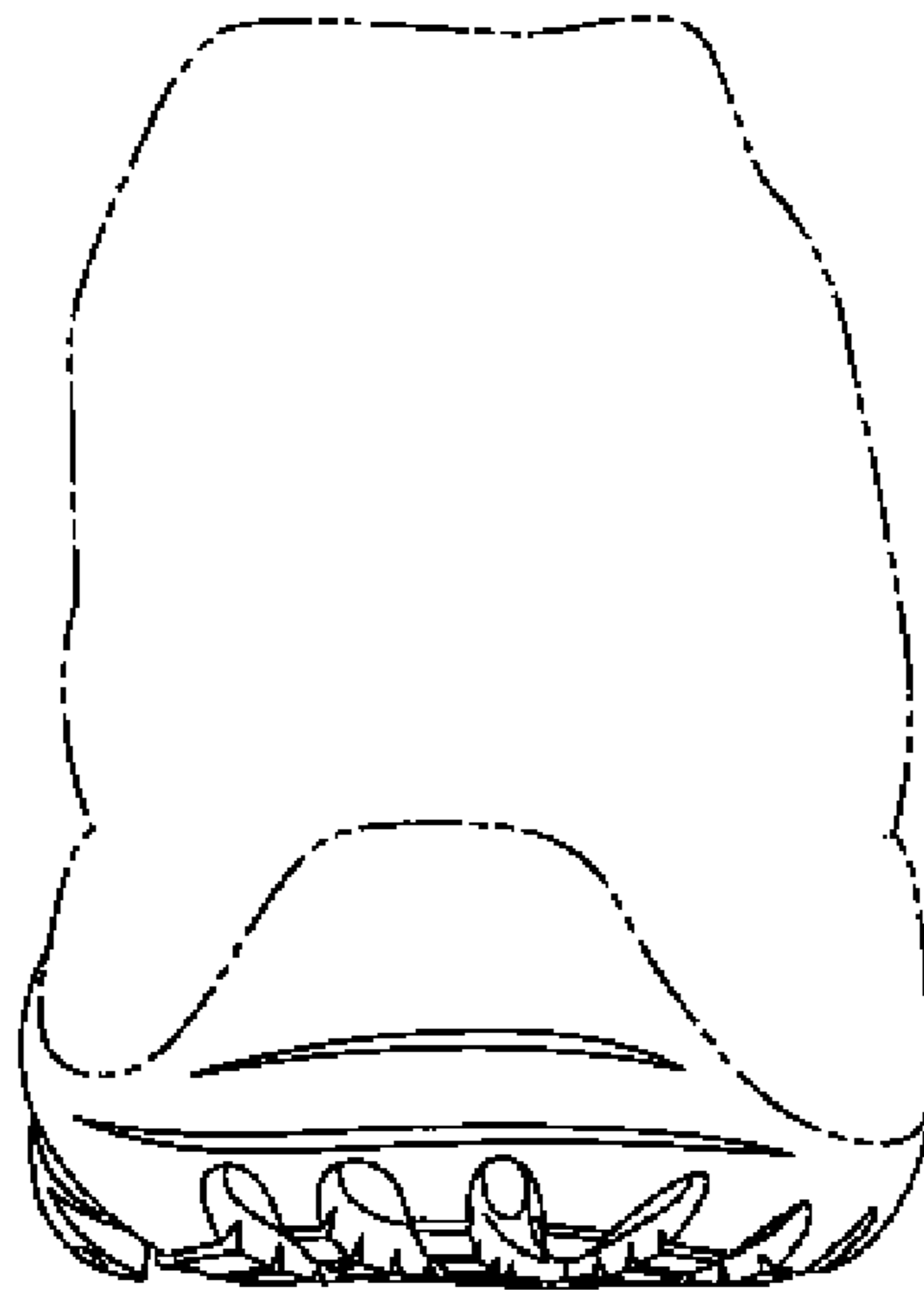


Fig. 6