



US00D550435S

(12) **United States Design Patent**
Schoenborn et al.

(10) **Patent No.:** **US D550,435 S**

(45) **Date of Patent:** **** Sep. 11, 2007**

(54) **FOOTWEAR SOLE**

(75) Inventors: **Mary L. Schoenborn**, Rockford, MI
(US); **Tuan N. Le**, Portland, OR (US)

(73) Assignee: **Wolverine World Wide, Inc.**,
Rockford, MI (US)

(**) Term: **14 Years**

(21) Appl. No.: **29/231,185**

(22) Filed: **Jun. 2, 2005**

(51) **LOC (8) Cl.** **02-04**

(52) **U.S. Cl.** **D2/953; D2/947; D2/951;**
D2/977

(58) **Field of Classification Search** D2/902,
D2/911, 943, 946-949, 951-960, 977; D12/513,
D12/545, 580, 583, 602; 36/3 B, 22 R, 24.5,
36/25 R, 28, 32 R, 34 R, 59 C, 91, 76 R
See application file for complete search history.

(56) **References Cited**

U.S. PATENT DOCUMENTS

104,643	A *	6/1870	Punderford	36/73
234,030	A *	11/1880	Hadley et al.	36/72 R
398,453	A *	2/1889	Schnarr	36/72 R
881,079	A *	3/1908	Jolitz	36/72 R
1,051,880	A *	2/1913	Glenn	36/72 R
D76,541	S *	10/1928	Hopwood	D2/953
2,297,552	A *	9/1942	Hansen	36/150
4,619,056	A *	10/1986	Lin et al.	36/43
4,694,591	A *	9/1987	Banich et al.	36/102
D324,448	S *	3/1992	Blissett	D2/953
5,105,565	A *	4/1992	Barret	36/117.2
D343,506	S *	1/1994	Kusuki et al.	D2/954
D345,243	S *	3/1994	Hatfield	D2/977
D361,881	S *	9/1995	Hatfield	D2/951
5,491,909	A *	2/1996	Darby	36/28
D380,289	S *	7/1997	Sand	D2/959

D384,798	S *	10/1997	Gray	D2/964
D387,864	S *	12/1997	Hatfield	D2/953
D401,739	S *	12/1998	James	D2/946
5,913,530	A *	6/1999	Berger et al.	280/607
D412,237	S *	7/1999	Hatfield	D2/947
D416,380	S *	11/1999	Werman	D2/959

(Continued)

OTHER PUBLICATIONS

Merrell Fall 2000 Catalog, p. 27.

(Continued)

Primary Examiner—Celia A. Murphy

(74) *Attorney, Agent, or Firm*—Warner Norcross & Judd
LLP

(57) **CLAIM**

The ornamental design for footwear sole, as shown and
described.

DESCRIPTION

FIG. 1 is a perspective view of the footwear sole embodying
the new design;

FIG. 2 is a top plan view thereof;

FIG. 3 is a right side view thereof;

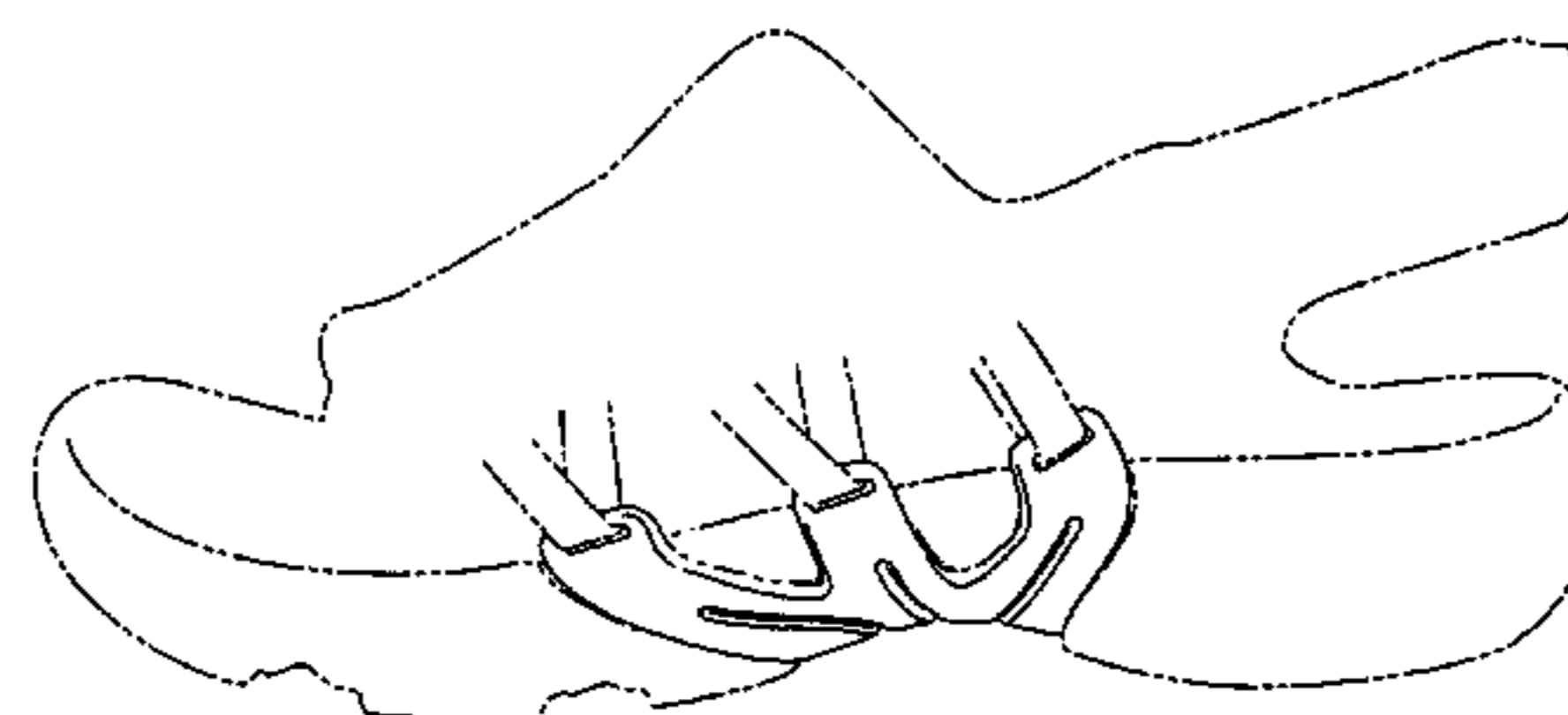
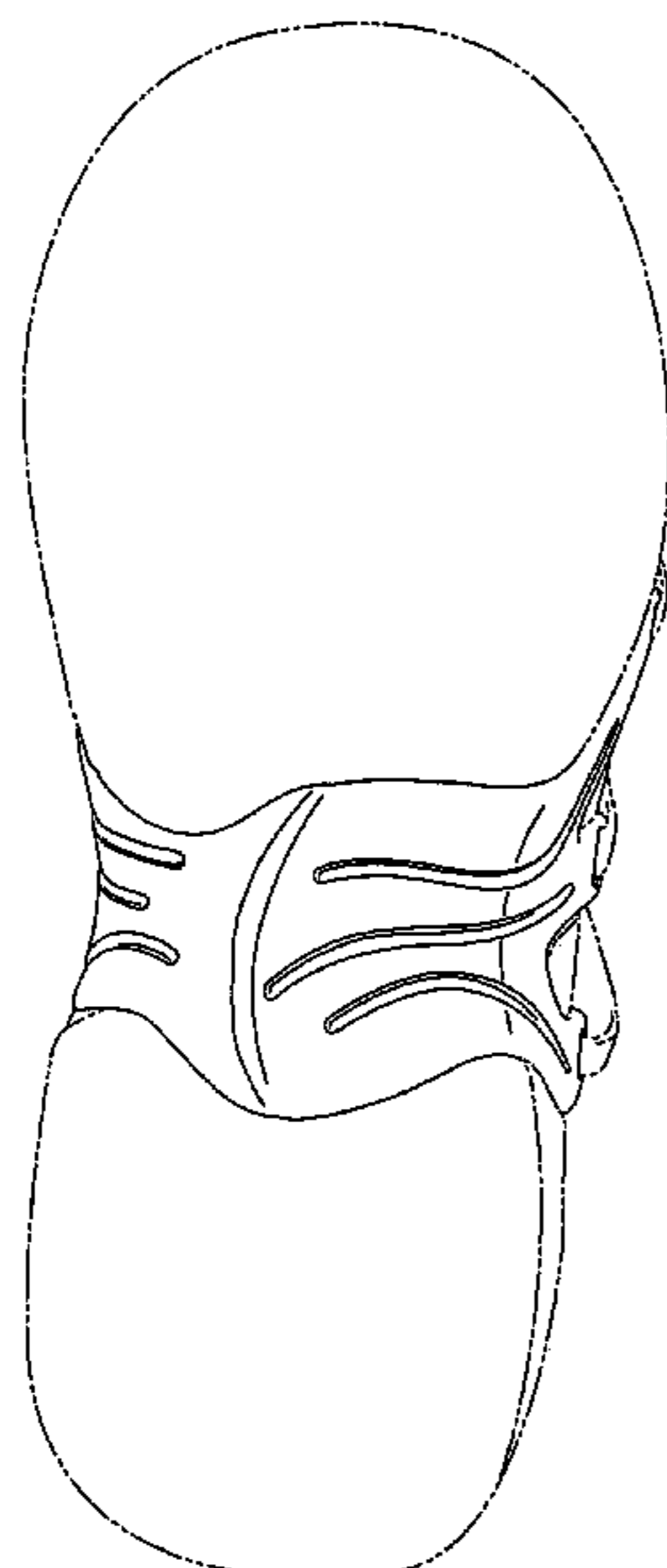
FIG. 4 is a left side view thereof;

FIG. 5 is a front view thereof; and,

FIG. 6 is a rear view thereof.

FIGS. 1-6 show features of an article of footwear in
phantom lines. These features are shown for environmental
purposes and do not form any part of the claimed design.
Further, the phantom lines immediately adjacent the solid-
line portions of the design form the boundary of the design,
with the phantom lines forming no part of the claimed
design.

1 Claim, 4 Drawing Sheets



US D550,435 S

Page 2

U.S. PATENT DOCUMENTS

6,006,451	A *	12/1999	Morris et al.	36/115	D506,306	S *	6/2005	Teague	D2/960
6,080,033	A *	6/2000	Fladwood et al.	446/26	D507,401	S *	7/2005	Sedlbauer	D2/959
D436,718	S *	1/2001	Patterson et al.	D2/956	D512,828	S *	12/2005	Kubo et al.	D2/977
6,196,569	B1 *	3/2001	Berger et al.	280/607	D520,721	S *	5/2006	White et al.	D2/957
D440,385	S *	4/2001	Matis et al.	D2/953	D520,732	S *	5/2006	Mitani et al.	D2/977
D441,944	S *	5/2001	Rogers	D2/956	D522,219	S *	6/2006	Young	D2/954
6,389,712	B1 *	5/2002	Schelling	36/15	D528,777	S *	9/2006	McDowell	D2/977
D462,510	S *	9/2002	Goodrich et al.	D2/961	D532,962	S *	12/2006	Teteriatnikov	D2/971
D474,877	S *	5/2003	Belley et al.	D2/953	2002/0088144	A1 *	7/2002	Katz et al.	36/88
D478,715	S *	8/2003	Burt	D2/954	2002/0148142	A1 *	10/2002	Oorei et al.	36/129
6,606,803	B1 *	8/2003	Ritter et al.	36/11.5	2003/0182820	A1 *	10/2003	Fuerst et al.	36/11.5
D492,095	S *	6/2004	Sanchez et al.	D2/896	2005/0138849	A1 *	6/2005	Morrow et al.	36/117.1
D492,472	S *	7/2004	Ortuno Santa	D2/902					
6,772,541	B1 *	8/2004	Ritter et al.	36/88					
D496,523	S *	9/2004	Fuerst	D2/953					
D504,757	S *	5/2005	Schoenborn et al.	D2/952					

OTHER PUBLICATIONS

HyTest 1997 Catalog, pp. 64, 65.

* cited by examiner

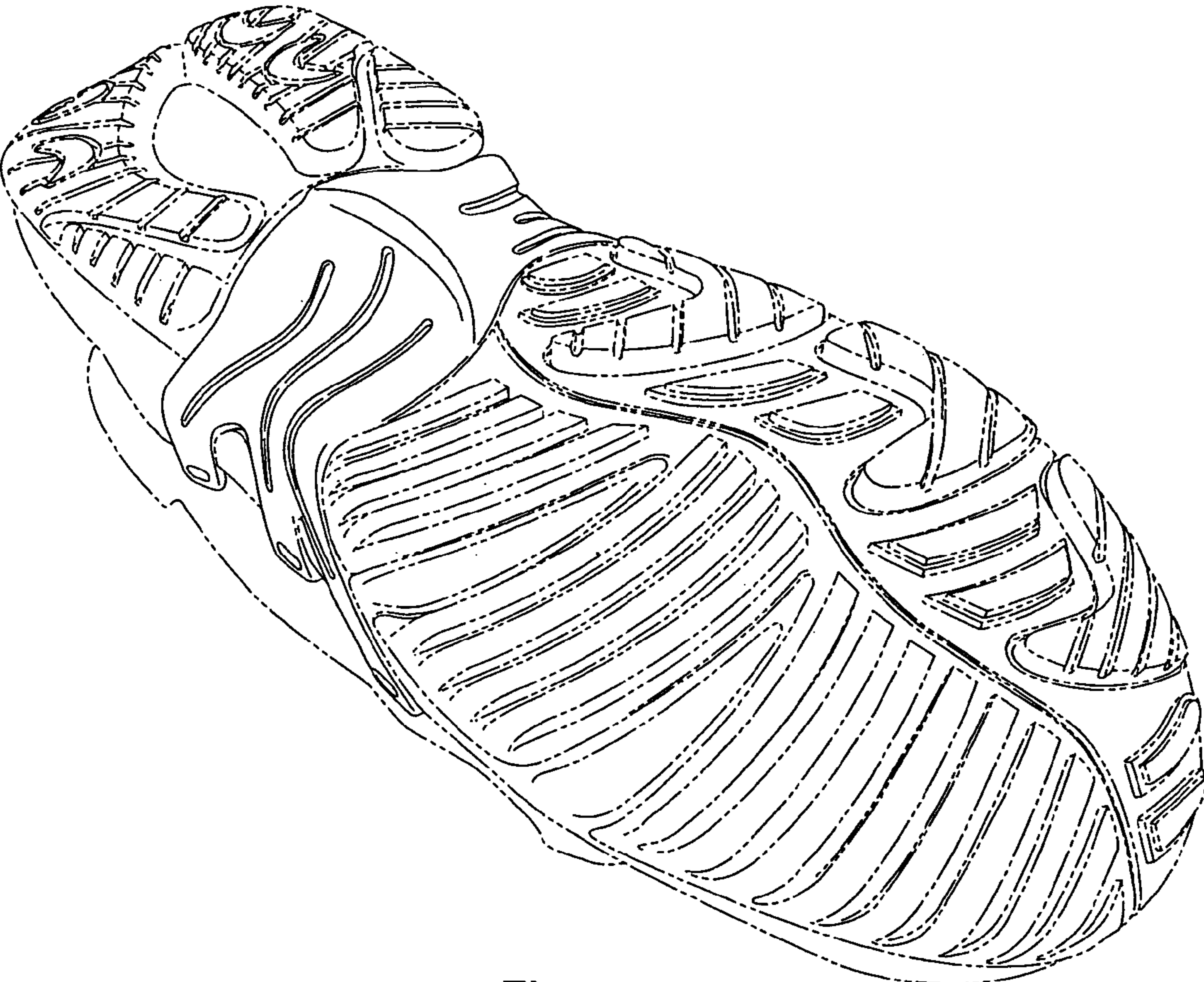


Fig. 1

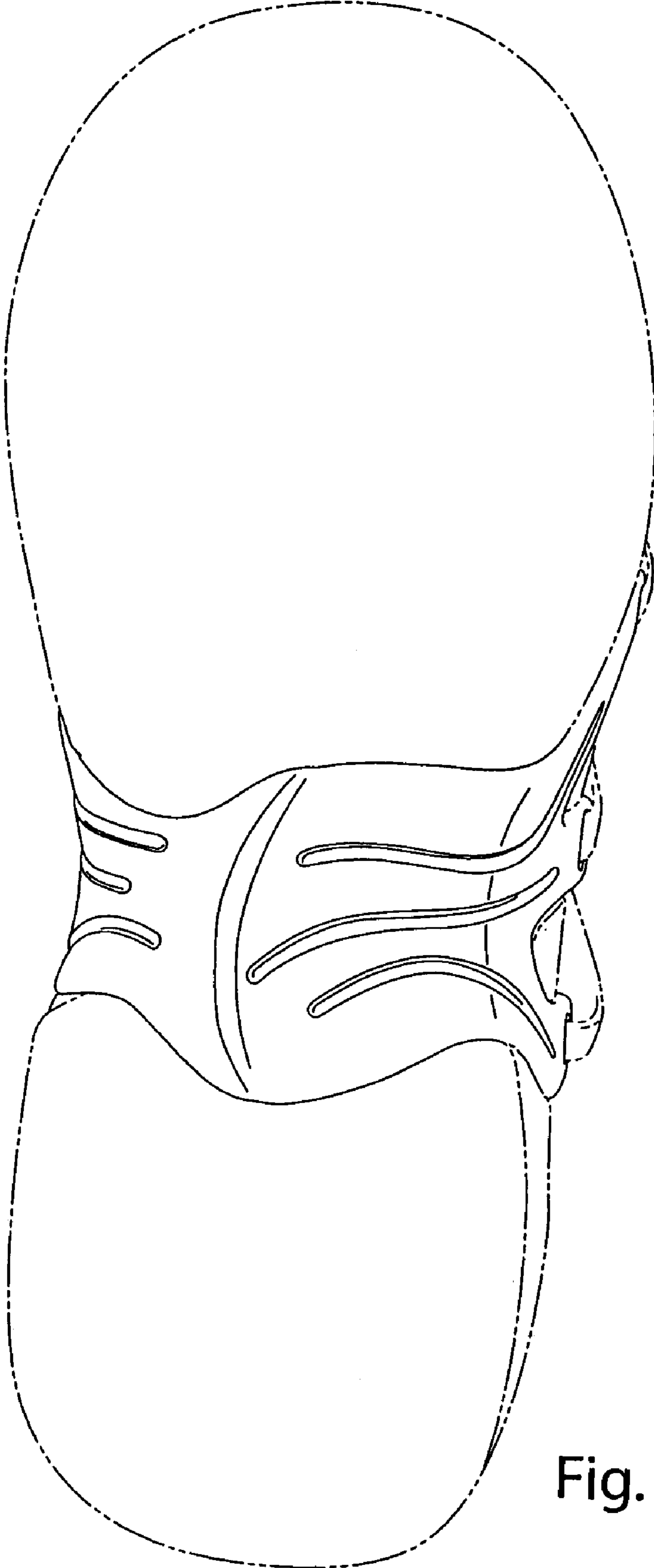


Fig. 2

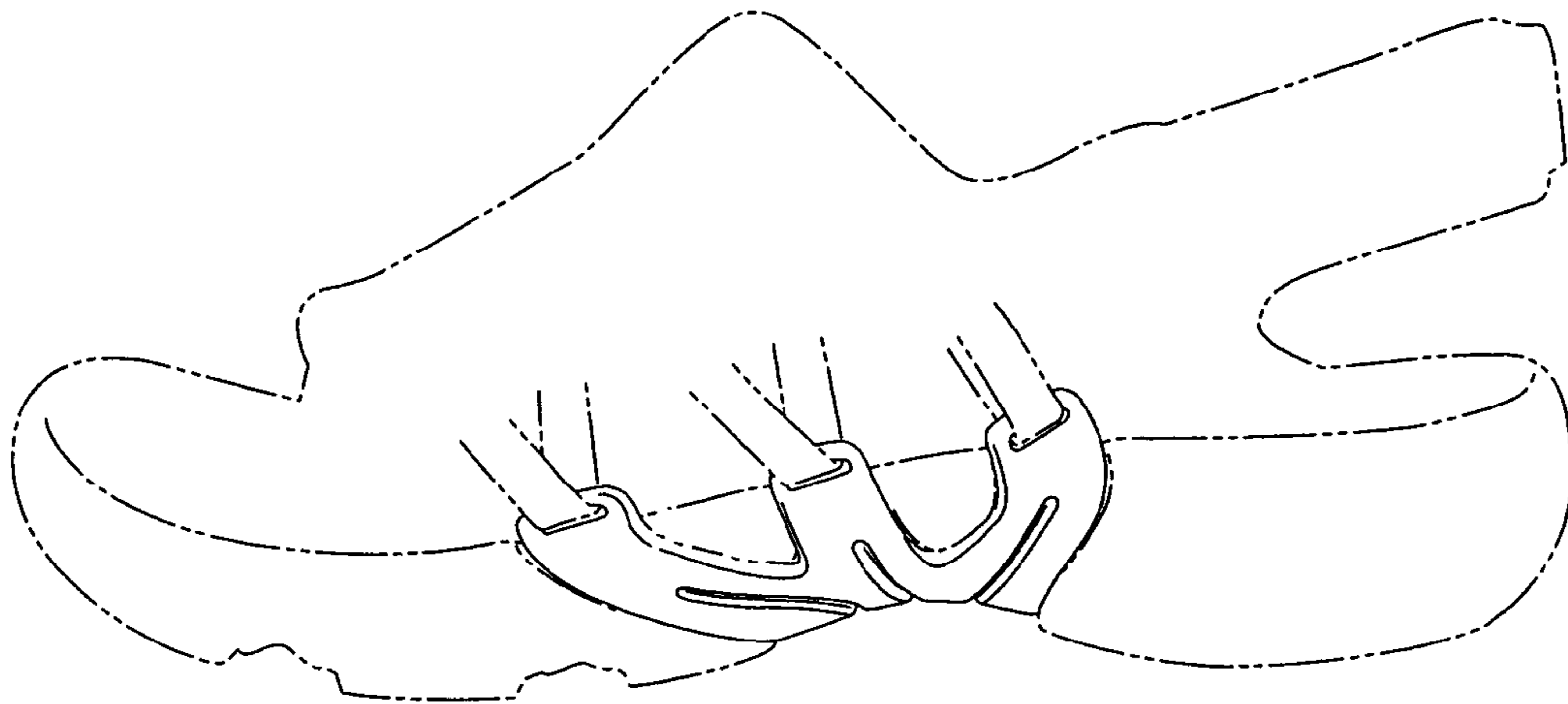


Fig. 3

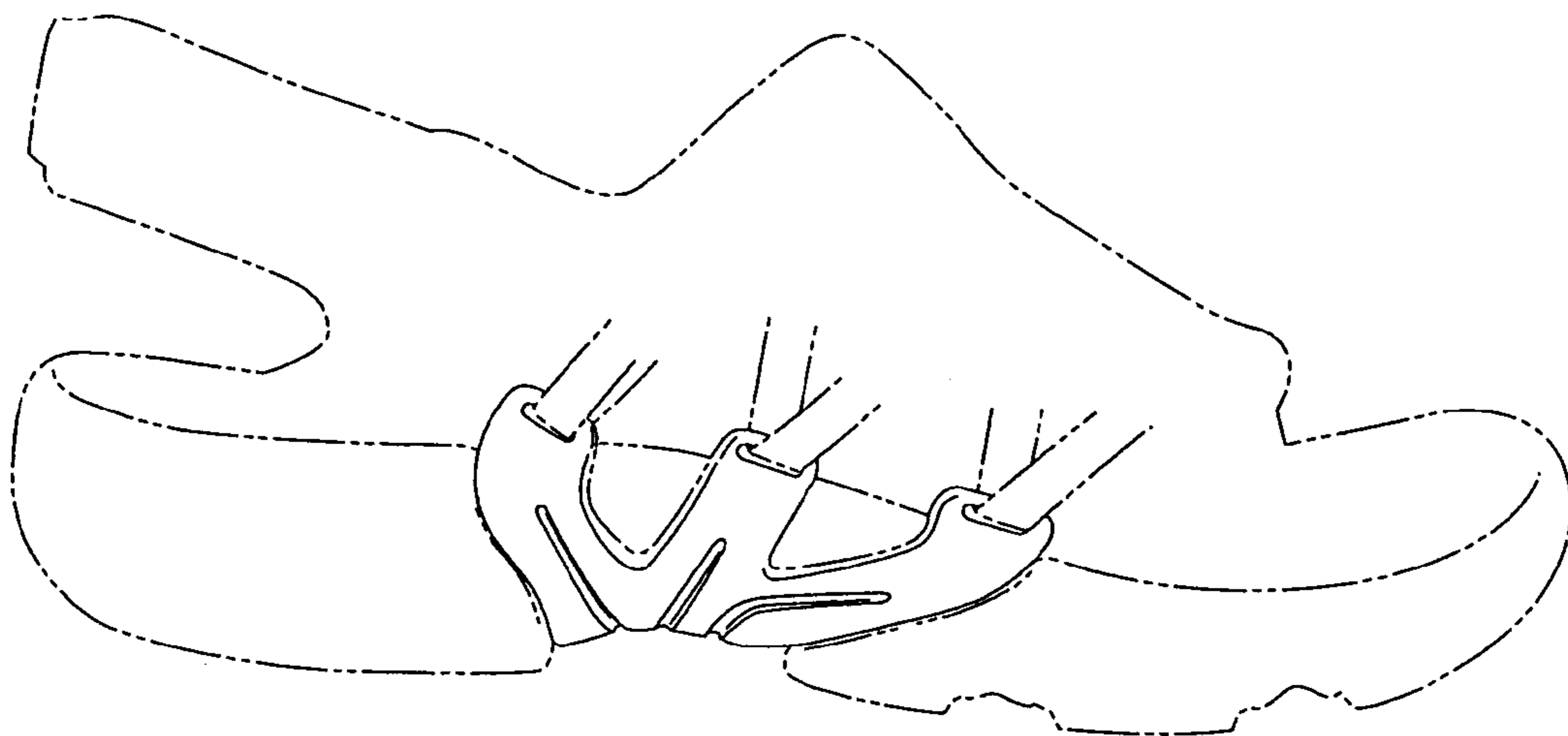


Fig. 4




Fig. 5

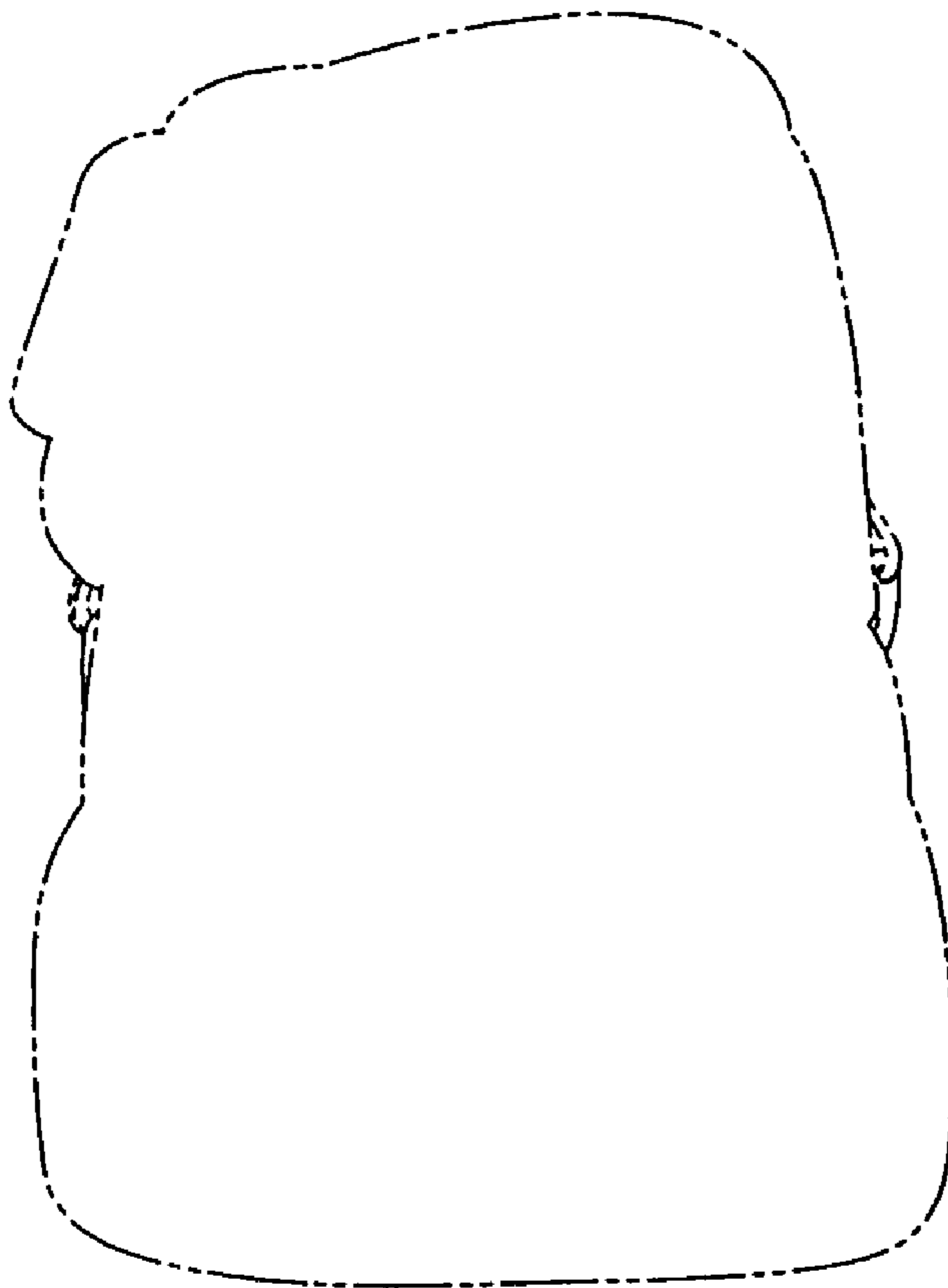


Fig. 6