



US00D550430S

(12) **United States Design Patent**  
**Martin, Jr.**

(10) **Patent No.:** **US D550,430 S**

(45) **Date of Patent:** **\*\* Sep. 11, 2007**

(54) **FASHION ACCESSORY**

(76) **Inventor:** **Robert Martin, Jr.**, 7700 Sunset Blvd.,  
Suite 200, Los Angeles, CA (US) 90046

(\*\*) **Term:** **14 Years**

(21) **Appl. No.:** **29/264,821**

(22) **Filed:** **Aug. 18, 2006**

(51) **LOC (8) Cl.** ..... **02-99**

(52) **U.S. Cl.** ..... **D2/946; D2/976; D11/3;**  
D11/86

(58) **Field of Classification Search** ..... D2/946,  
D2/976; D11/210, 211, 3, 4, 6, 86, 11, 91;  
24/712, 712.1-712.3

See application file for complete search history.

(56) **References Cited**

**U.S. PATENT DOCUMENTS**

D128,494	S	*	7/1941	Lerner et al.	.....	D11/11
2,674,021	A	*	4/1954	Cataldi	.....	24/712.3
3,473,198	A		10/1969	Meier		
D265,635	S	*	8/1982	Barr	.....	D11/6
4,485,529	A	*	12/1984	Blum	.....	24/712.2
D308,281	S		6/1990	Bergman et al.		
D308,283	S		6/1990	Bergman et al.		
D308,284	S		6/1990	Bergman et al.		
D383,085	S	*	9/1997	Nyqvist	.....	D11/86
D390,695	S		2/1998	Prats		
D404,337	S	*	1/1999	Goodman et al.	.....	D11/86
D407,553	S		4/1999	Resch		
D407,554	S		4/1999	Resch		
6,415,629	B1	*	7/2002	Chan	.....	D11/91
D480,323	S	*	10/2003	Levi	.....	D11/91
D497,566	S	*	10/2004	Pucci	.....	D11/4
D506,943	S	*	7/2005	Erickson	.....	D11/3
D520,732	S	*	5/2006	Mitani et al.	.....	D2/946
7,124,482	B2	*	10/2006	Kim	.....	24/712.1

**OTHER PUBLICATIONS**

U.S. Appl. No. 29/241,019, filed Oct. 20, 2005, Robert B. Martin, Jr.

\* cited by examiner

*Primary Examiner*—Dominic Simone

(57) **CLAIM**

The ornamental design for a fashion accessory, as shown and described.

**DESCRIPTION**

FIG. 1 is a front elevational view of a pair of fashion accessory in use on a shoelace, showing my new design;

FIG. 2 is a front perspective view thereof;

FIG. 3 is a rear perspective view thereof;

FIG. 4 is a front perspective view of a second embodiment of FIG. 2;

FIG. 5 is a rear perspective view of FIG. 4;

FIG. 6 is a top plan view of FIG. 2;

FIG. 7 is a bottom plan view of FIG. 2;

FIG. 8 is a side elevational view of FIG. 2;

FIG. 9 is an opposite side view of FIG. 8;

FIG. 10 is a front elevational view of FIG. 2;

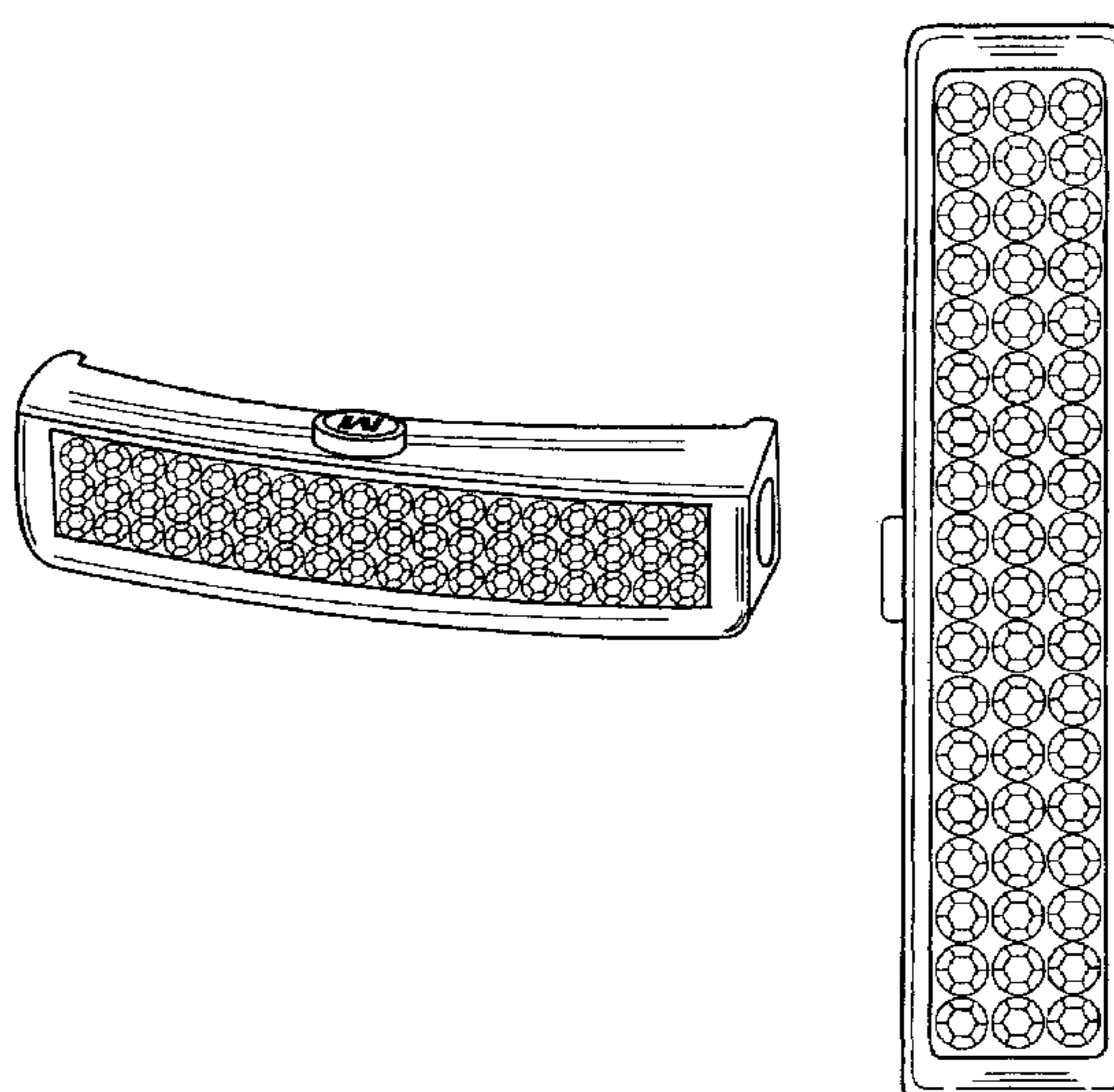

FIG. 11 is a rear elevational view of FIG. 10;

FIG. 12 shows a front elevational view of a fashion accessory when used to decorate a bracelet or wristband; and,

FIG. 13 shows a front elevational view of a fashion accessory when used to decorate a necklace or neckband.

The broken line showing in FIGS. 1, 12 and 13 are for illustrative purposes only and form no part of the claimed design.

**1 Claim, 7 Drawing Sheets**



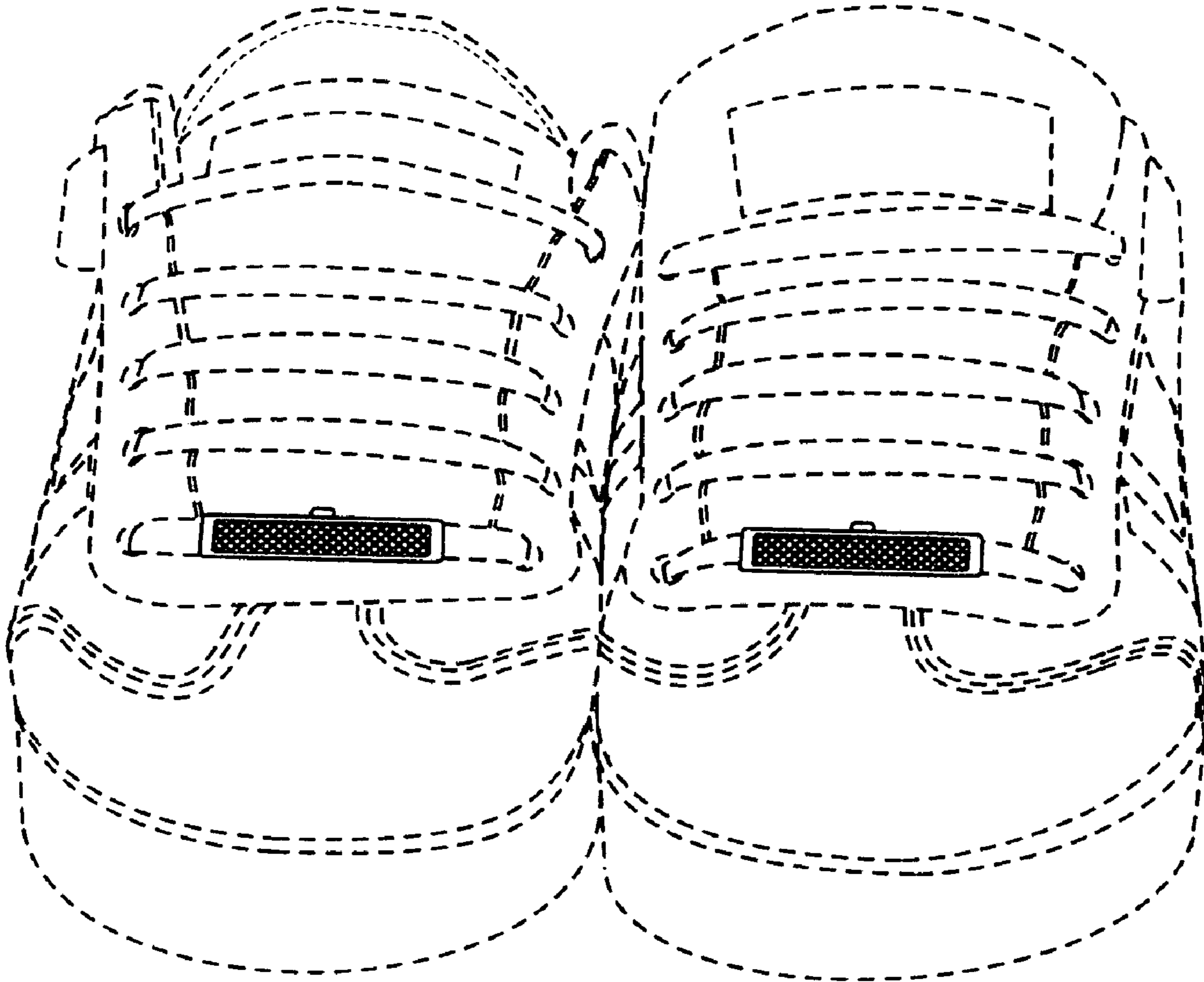


Fig. 1

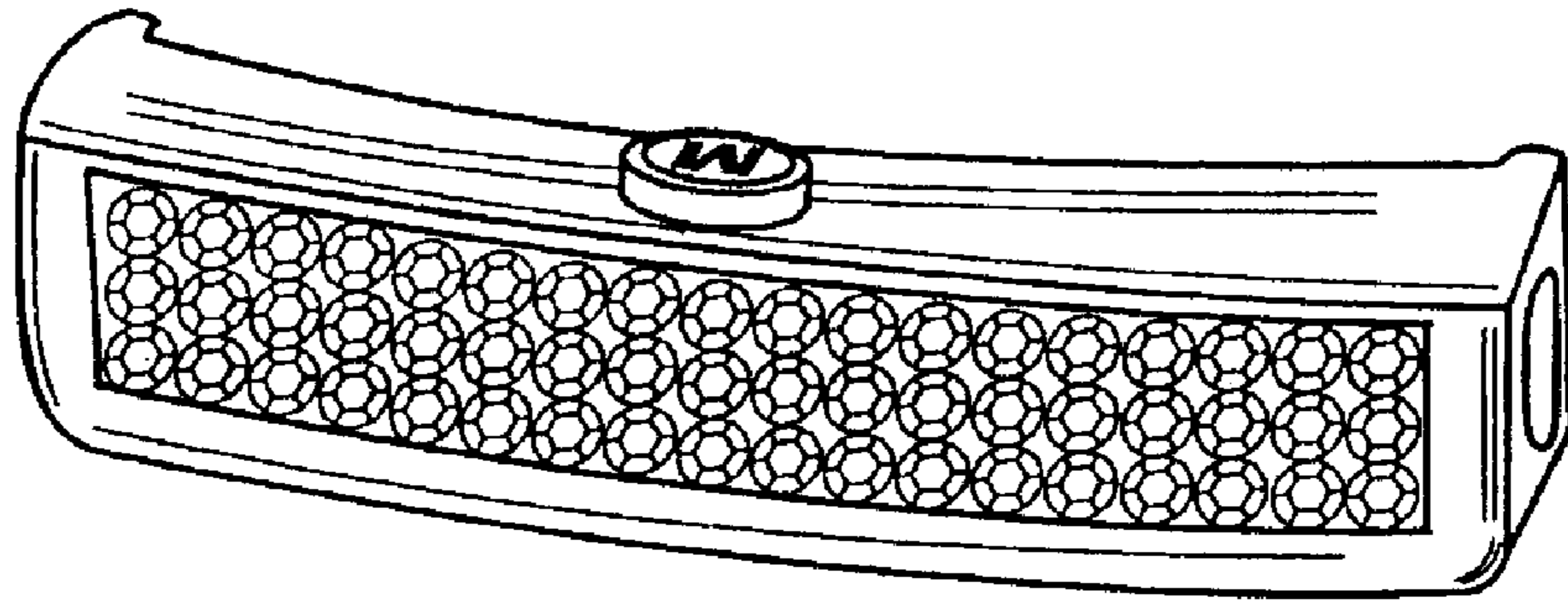


Fig. 2

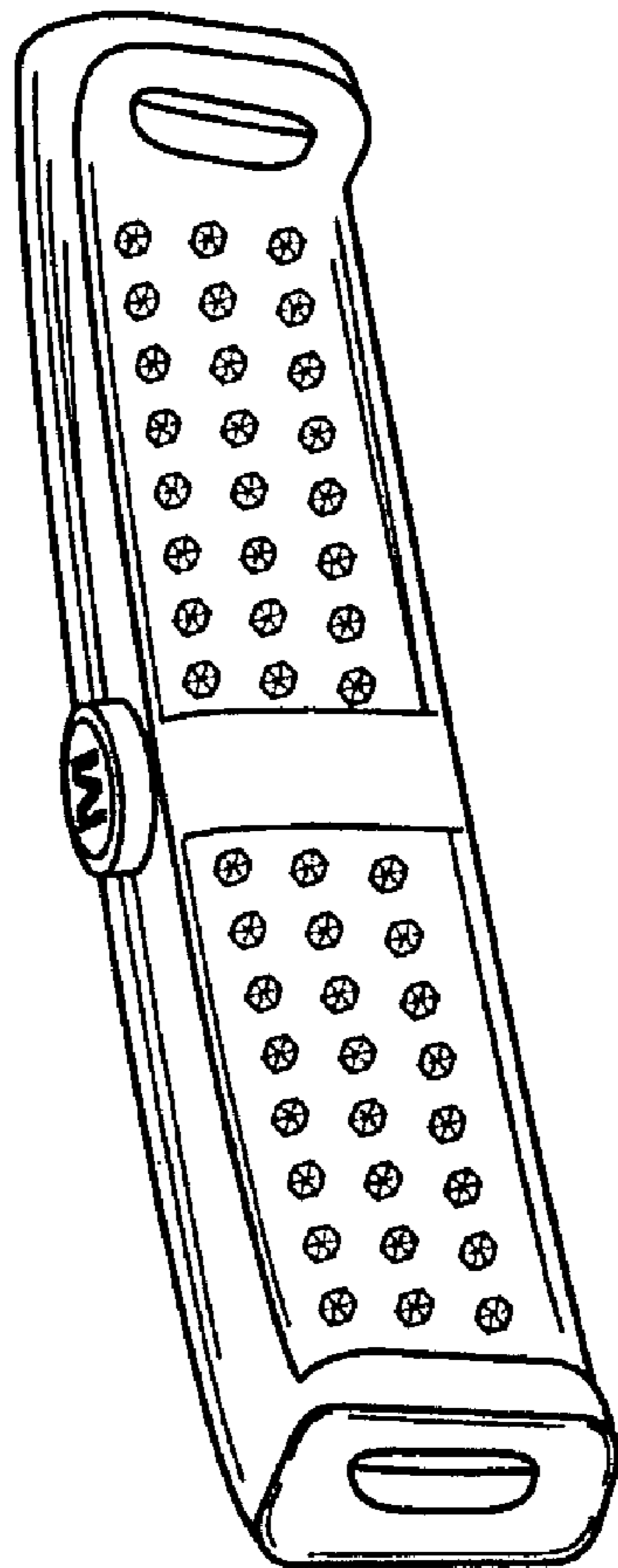


Fig. 3




Fig. 4




Fig. 5



Fig. 6




Fig. 7

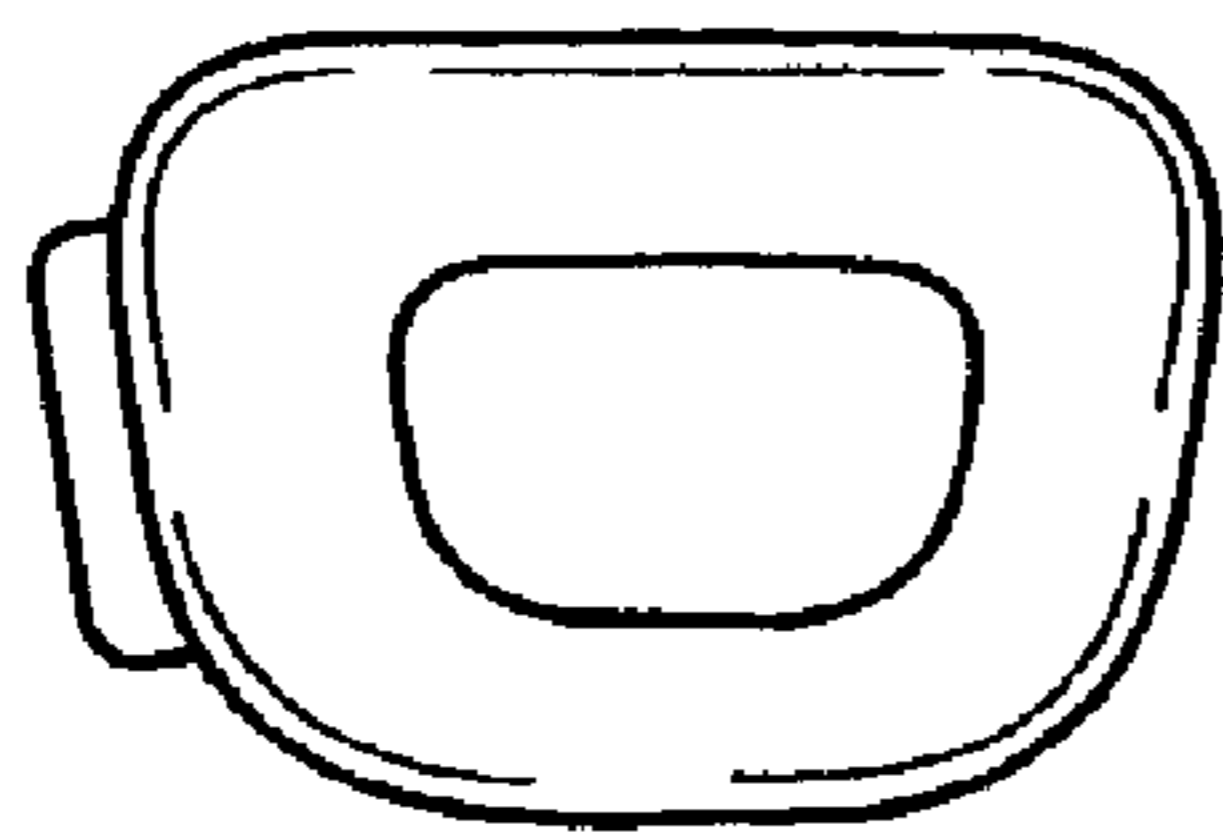


Fig. 8

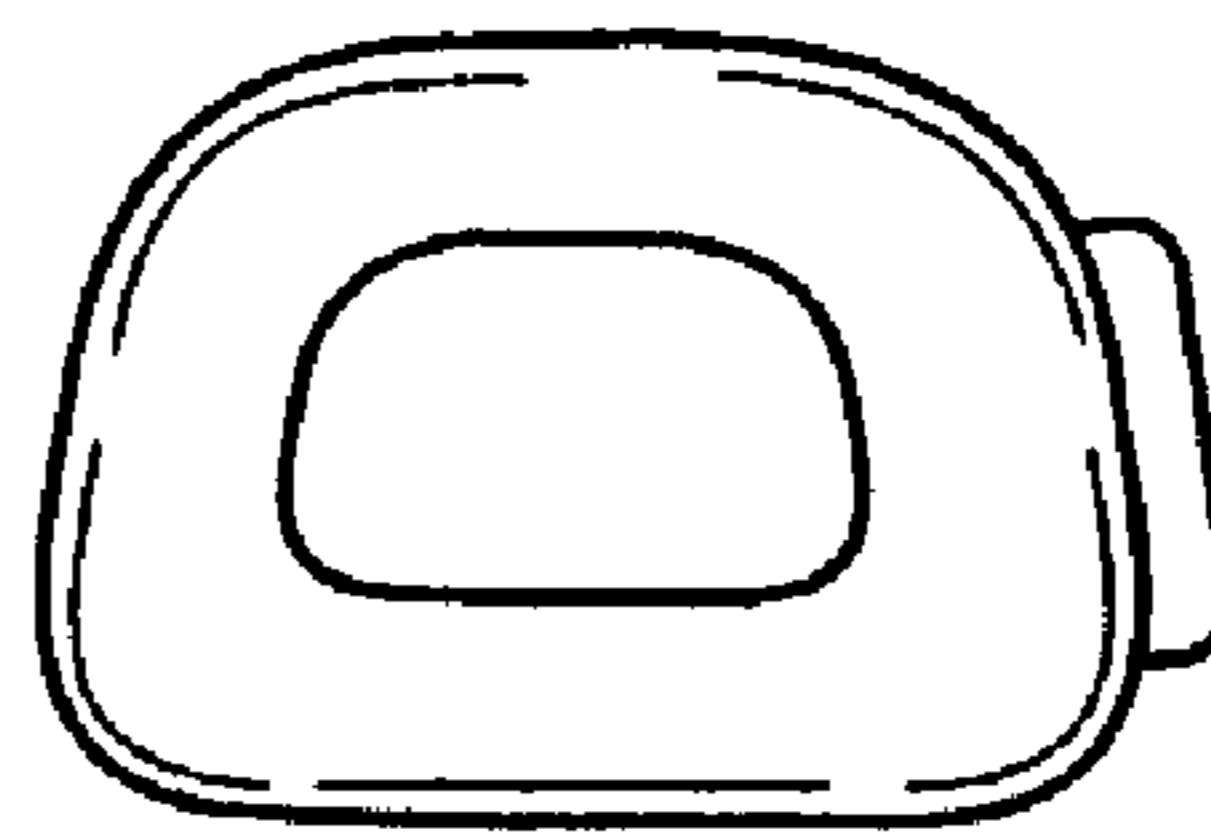


Fig. 9




Fig. 10

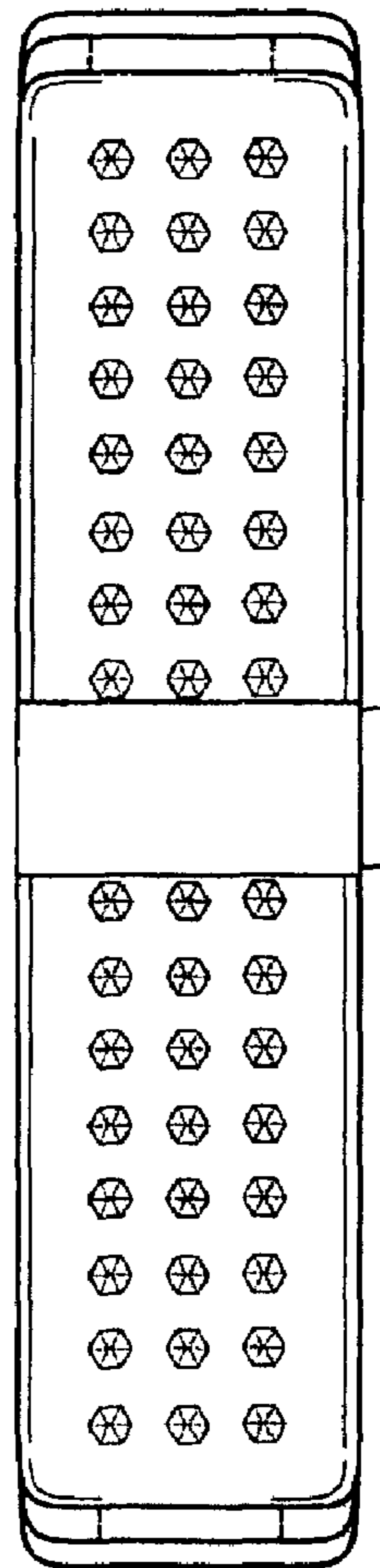


Fig. 11

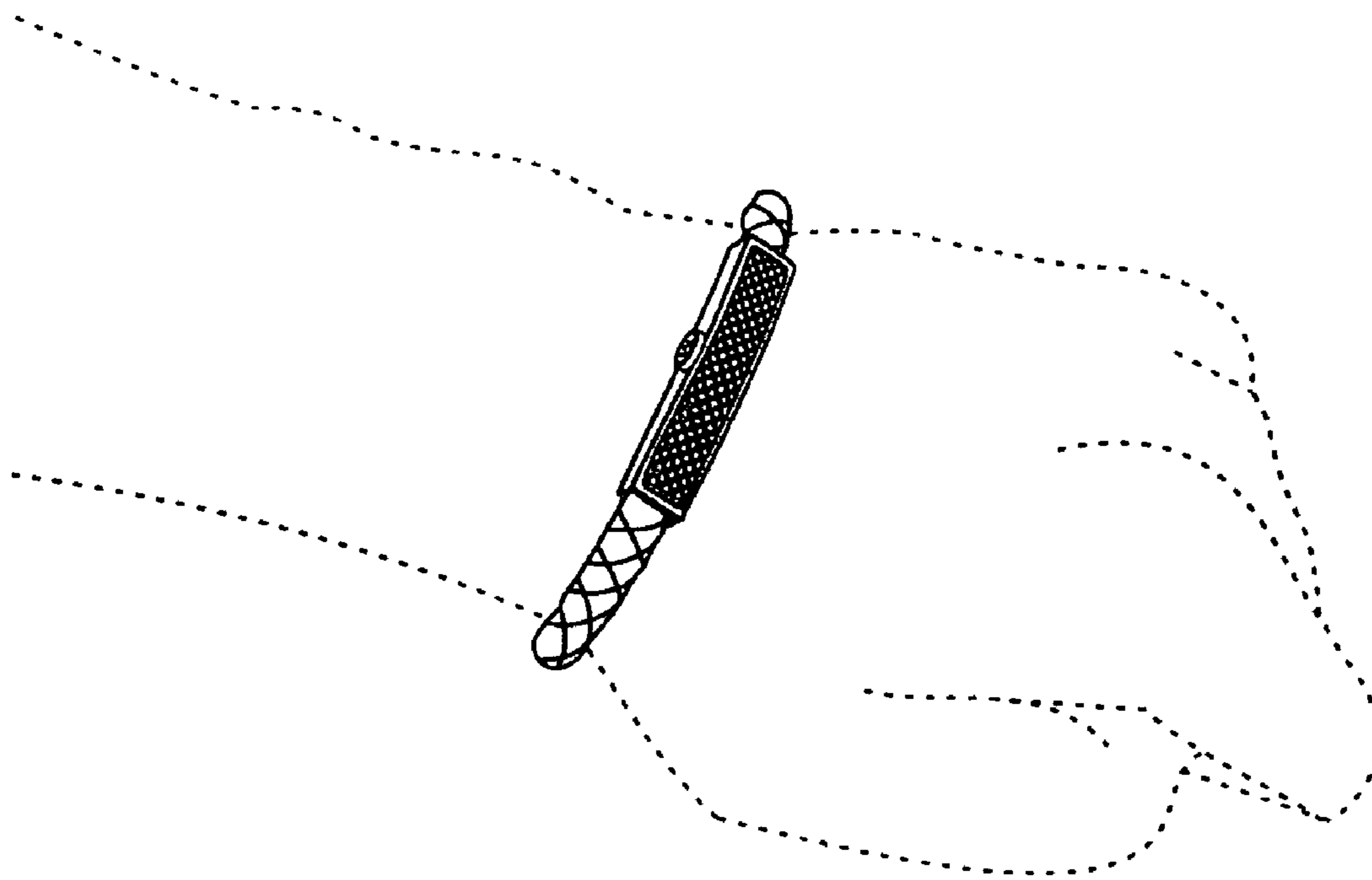


Fig. 12

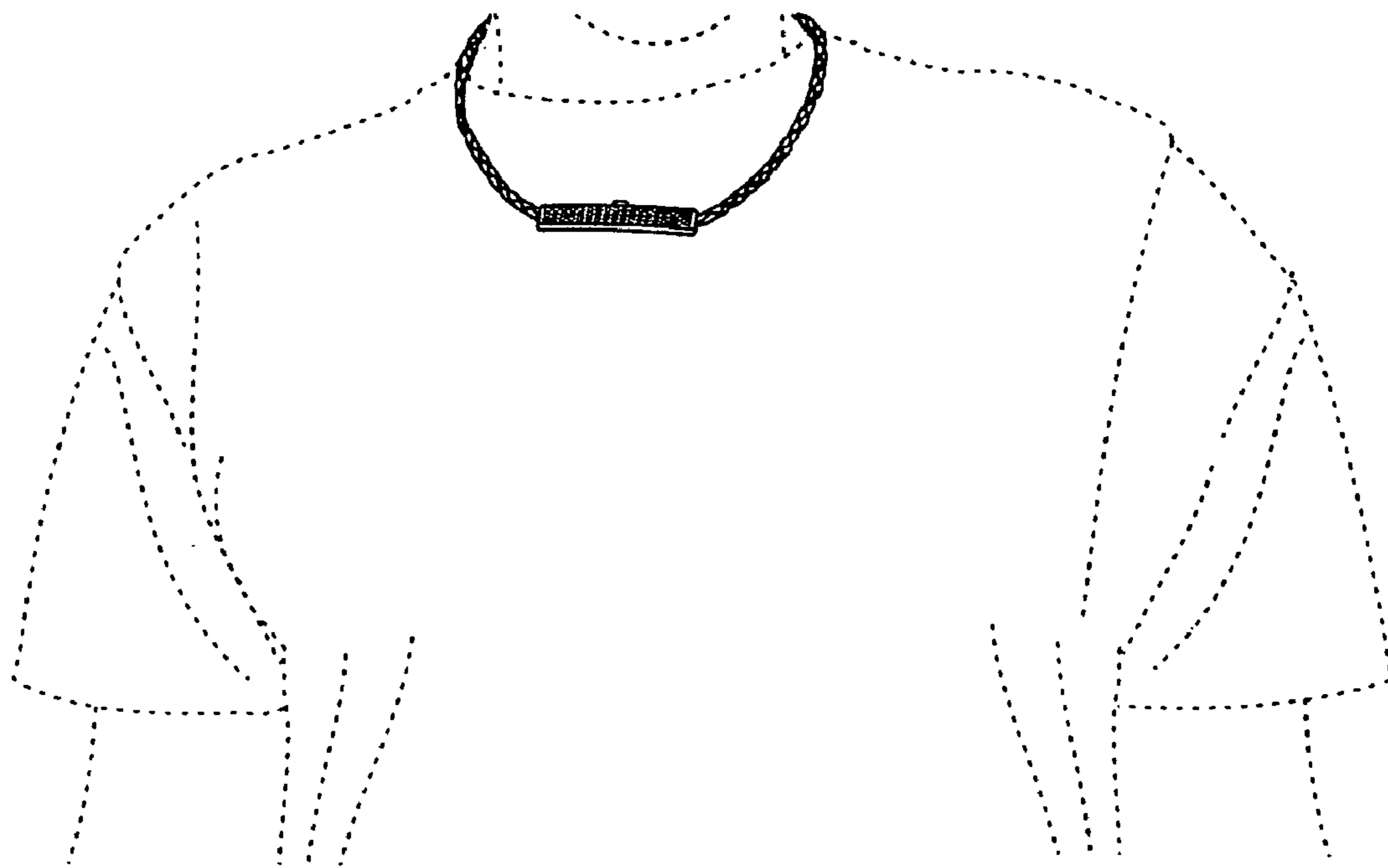


Fig. 13