



US00D550416S

(12) **United States Design Patent**  
**Berti**

(10) **Patent No.:** **US D550,416 S**

(45) **Date of Patent:** **\*\* Sep. 4, 2007**

(54) **LIQUID DISPENSER**

D511,626 S \* 11/2005 Hay et al. .... D4/138

(75) Inventor: **Enzo Berti**, Venice (IT)

**OTHER PUBLICATIONS**

(73) Assignee: **The Libman Company**, Arcola, IL  
(US)

U.S. Appl. No. 29/276,208, filed Jan. 18, 2007, Libman et al.  
U.S. Appl. No. 29/276,210, filed Jan. 18, 2007, Libman et al.

(\*\*) Term: **14 Years**

\* cited by examiner

(21) Appl. No.: **29/246,223**

*Primary Examiner*—Pamela J. Burgess

(22) Filed: **Mar. 23, 2006**

(74) *Attorney, Agent, or Firm*—Banner & Witcoff, Ltd.

(51) **LOC (8) Cl.** ..... **04-01**

(52) **U.S. Cl.** ..... **D32/45; D4/114; D8/107**

(58) **Field of Classification Search** ..... D32/45,  
D32/49, 51–52; D4/114, 118, 137–138;  
D9/434; D8/107; 15/236.06, 210.1, 244.1,  
15/236.01, 236.05; 30/169, 172  
See application file for complete search history.

(57) **CLAIM**

An ornamental design for a liquid dispenser, as shown and described.

(56) **References Cited**

**DESCRIPTION**

**U.S. PATENT DOCUMENTS**

D306,924 S *	3/1990	Shapton	.....	D32/45
D330,788 S *	11/1992	Berti	.....	D32/45
5,440,784 A *	8/1995	Hull et al.	.....	16/430
D367,176 S	2/1996	Berti		
D371,002 S	6/1996	Berti		
5,595,095 A *	1/1997	Hillinger	.....	81/58.3
D387,704 S *	12/1997	Berti	.....	D4/114
D394,331 S *	5/1998	Price	.....	D28/63
D436,036 S *	1/2001	Manseau et al.	.....	D9/434
D468,909 S	1/2003	Libman et al.		
D493,962 S *	8/2004	Dotterman et al.	.....	D4/138

FIG. 1 is a perspective view showing my new design of a liquid dispenser;

FIG. 2 is a right side view thereof;

FIG. 3 is a top view thereof;

FIG. 4 is a left side view thereof;

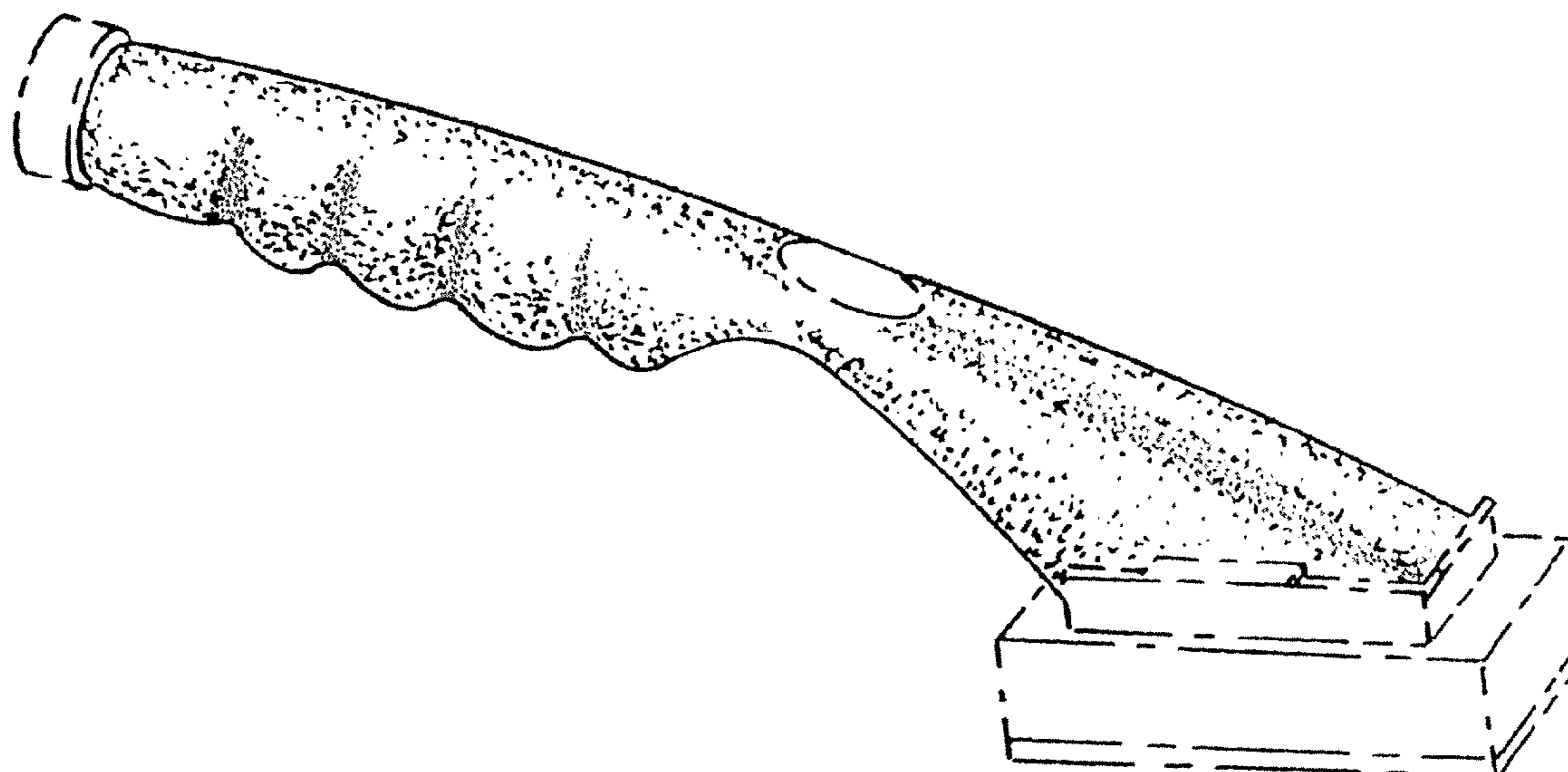
FIG. 5 is a bottom view thereof;

FIG. 6 is a front view thereof; and,

FIG. 7 is a rear view thereof.

The broken lines immediately adjacent the shaded areas represent the bounds of the claim and all other broken lines are for illustrative purposes only. None of the broken lines form a part of the claimed design.

**1 Claim, 4 Drawing Sheets**



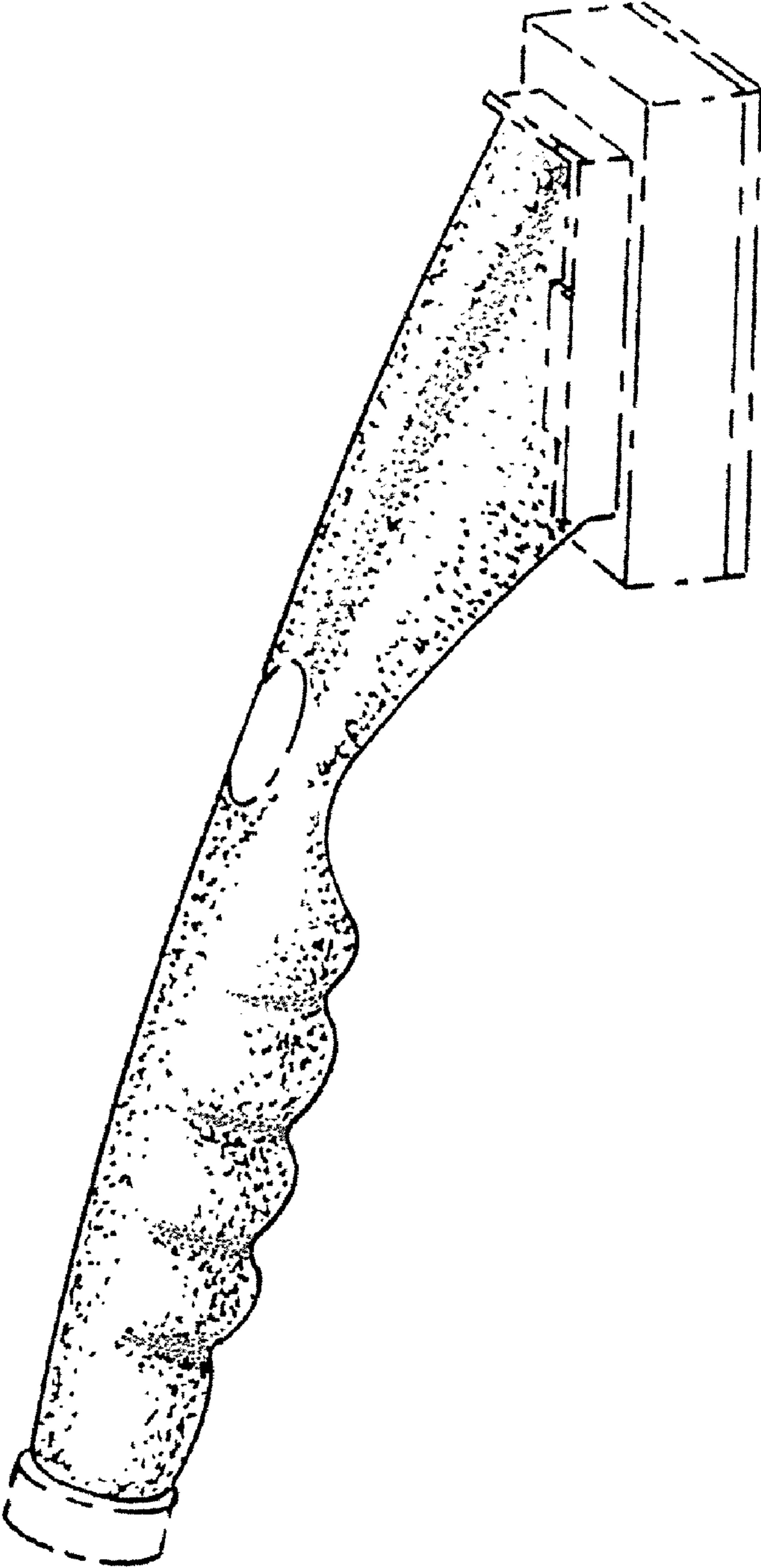


FIG. 1

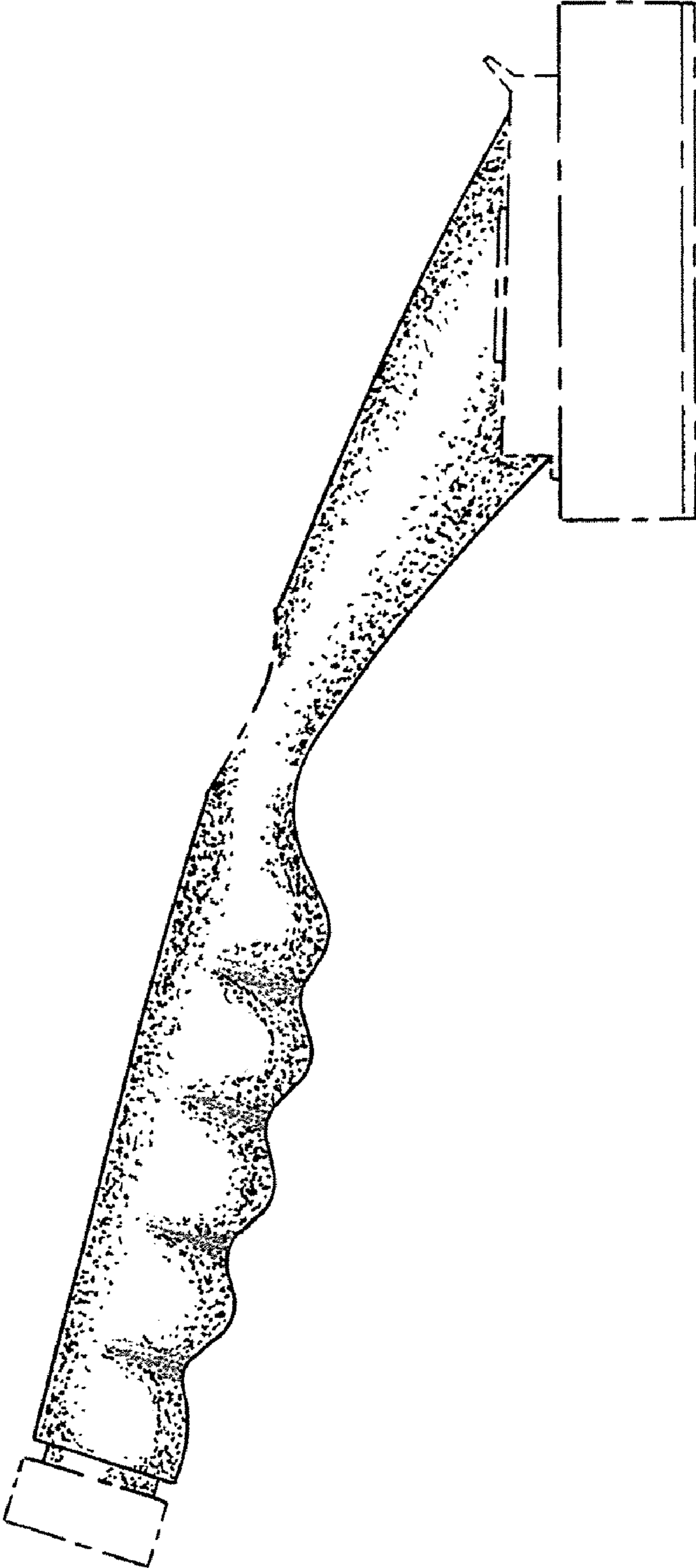


FIG. 2

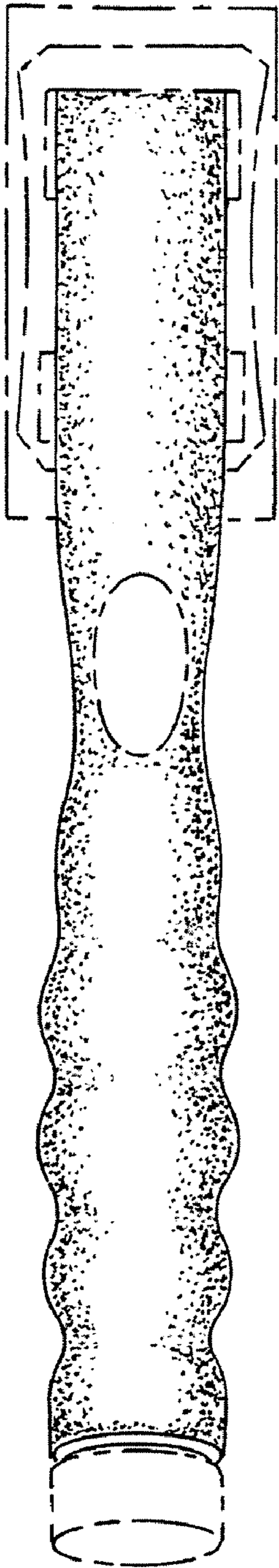


FIG. 3

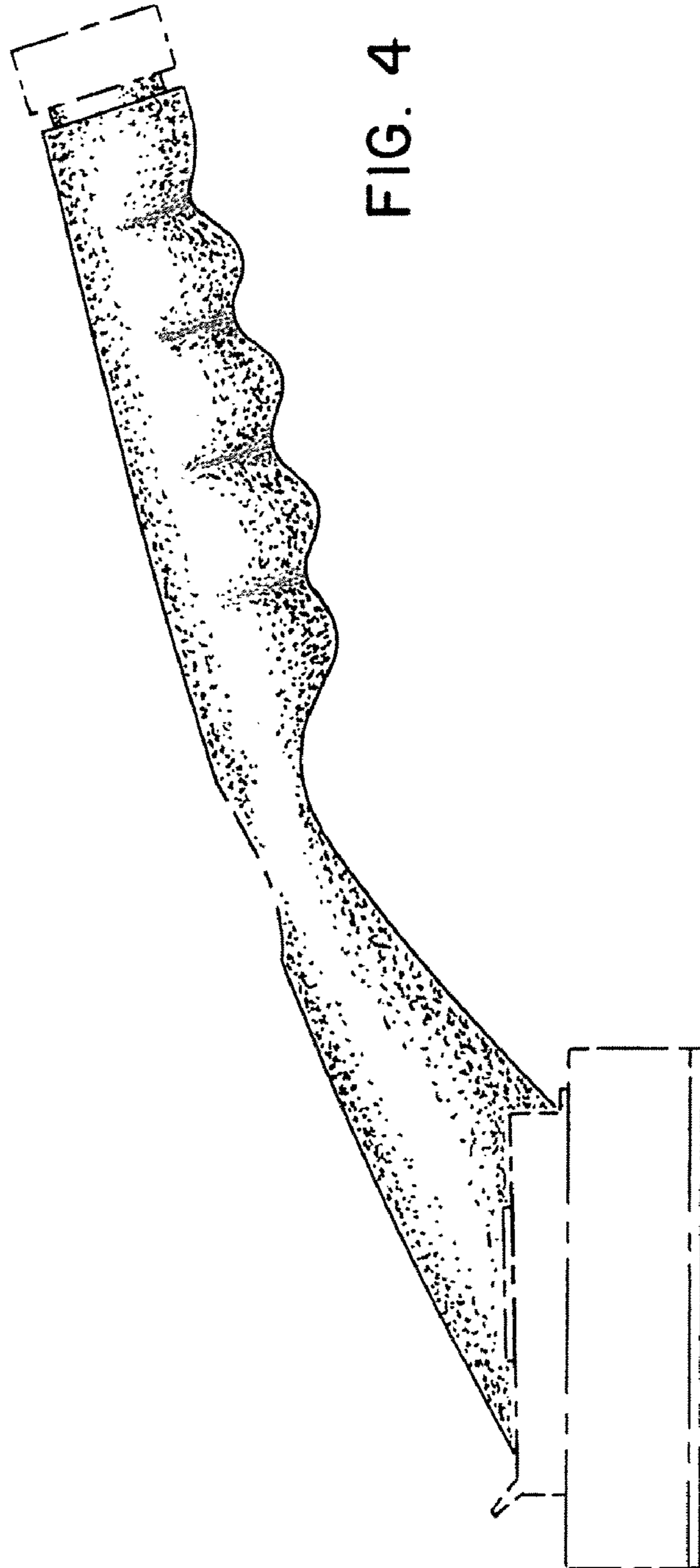


FIG. 4

FIG. 5

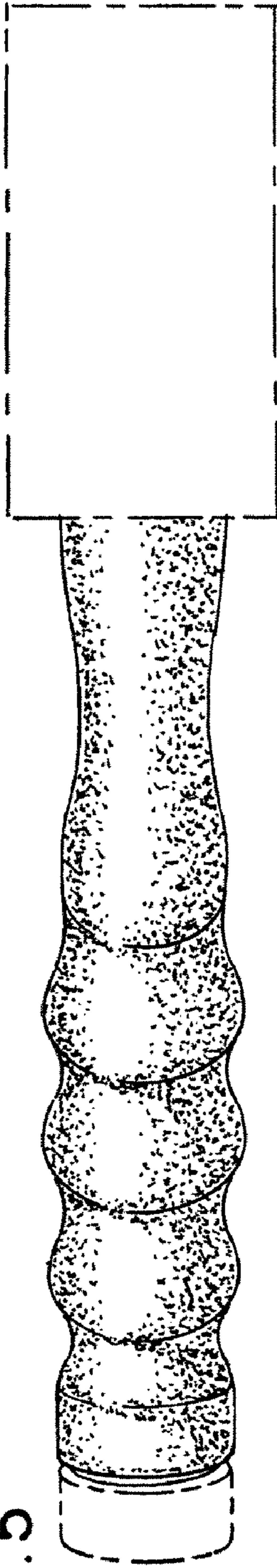


FIG. 6

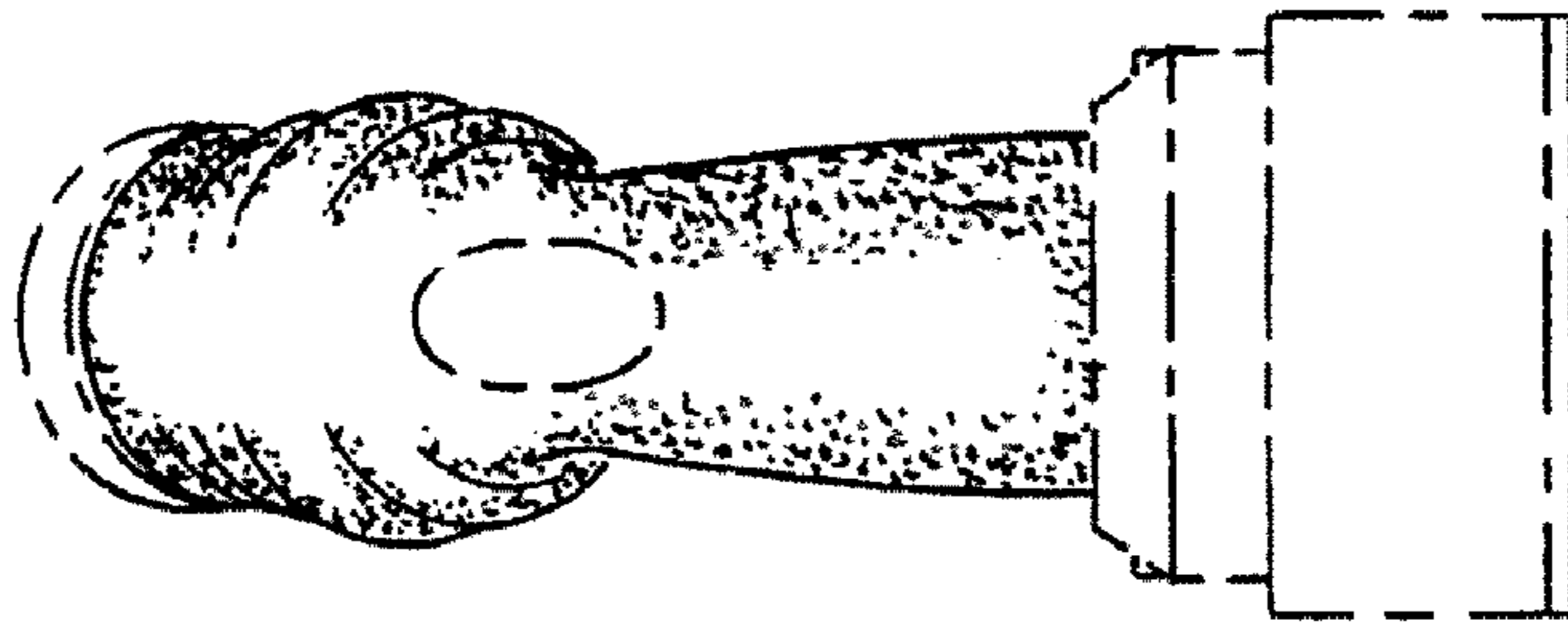


FIG. 7

