



US00D550414S

(12) **United States Design Patent** (10) **Patent No.:** **US D550,414 S**
Caruso et al. (45) **Date of Patent:** **** Sep. 4, 2007**

(54) **ABRASIVE WIPE** D426,959 S * 6/2000 Jahner et al. D5/53
D436,740 S * 1/2001 Jahner et al. D5/53
(75) Inventors: **Pier-Lorenzo Caruso**, Pescara (IT); **Enrico Spina**, Pescara (IT); **Catharina Maria Rachel Bens**, Opwijk (BE) D441,540 S * 5/2001 Enderby et al. D5/53
D511,251 S * 11/2005 Wong D5/53
7,182,994 B1 * 2/2007 Scott 428/131
2004/0116029 A1 * 6/2004 Kelly et al. 442/394

(73) Assignee: **The Procter & Gamble Company**, Cincinnati, OH (US)

* cited by examiner

(**) Term: **14 Years**

Primary Examiner—Alan P. Douglas
Assistant Examiner—Barbara Fox

(21) Appl. No.: **29/234,182**

(74) *Attorney, Agent, or Firm*—Amy I. Ahn-Roll; Mark A. Charles; Kim William Zerby

(22) Filed: **Jul. 14, 2005**

(57) **CLAIM**

(51) **LOC (8) Cl.** **04-01**

The ornamental design for an abrasive wipe, as shown and described.

(52) **U.S. Cl.** **D32/40; D5/61**

(58) **Field of Classification Search** D4/137;
D5/7, 47, 50, 53, 56, 57, 58, 61, 62; D8/90;
D28/7, 8, 63, 40, 42, 43; D32/40, 42, 43;
15/104.93, 104.94, 208, 209.1, 210.5, 223,
15/229.11, 244.1, 244.3, 244.4; 451/523,
451/533, 537, 539; 442/394; 428/196, 131
See application file for complete search history.

DESCRIPTION

FIG. 1 is a perspective view of the abrasive wipe showing the new design;
FIG. 2 is a top view thereof;
FIG. 3 is a bottom view thereof;
FIG. 4 is a right side view thereof;
FIG. 5 is a left side view thereof;
FIG. 6 is a front view thereof; and,
FIG. 7 is a back view thereof.


The broken lines defining the peripheral boundaries of the abrasive wipe form no part of the claimed design.

(56) **References Cited**

U.S. PATENT DOCUMENTS

D136,444 S * 10/1943 Allen D5/56
D191,435 S * 10/1961 Kantor D6/583
D287,433 S * 12/1986 Ellers D5/53
D383,311 S * 9/1997 Engberg D5/61
5,771,522 A * 6/1998 Carmody 15/208
D413,731 S * 9/1999 Hannington D5/61
D419,781 S * 2/2000 Pratt et al. D5/53

1 Claim, 4 Drawing Sheets






Fig. 1.




Fig.2.




Fig.3.



Fig.4.



Fig.5.



Fig.6.



Fig.7.