



US00D550413S

(12) **United States Design Patent**
Cheng

(10) **Patent No.:** **US D550,413 S**

(45) **Date of Patent:** **** Sep. 4, 2007**

(54) **CLEANING APPLIANCE**

6,981,811 B2 * 1/2006 Breidenbach et al. 401/6

(76) Inventor: **Hsi-Chou Cheng**, No. 180, Sec. 2,
Chengsi St., Tainan City (TW)

* cited by examiner

Primary Examiner—Pamela J. Burgess

(74) *Attorney, Agent, or Firm*—Rosenberg, Klein & Lee

(**) Term: **14 Years**

(21) Appl. No.: **29/264,292**

(57) **CLAIM**

(22) Filed: **Aug. 8, 2006**

The ornamental design for a cleaning appliance, as shown and described.

(51) **LOC (8) Cl.** **08-99**

(52) **U.S. Cl.** **D32/35; D4/137**

(58) **Field of Classification Search** D32/35,
D32/40, 45; D4/137, 128; D28/7, 88; 401/261-262;
132/320, 317; 15/104.002, 210.1, 230.12
See application file for complete search history.

DESCRIPTION

FIG. 1 is a perspective view of a cleaning appliance showing my new design;

FIG. 2 is a front elevational view thereof;

FIG. 3 is a rear elevational view thereof;

FIG. 4 is a left side elevational view thereof;

FIG. 5 is a right side elevational view thereof;

FIG. 6 is a top plan view thereof; and,

FIG. 7 is a bottom plan view thereof; and,


FIG. 8 is a perspective view thereof, wherein the broken line of the cleaning appliance is for illustrative purposes, and forms no part of the claimed design.

(56) **References Cited**

U.S. PATENT DOCUMENTS

1,448,964	A *	3/1923	Jones	15/210.1
2,177,651	A *	10/1939	Harris	401/19
2,401,842	A *	6/1946	Slater	15/104.002
D343,699	S *	1/1994	Yang	D28/88
D352,131	S *	11/1994	Wolters et al.	D28/7
D384,184	S *	9/1997	Dewey	D28/7
D456,099	S *	4/2002	Look	D28/77
D465,310	S *	11/2002	Suer	D32/35

1 Claim, 5 Drawing Sheets



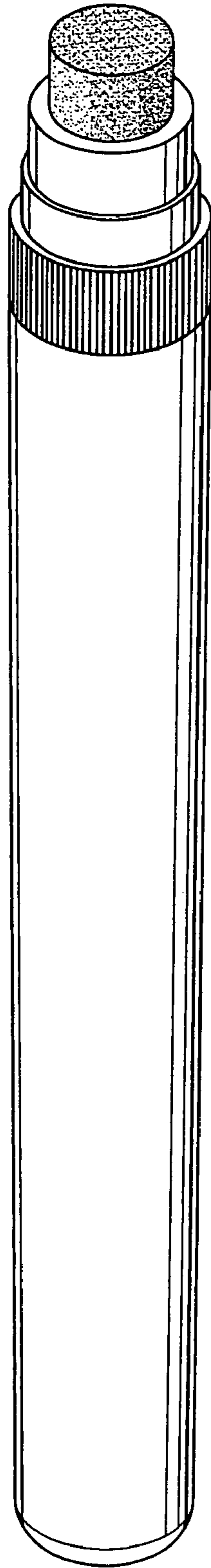


FIG. 1

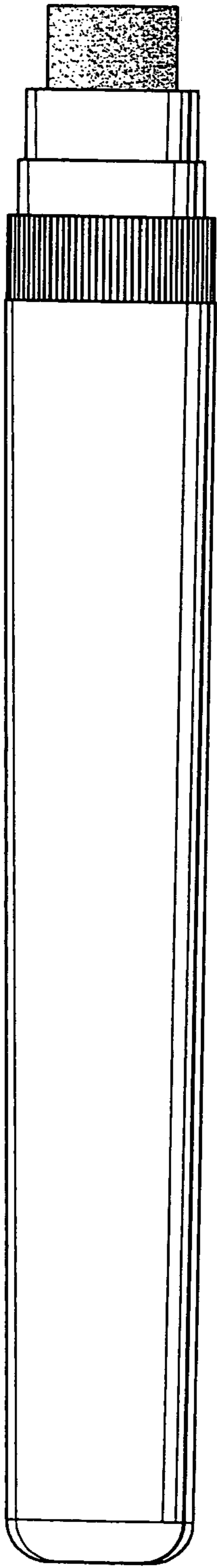


FIG. 2




FIG. 3

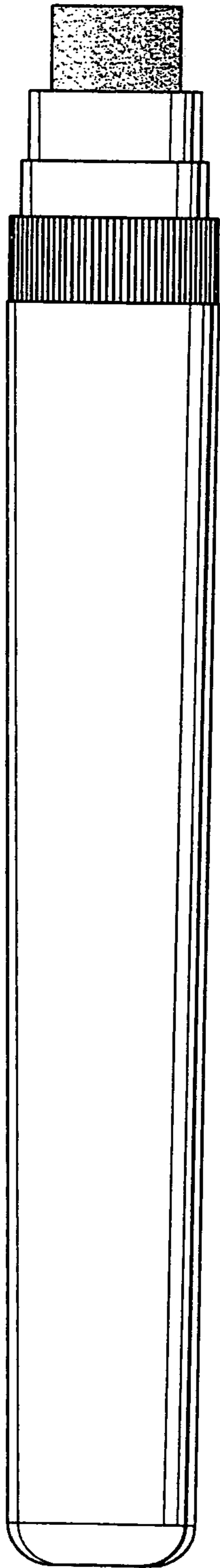


FIG. 4

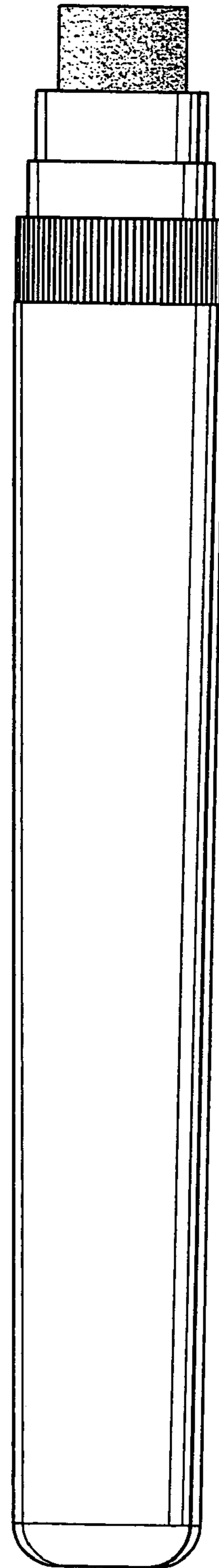


FIG. 5

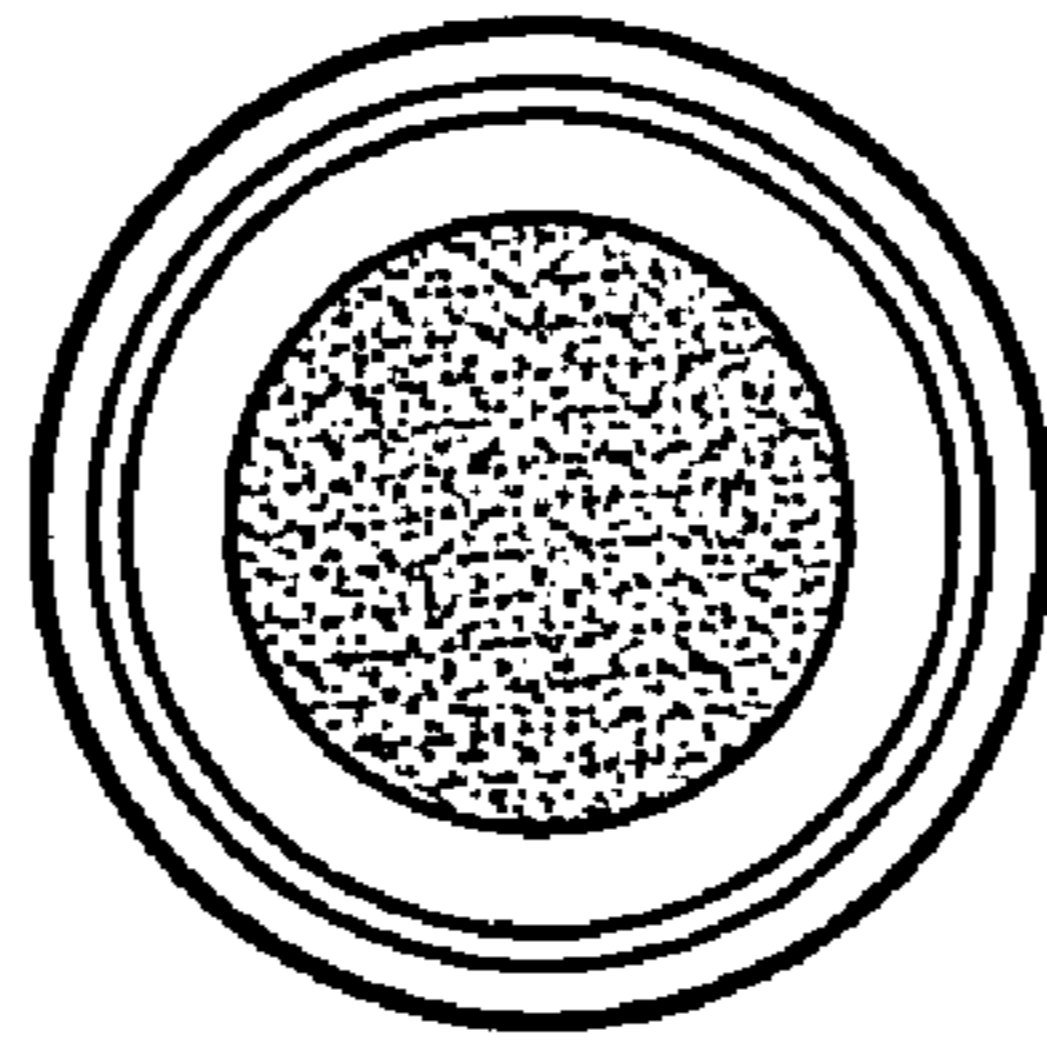


FIG. 6

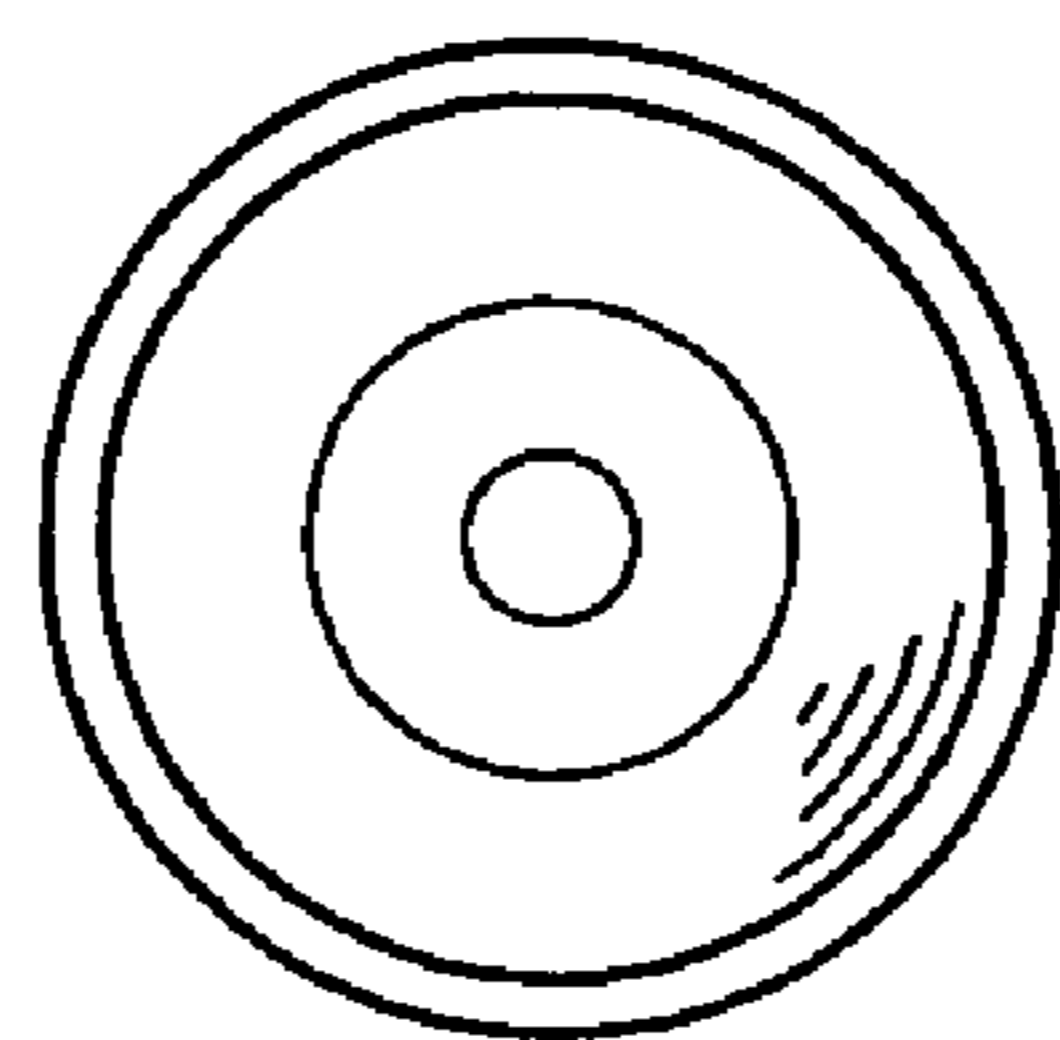


FIG. 7

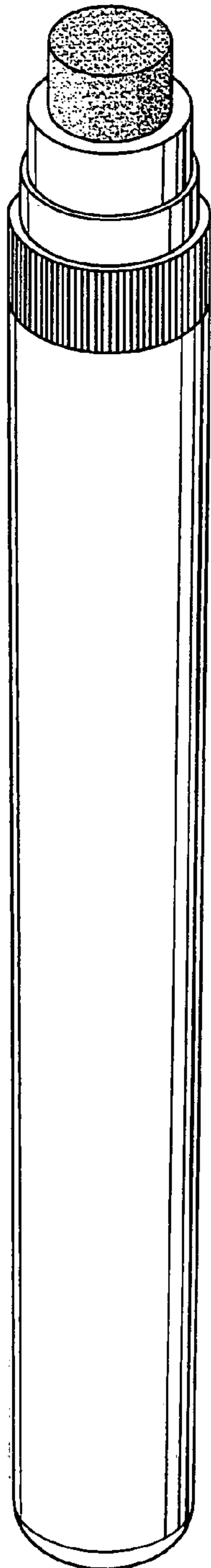
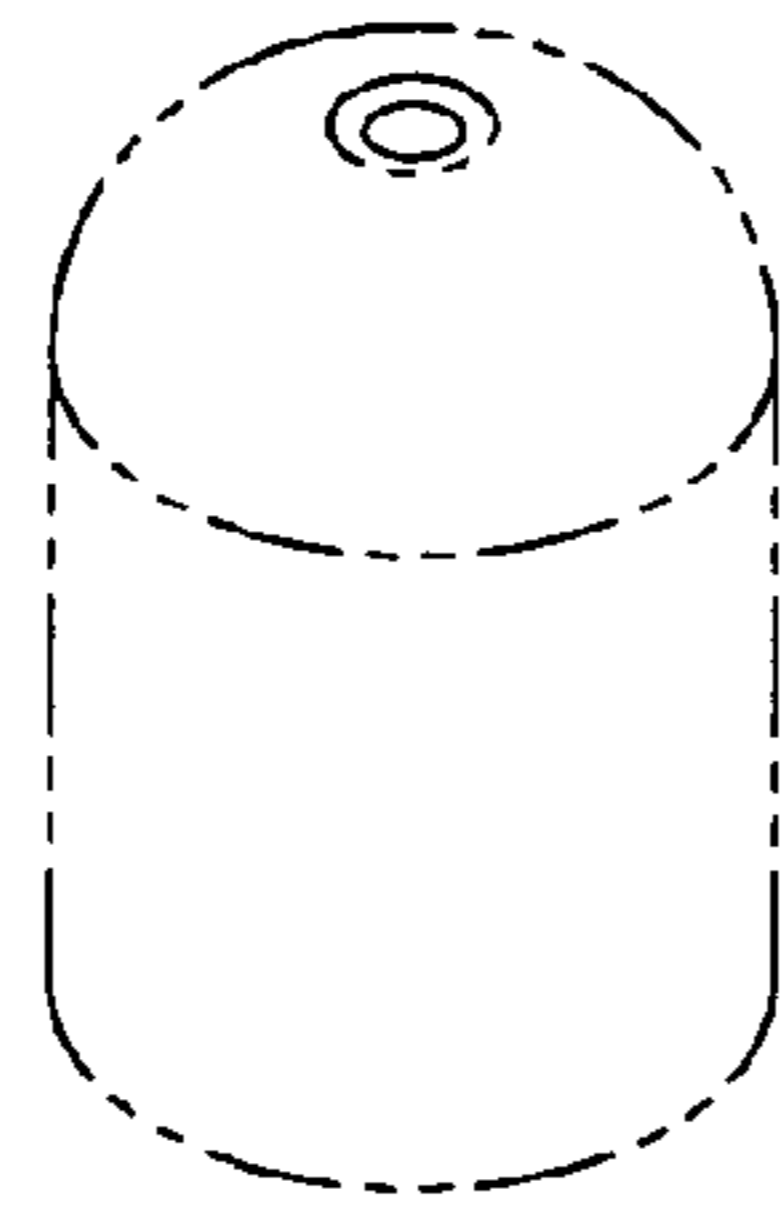


FIG. 8