



US00D550408S

(12) **United States Design Patent** (10) **Patent No.:** **US D550,408 S**
Willinger et al. (45) **Date of Patent:** **** Sep. 4, 2007**

(54) **PET MAT**

(75) Inventors: **Jonathan Willinger**, Tenafly, NJ (US);
Klaus Woltmann, Demarest, NJ (US);
Ryan Rutherford, Belleville, NJ (US)

(73) Assignee: **JW Pet Company, Inc.**, Teterboro, NJ (US)

(**) Term: **14 Years**

(21) Appl. No.: **29/266,458**

(22) Filed: **Sep. 21, 2006**

D181,059 S	9/1957	Kaye	
2,810,672 A	10/1957	Taylor	
2,936,926 A	5/1960	Miller	
D191,901 S *	12/1961	Breneman D6/585
3,078,490 A	2/1963	Etcher	
3,100,483 A *	8/1963	Altmeyer et al. 601/28
3,418,668 A *	12/1968	Anderson et al. 4/583
D213,378 S	2/1969	Robert	
D217,471 S	5/1970	Muggill	
D232,567 S *	8/1974	Golden D21/792
4,574,977 A	3/1986	Ellis et al.	
4,840,309 A *	6/1989	Teresi 238/14
D302,417 S *	7/1989	Lehner et al. D12/203
4,907,539 A	3/1990	Abulhasan	
4,955,321 A	9/1990	Waldner	
4,961,930 A	10/1990	Perdelwitz, Jr. et al.	

Related U.S. Application Data

(63) Continuation of application No. 11/171,029, filed on Jun. 30, 2005, which is a continuation-in-part of application No. 10/824,199, filed on Apr. 14, 2004.

(51) **LOC (8) Cl.** **30-03**

(52) **U.S. Cl.** **D30/133**

(58) **Field of Classification Search** 119/61.54, 119/51.5, 61.5, 61.1, 171, 169, 471, 525, 119/526-28; D30/133, 199, 129, 128, 160-161, D30/118; D6/613, 615, 511, 339; D7/505, D7/548, 549, 550.1, 554.3, 555; 220/571, 220/630, 632, 23.8, DIG. 21; 108/25; 15/215, 15/238; 428/156; D12/203; D32/57; 601/28; 5/944; 606/204; 446/120, 124, 487, 118, 446/108, 96

See application file for complete search history.

(56) **References Cited**

U.S. PATENT DOCUMENTS

145,815 A	12/1873	Price	
272,239 A	2/1883	Haberman	
D85,859 S *	12/1931	Capouch D6/583
1,931,146 A *	10/1933	Hampel 4/622

(Continued)

Primary Examiner—M. H. Tung

Assistant Examiner—Susan Moon Lee

(74) *Attorney, Agent, or Firm*—Katten Muchin Roseman LLP

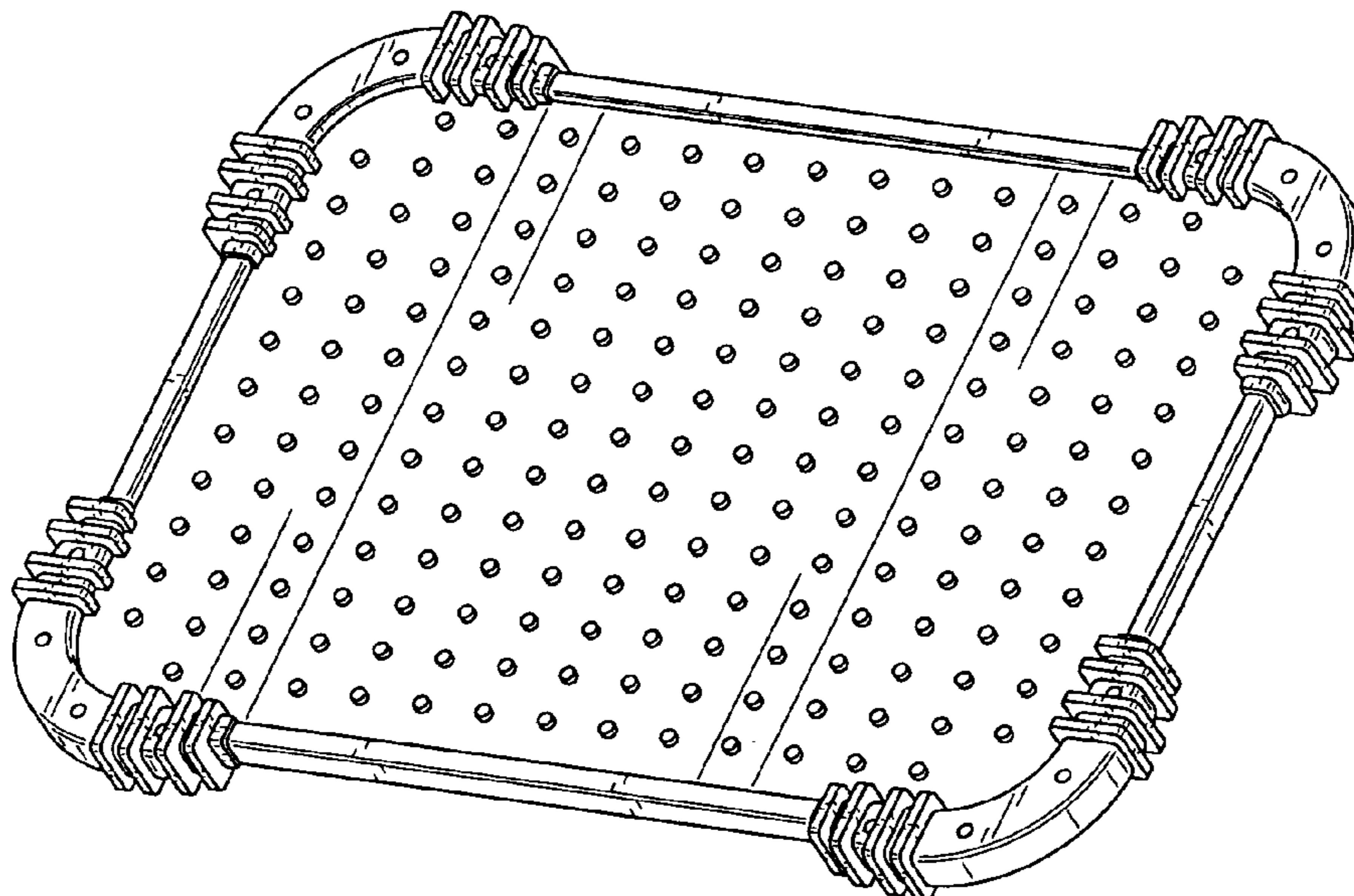
(57) **CLAIM**

We claim the ornamental design for a pet mat, as shown and described.

DESCRIPTION

FIG. 1 is a perspective view of the pet mat, FIG. 2 is a front view thereof, FIG. 3 is a rear view thereof, FIG. 4 is a left-side view thereof, FIG. 5 is a right-side view thereof, FIG. 6 is a top view thereof; and, FIG. 7 is a bottom view thereof.

1 Claim, 4 Drawing Sheets



US D550,408 S

Page 2

U.S. PATENT DOCUMENTS

4,989,846 A	2/1991	Quinn		D436,566 S *	1/2001	Iacovelli et al.	D12/203
5,363,806 A	11/1994	Van Gilst		6,199,234 B1 *	3/2001	Srouer et al.	5/736
D362,363 S *	9/1995	Friedman	D6/596	D475,792 S *	6/2003	Robbins, III	D24/212
D386,838 S	11/1997	Pini et al.		6,794,013 B1	9/2004	Iacovelli et al.	
5,743,210 A	4/1998	Lampe		D507,939 S *	8/2005	Mitchell, Jr.	D7/629
D404,854 S *	1/1999	Howarth	D30/161	2003/0070956 A1	4/2003	Schiltz et al.	
D433,543 S *	11/2000	Fiore et al.	D30/118	2005/0037177 A1 *	2/2005	Streeton et al.	428/156

* cited by examiner

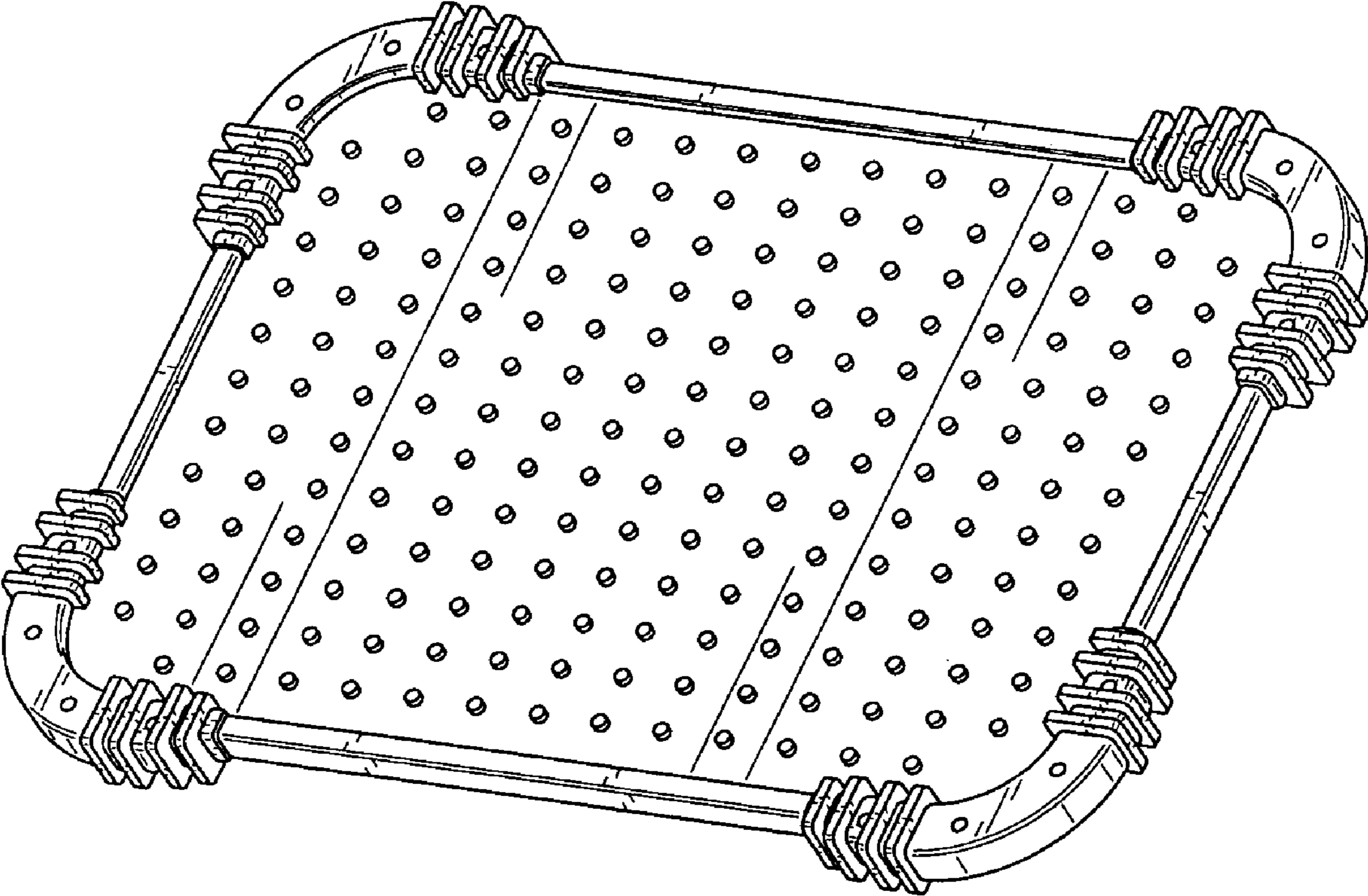


FIG. 1



FIG. 2

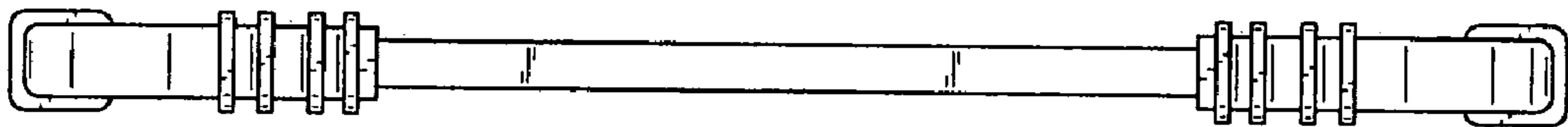


FIG. 3

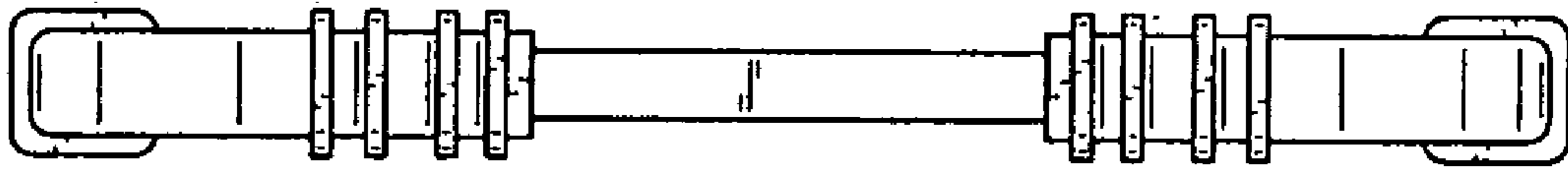


FIG. 4

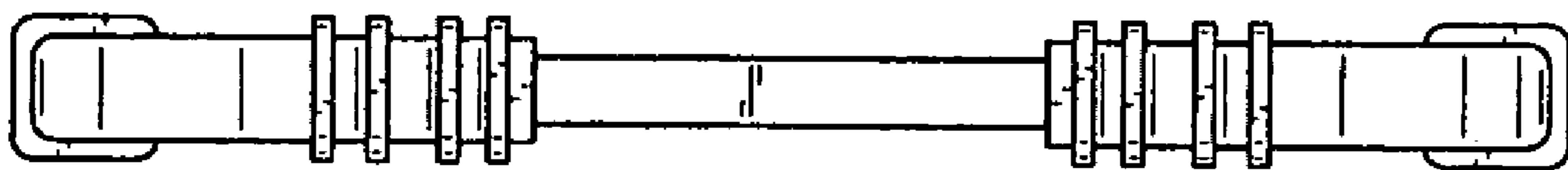


FIG. 5

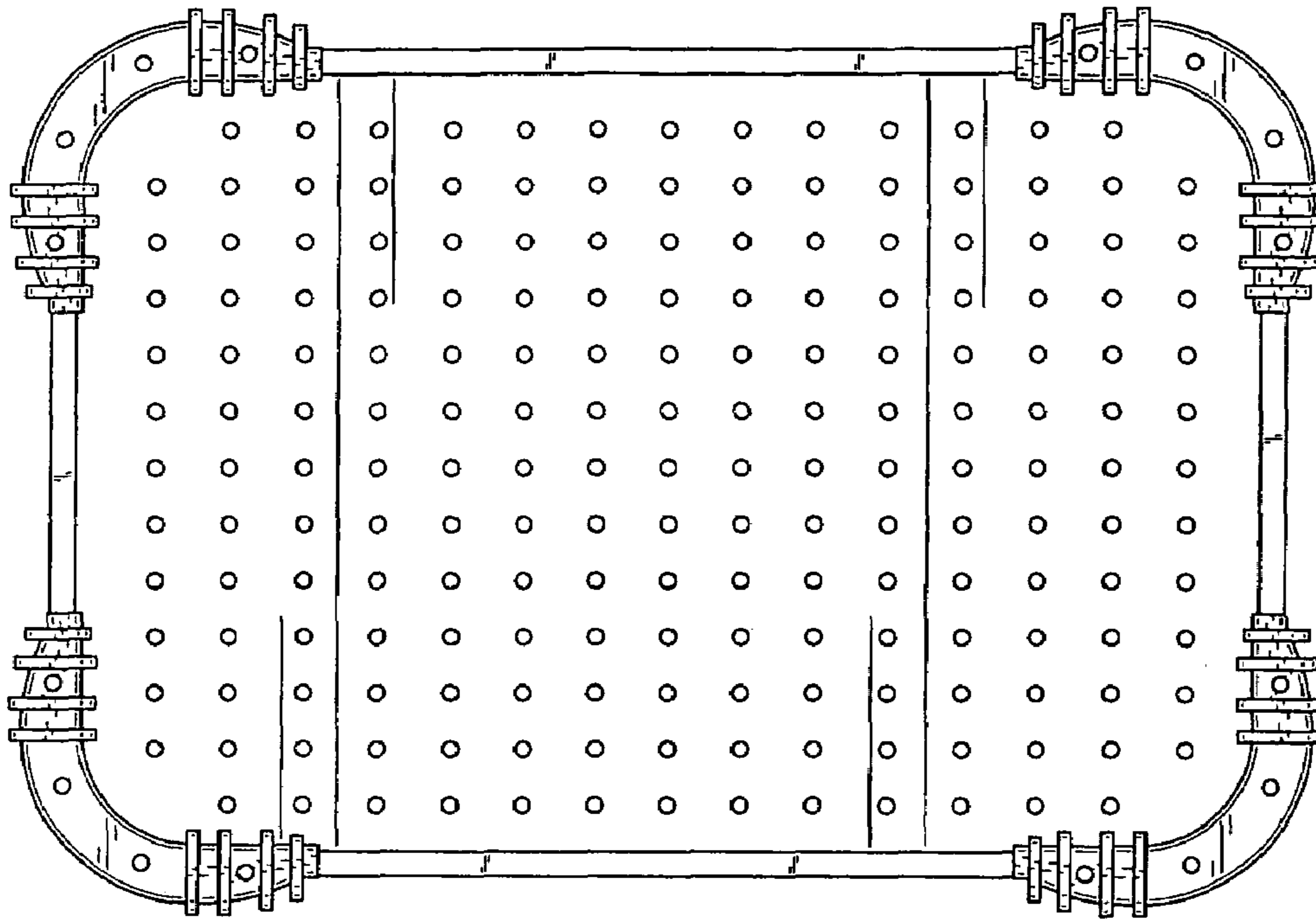


FIG. 6

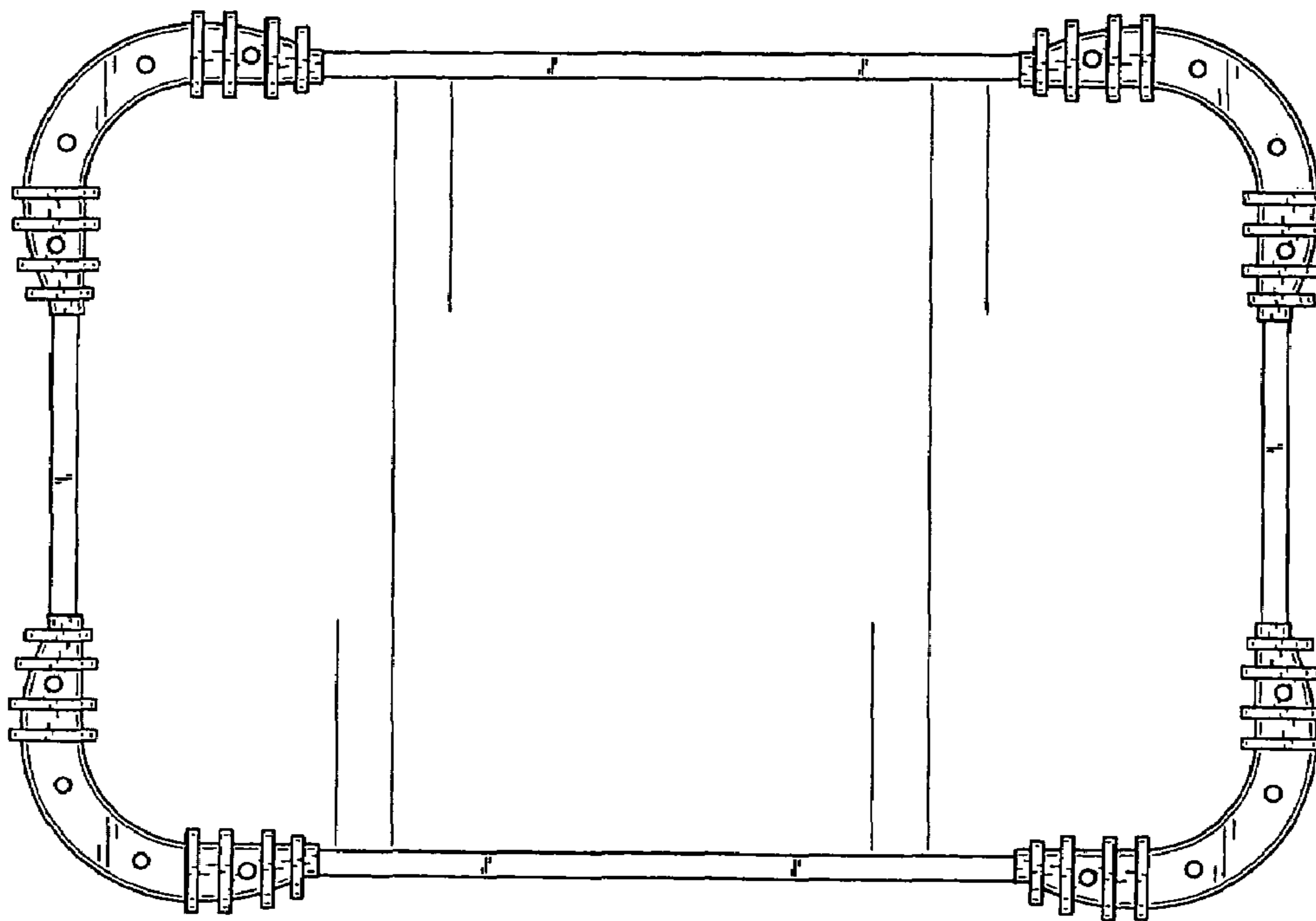


FIG. 7