



US00D550404S

(12) **United States Design Patent**
Salazar et al.

(10) **Patent No.:** **US D550,404 S**

(45) **Date of Patent:** **** Sep. 4, 2007**

(54) **SLEEVE FOR CAST**

4,911,151 A * 3/1990 Rankin et al. 602/3
5,605,534 A * 2/1997 Hutchison 602/3
6,857,133 B2 * 2/2005 Reynolds 2/16

(76) Inventors: **Daniel Salazar**, P.O. Box 277,
Burlson, TX (US) 76097; **Michelle**
Salazar, P.O. Box 277, Burlson, TX
(US) 76079

* cited by examiner

Primary Examiner—Robert A. Delehanty

(**) Term: **14 Years**

(57) **CLAIM**

(21) Appl. No.: **29/262,566**

The ornamental design for a sleeve for cast, as shown and described.

(22) Filed: **Jul. 6, 2006**

DESCRIPTION

(51) **LOC (8) Cl.** **29-02**

(52) **U.S. Cl.** **D29/120.1; D24/190**

(58) **Field of Classification Search** D2/610,
D2/614, 623, 901; D29/113, 118, 120.1,
D29/123; 2/1, 455, 16, 46, 59, 160, 162,
2/170, 910, 917; D24/190; 36/2 R
See application file for complete search history.

FIG. 1 is a perspective view of our design;
FIG. 2 is a front elevational view of our design;
FIG. 3 is a side elevational view of our design; and,
FIG. 4 is a top view of our design.

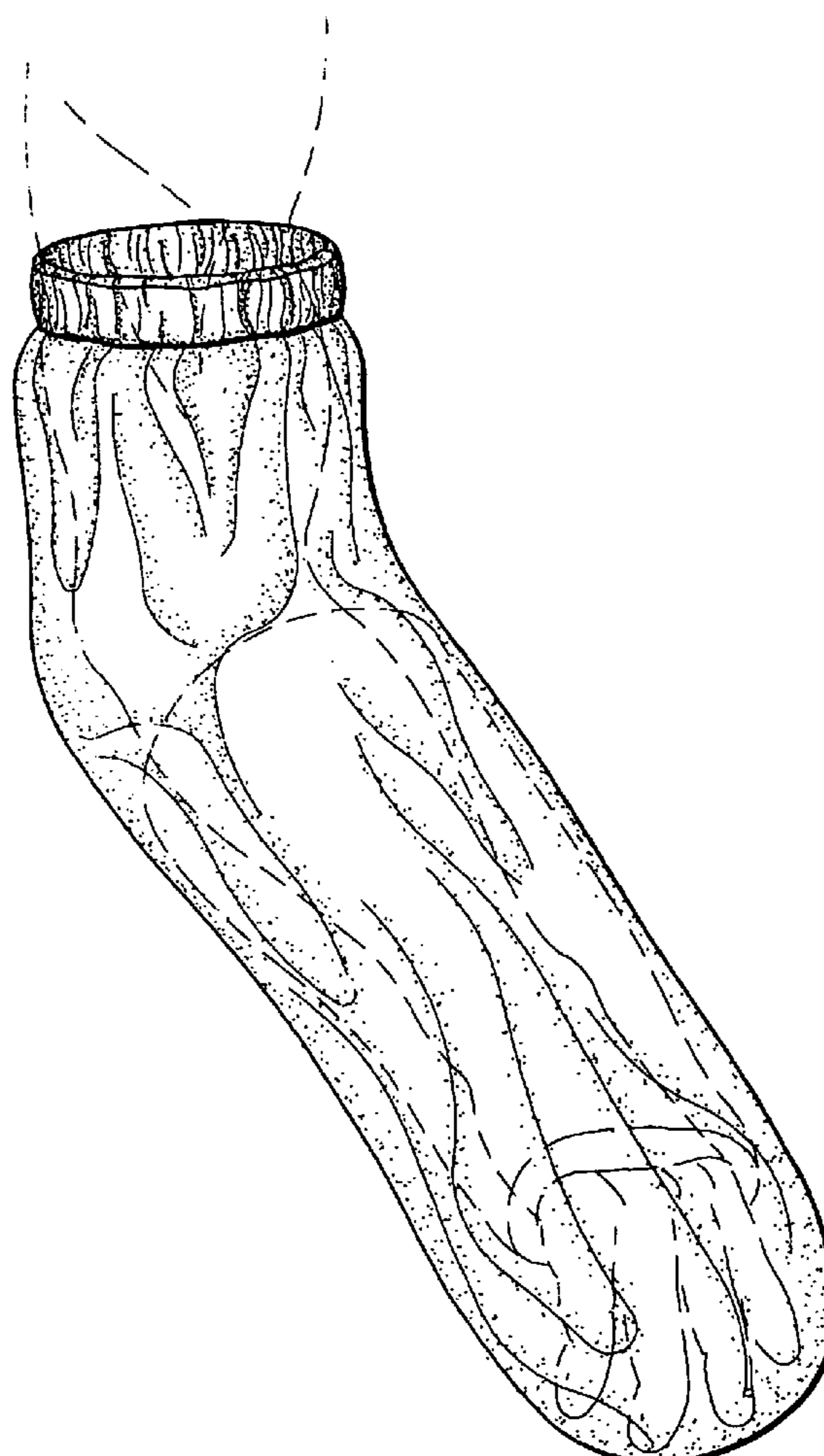
The features shown in broken lines, if any, are shown for illustrative purpose only and form no part of the claimed design.

(56) **References Cited**

U.S. PATENT DOCUMENTS

4,523,586 A * 6/1985 Couri 602/3

1 Claim, 2 Drawing Sheets



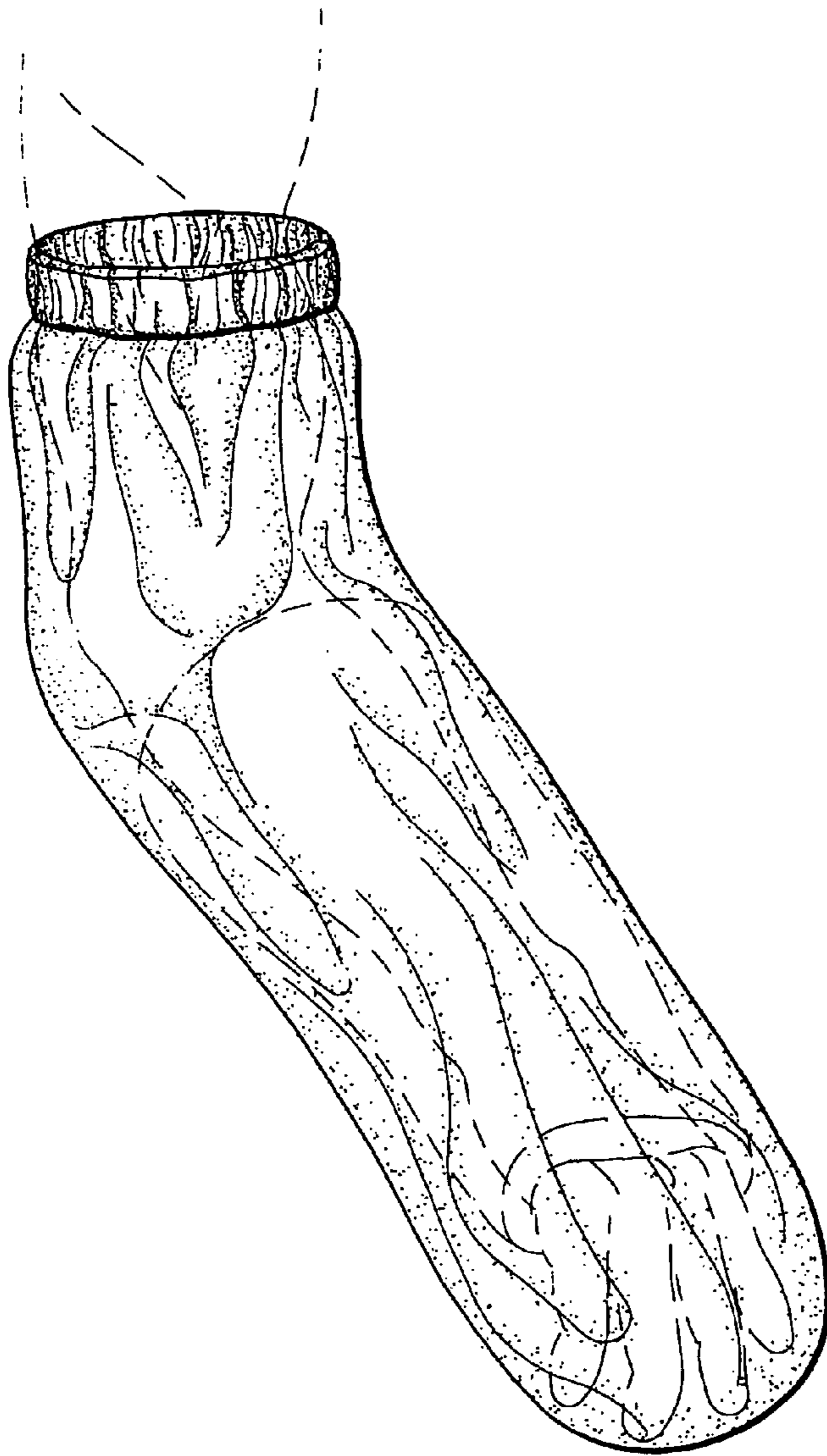


FIG. 1




FIG. 2

