



US00D550371S

(12) **United States Design Patent**  
**Larsen**

(10) **Patent No.:** **US D550,371 S**

(45) **Date of Patent:** **\*\* Sep. 4, 2007**

(54) **SPA**

D514,704 S \* 2/2006 Loyd ..... D24/204  
D517,697 S \* 3/2006 Larsen ..... D24/204

(75) Inventor: **Christopher Larsen**, Vista, CA (US)

(73) Assignee: **Watkins Manufacturing Corporation**,  
Vista, CA (US)

\* cited by examiner

(\*\*) Term: **14 Years**

*Primary Examiner*—Robert A. Delehanty  
(74) *Attorney, Agent, or Firm*—Rader, Fishman & Grauer  
PLLC

(21) Appl. No.: **29/266,266**

(22) Filed: **Sep. 18, 2006**

(57) **CLAIM**

**Related U.S. Application Data**

I claim the ornamental design for a spa, as shown and described.

(63) Continuation of application No. 29/192,673, filed on  
Oct. 28, 2003, now Pat. No. Des. 531,731.

**DESCRIPTION**

(51) **LOC (8) Cl.** ..... **24-02**  
(52) **U.S. Cl.** ..... **D24/204**  
(58) **Field of Classification Search** ..... D24/201,  
D24/204; 4/541.1-541.6  
See application file for complete search history.

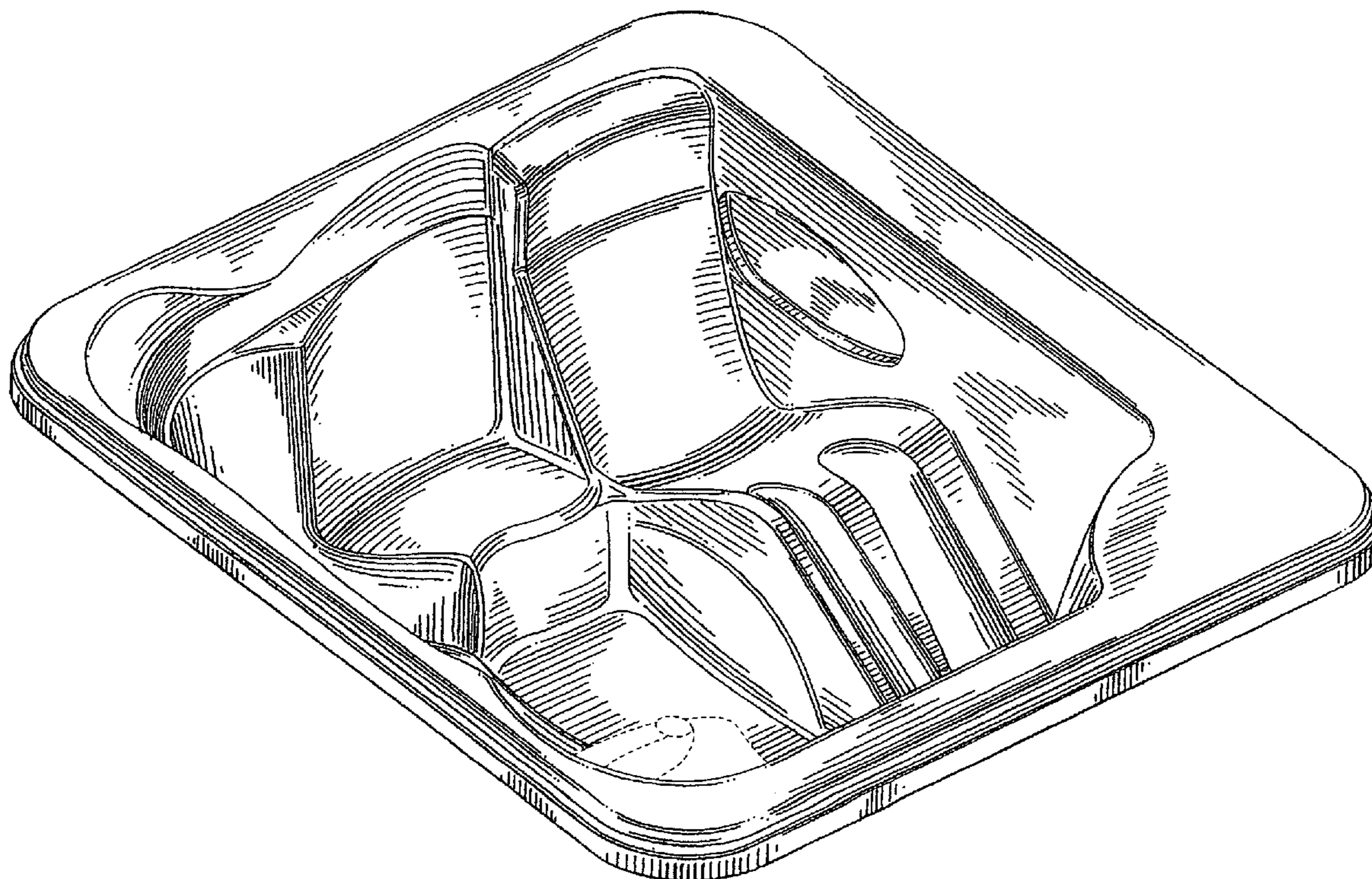
FIG. 1 is a top perspective view of the spa;  
FIG. 2 is a top plan view of the spa;  
FIG. 3 is a left/right side view of the spa; and,  
FIG. 4 is a front/back view of the spa.  
The matter delineated in dashed lines forms no part of the  
claimed ornamental design.

(56) **References Cited**

**U.S. PATENT DOCUMENTS**

**1 Claim, 3 Drawing Sheets**

D512,152 S \* 11/2005 Loyd ..... D24/204



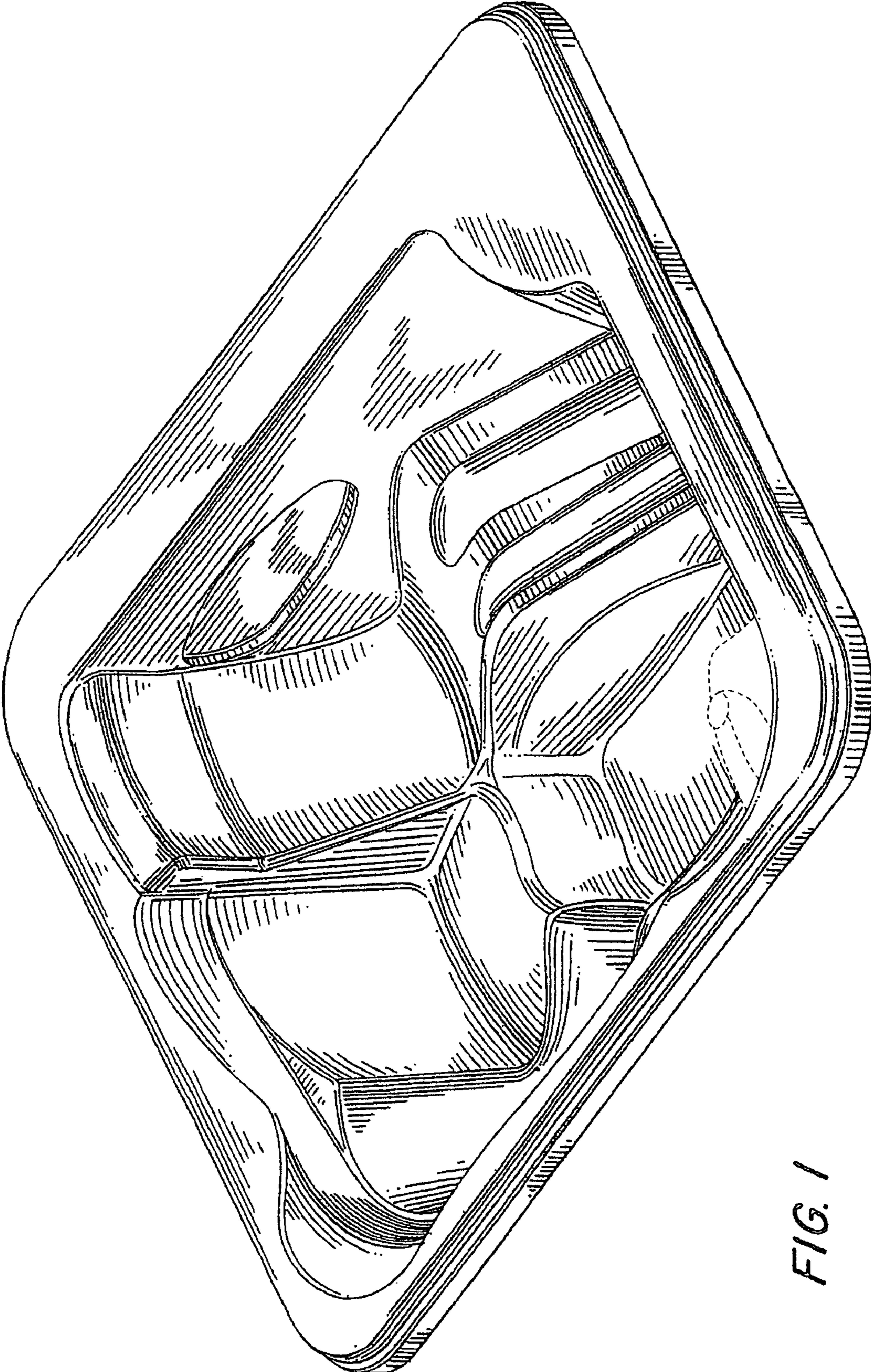


FIG. 1

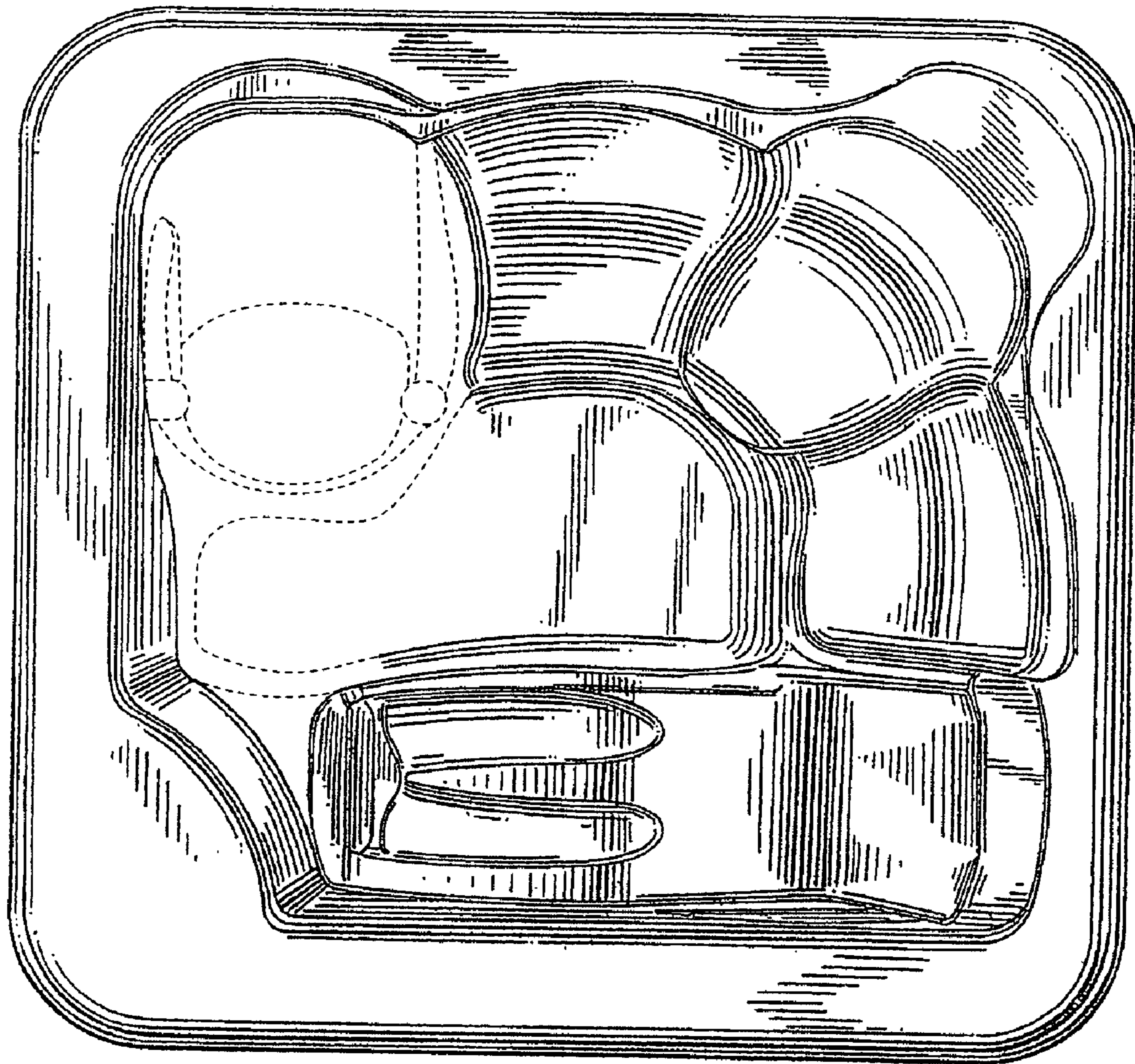



FIG. 2

*FIG. 3*



*FIG. 4*

