



US00D550369S

(12) **United States Design Patent**
Stark

(10) **Patent No.:** **US D550,369 S**

(45) **Date of Patent:** **** Sep. 4, 2007**

(54) **WEIGHTED NECK WRAP**

(76) **Inventor:** **Kathleen Stark**, 705 Churchill St., Eau Claire, WI (US) 54703

(**) **Term:** **14 Years**

(21) **Appl. No.:** **29/260,465**

(22) **Filed:** **May 26, 2006**

(51) **LOC (8) Cl.** **24-01**

(52) **U.S. Cl.** **D24/191; D21/683**

(58) **Field of Classification Search** D24/190-3;
602/4-6, 20, 27, 61-2, 79; 128/865, 878,
128/876; 604/20-21; 24/442; D29/113;
473/62; D21/683

See application file for complete search history.

(56) **References Cited**

U.S. PATENT DOCUMENTS

D30,700	S	*	5/1899	Wardroper	D24/190
3,532,339	A	*	10/1970	Smith	482/105
D263,625	S	*	3/1982	McKnight et al.	D24/191
4,592,358	A	*	6/1986	Westplate	607/112
4,756,525	A	*	7/1988	Whitsitt	482/105
5,005,374	A	*	4/1991	Spitler	62/259.3
5,075,902	A	*	12/1991	McReynolds et al.	2/238
5,086,629	A	*	2/1992	Dibrell	62/259.3
D448,170	S	*	9/2001	Ammerman et al.	D3/327
6,699,271	B2	*	3/2004	Clayton	607/109

7,083,839 B2 * 8/2006 Fish et al. 428/35.7

* cited by examiner

Primary Examiner—Louis S. Zarfes

Assistant Examiner—Susan E Krakower

(74) *Attorney, Agent, or Firm*—Tipton L. Randall

(57) **CLAIM**

The ornamental design for a weighted neck wrap, as shown and described.

DESCRIPTION

FIG. 1 is a top plan view of a weighted neck wrap showing my new design;

FIG. 2 is a bottom plan view thereof;

FIG. 3 is a front elevational view thereof;

FIG. 4 is a rear elevational view thereof;

FIG. 5 is a left elevational view thereof;

FIG. 6 is a right elevational view thereof;

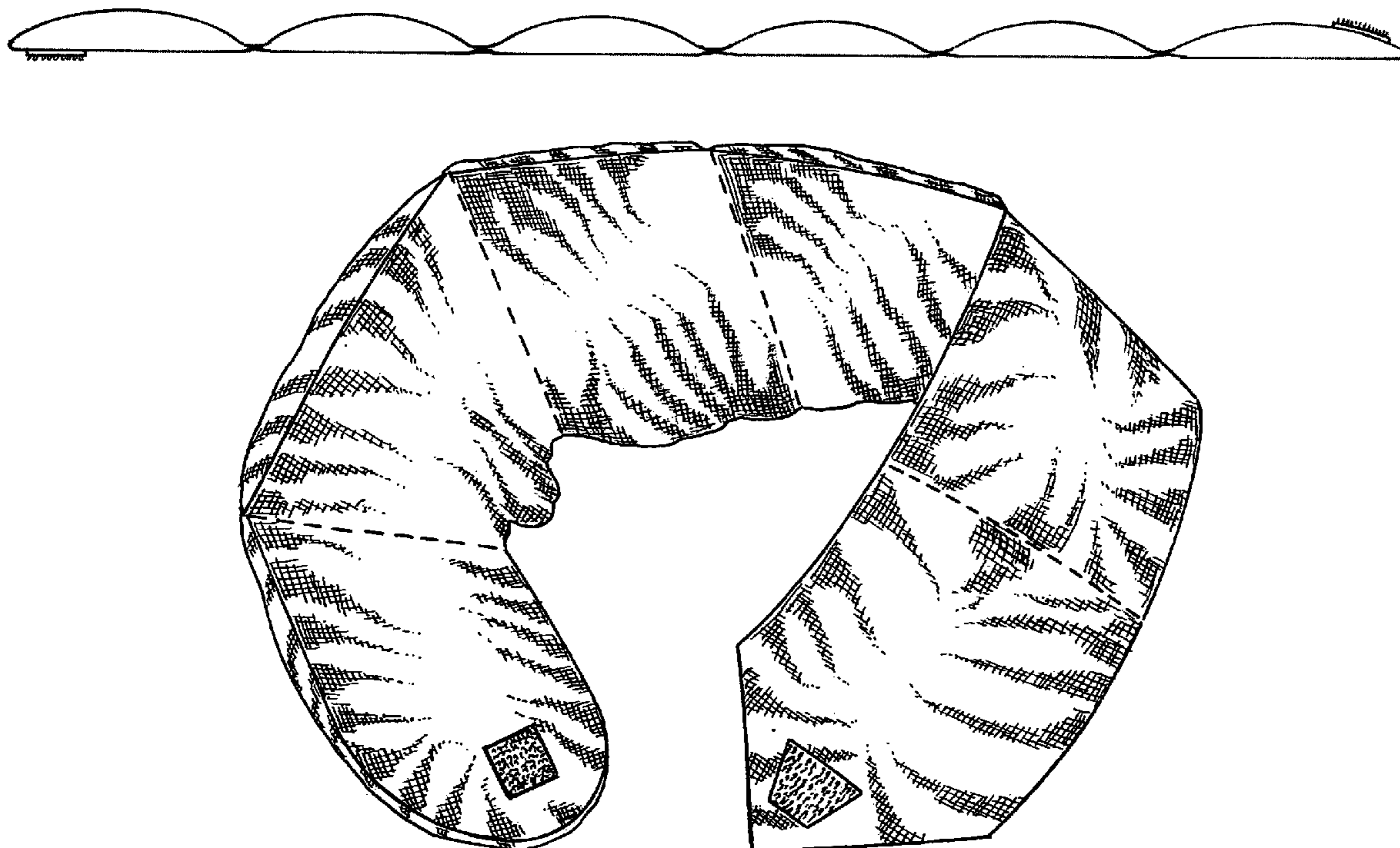
FIG. 7 is a perspective view thereof, with ends curved; and,

FIG. 8 is a perspective view thereof, with ends joined.

It is understood that the broken lines shown within the claimed design indicates stitch lines.

The broken line showing of a woman is included for the purpose of illustrating environmental structure and forms no part of the claimed design.

1 Claim, 8 Drawing Sheets



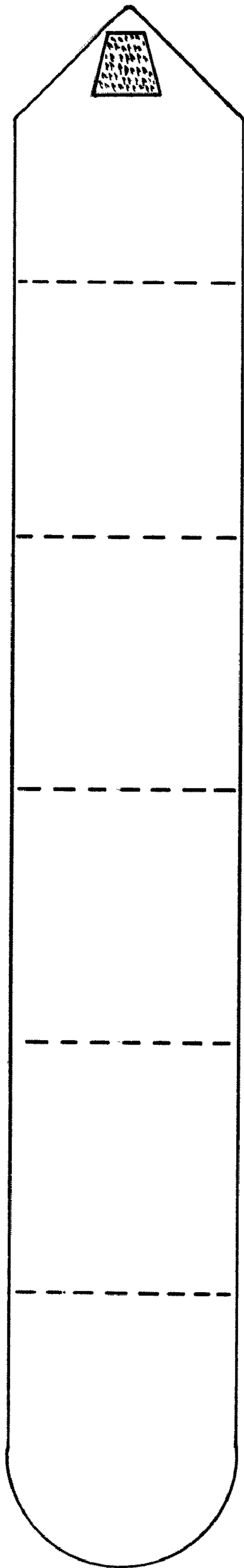


Figure 1

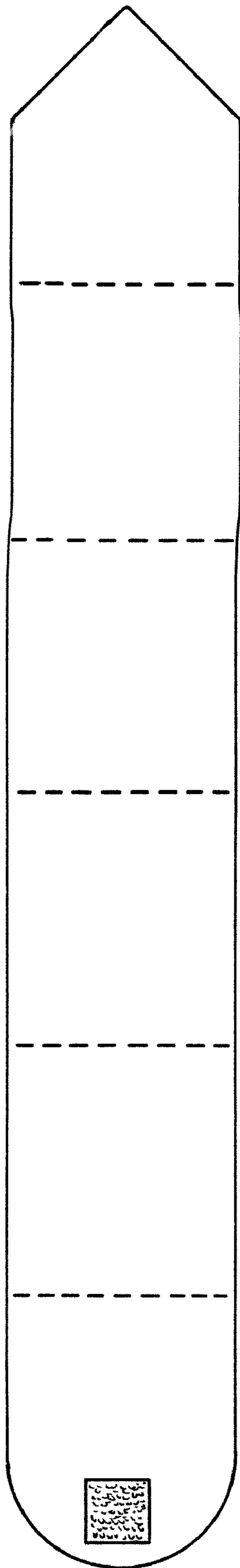


Figure 2



Figure 3



Figure 4



Figure 5



Figure 6

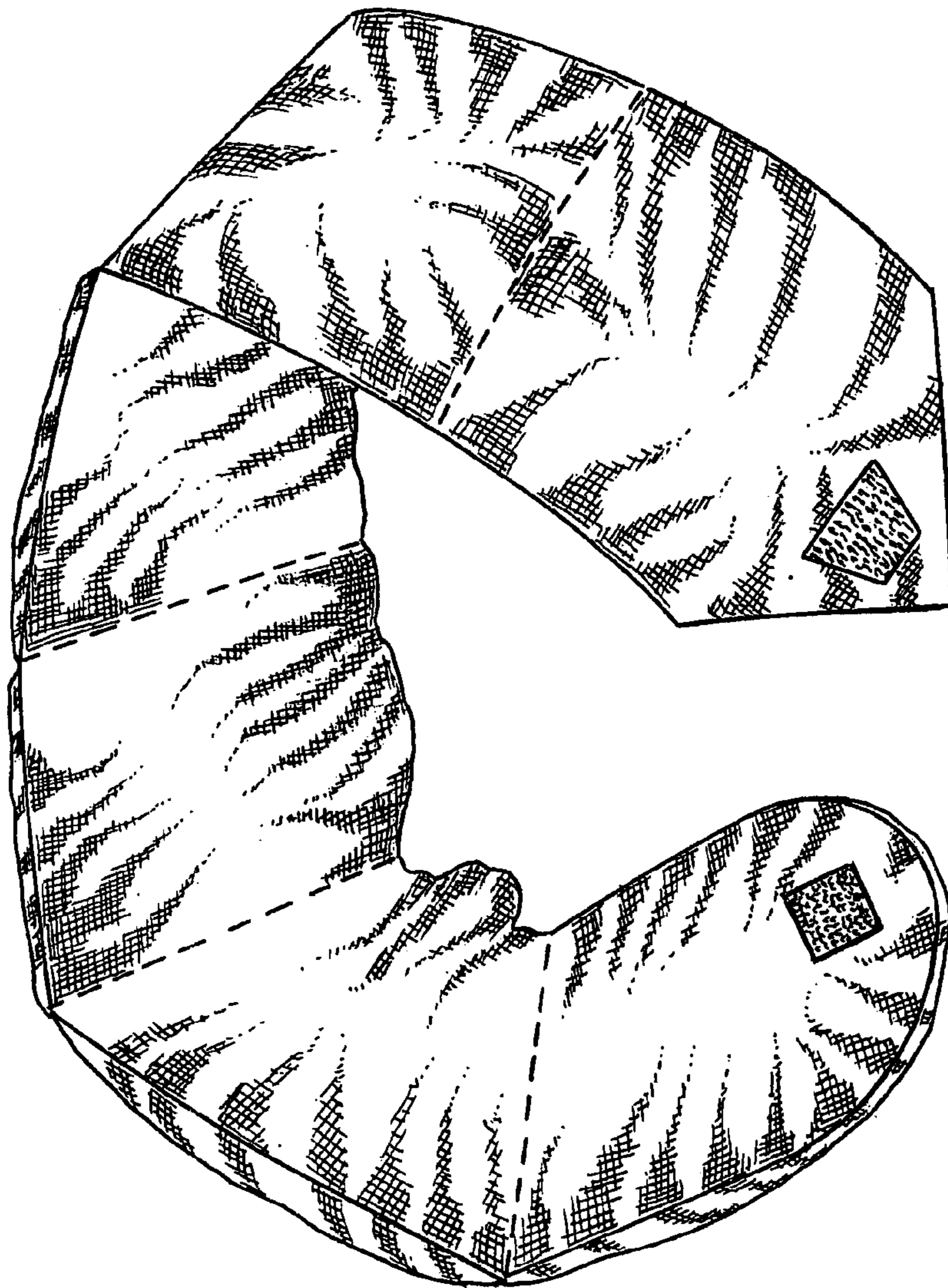


Figure 7




Figure 8