



US00D550364S

(12) **United States Design Patent**
Glover et al.

(10) **Patent No.:** **US D550,364 S**

(45) **Date of Patent:** **** Sep. 4, 2007**

(54) **HANDHELD MEDICAL INFORMATION
TERMINAL**

(75) Inventors: **Jason C. Glover**, Atlanta, GA (US);
Mark P. McJunkin, Atlanta, GA (US);
Dean Q. Nguyen, Atlanta, GA (US);
Brian K. Laser, Suwanee, GA (US)

(73) Assignee: **Doc Pat, Inc.**, Atlanta, GA (US)

(**) Term: **14 Years**

(21) Appl. No.: **29/239,280**

(22) Filed: **Sep. 28, 2005**

(51) **LOC (8) Cl.** **24-01**

(52) **U.S. Cl.** **D24/186**

(58) **Field of Classification Search** D24/138,
D24/160, 167-170, 185-187, 200, 216-234;
D10/81; D14/341, 342, 346; 600/345, 393,
600/484, 513, 519, 528, 532, 536, 538, 549,
600/586

See application file for complete search history.

(56) **References Cited**

U.S. PATENT DOCUMENTS

5,530,208 A	6/1996	Moriconi et al.	
D390,666 S *	2/1998	Lagerlof	D24/186
D414,870 S *	10/1999	Saltzstein et al.	D24/186
D420,446 S *	2/2000	Kehr et al.	D24/186
D437,058 S *	1/2001	Gozani	D24/186
D456,804 S	5/2002	Fisher et al.	
D466,504 S	12/2002	Masuda et al.	
D466,878 S	12/2002	Porter	
D485,267 S	1/2004	Chien	
D495,800 S *	9/2004	Kaar et al.	D24/169
D496,658 S	9/2004	Koloski et al.	
D499,401 S	12/2004	Miller	
D501,473 S	2/2005	Nakata	

D501,474 S	2/2005	Koloski et al.	
D501,853 S	2/2005	Koloski et al.	
D502,655 S *	3/2005	Huang	D10/81
D503,641 S *	4/2005	Huang	D10/81
D504,953 S *	5/2005	Ryan	D24/200
D505,726 S *	5/2005	Ryan	D24/200
D505,950 S	6/2005	Summit et al.	
D522,657 S *	6/2006	Murphy et al.	D24/186
D526,063 S *	8/2006	Widener et al.	D24/186
D535,031 S *	1/2007	Barrett et al.	D24/186
D537,164 S *	2/2007	Shigemori et al.	D24/138
2004/0145866 A1	7/2004	Lilenfeld	

* cited by examiner

Primary Examiner—Louis Zarfaz

Assistant Examiner—Mark Cavanna

(74) *Attorney, Agent, or Firm*—Jason A. Bernstein; Powell Goldstein LLP

(57) **CLAIM**

The ornamental design for a handheld medical information terminal, as shown and described.

DESCRIPTION

FIG. 1 is a top plan view of a handheld medical information terminal showing our new design;

FIG. 2 is a perspective view thereof;

FIG. 3 is another perspective view thereof showing the stylus detached from the handheld medical information terminal;

FIG. 4 is a bottom plan view thereof;

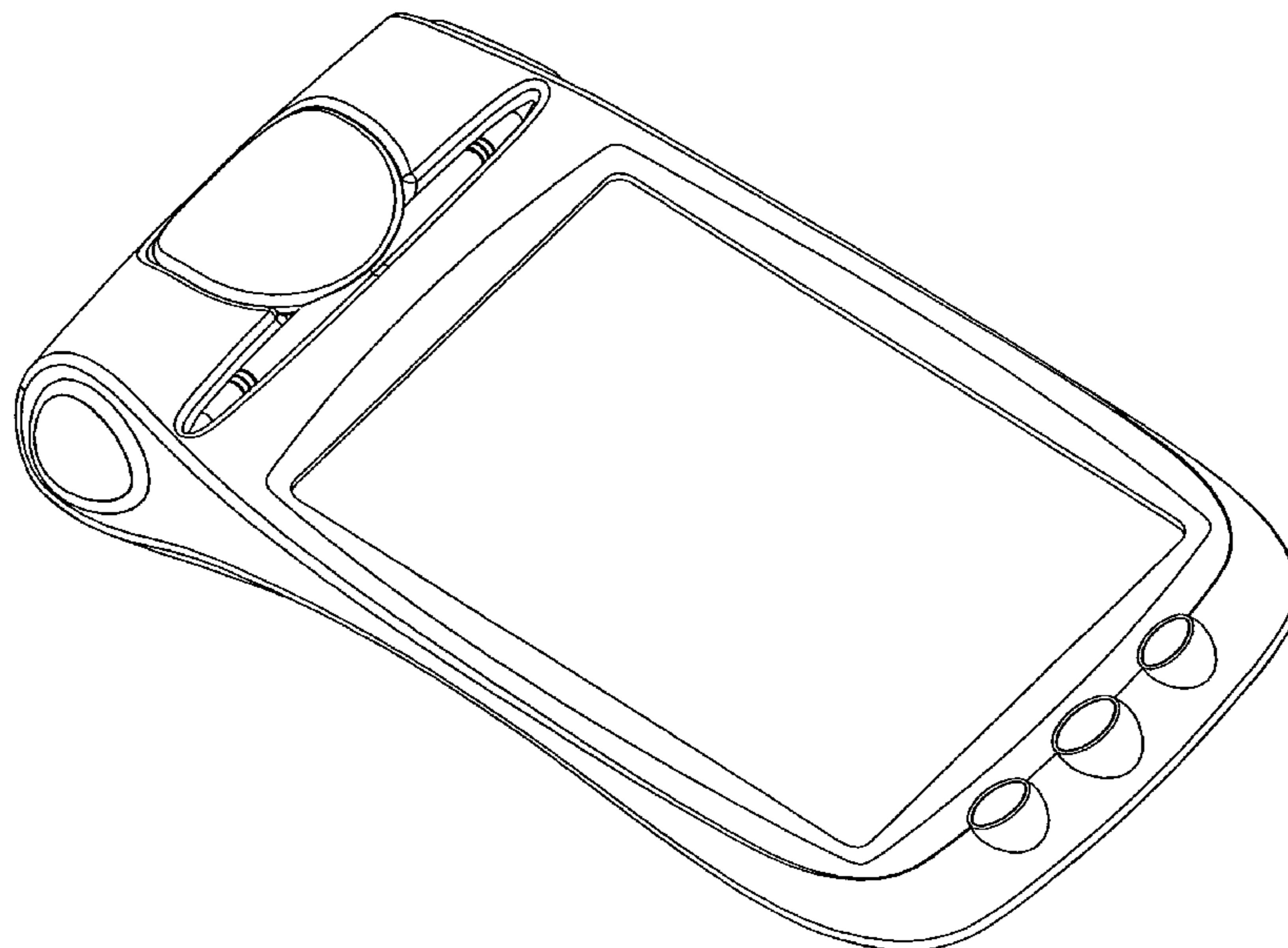
FIG. 5 is a left side view thereof;

FIG. 6 is a right side view thereof;

FIG. 7 is a rear plan view thereof; and,

FIG. 8 is a front plan view thereof.

1 Claim, 8 Drawing Sheets






FIG. 1

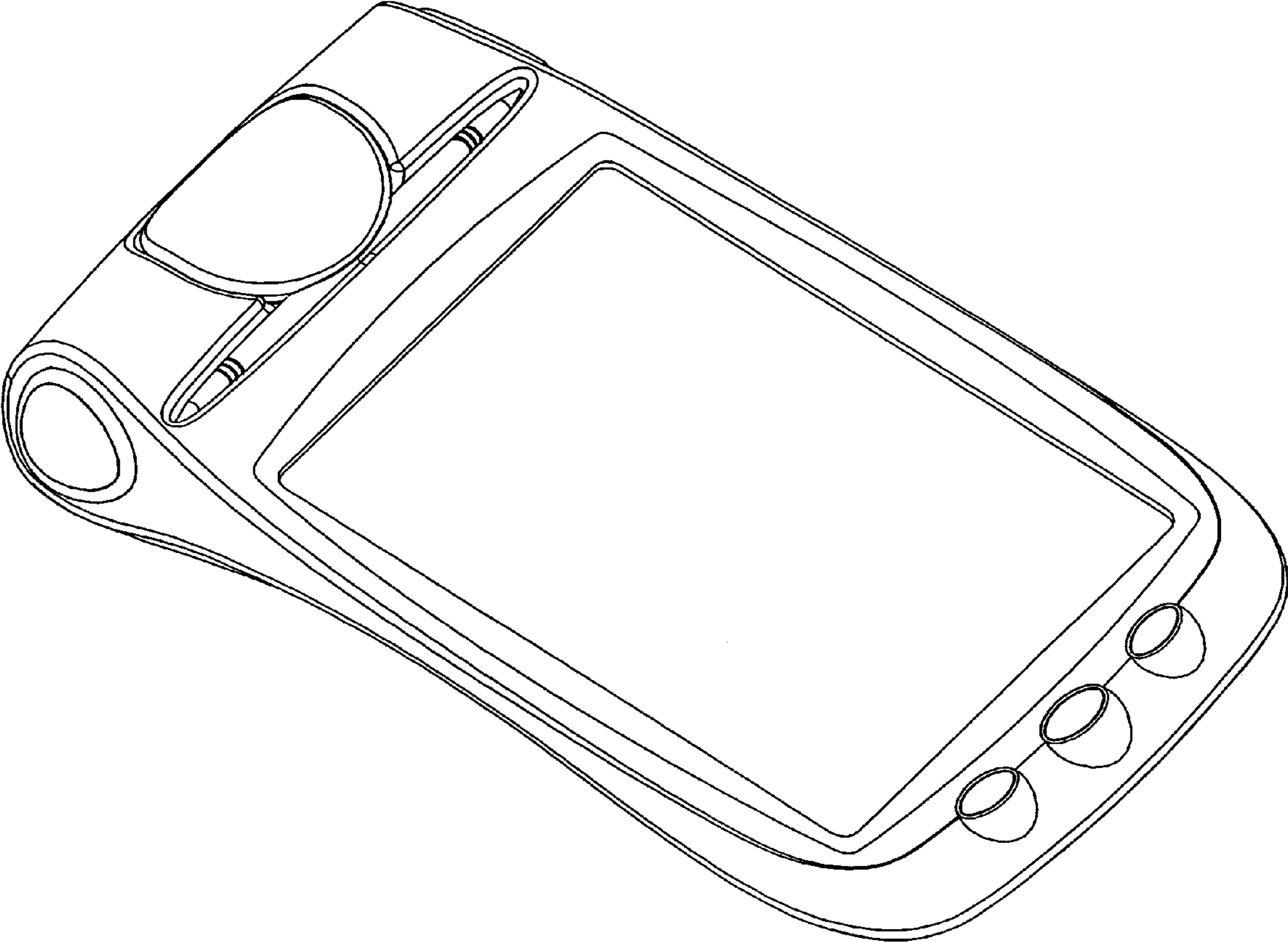


FIG. 2

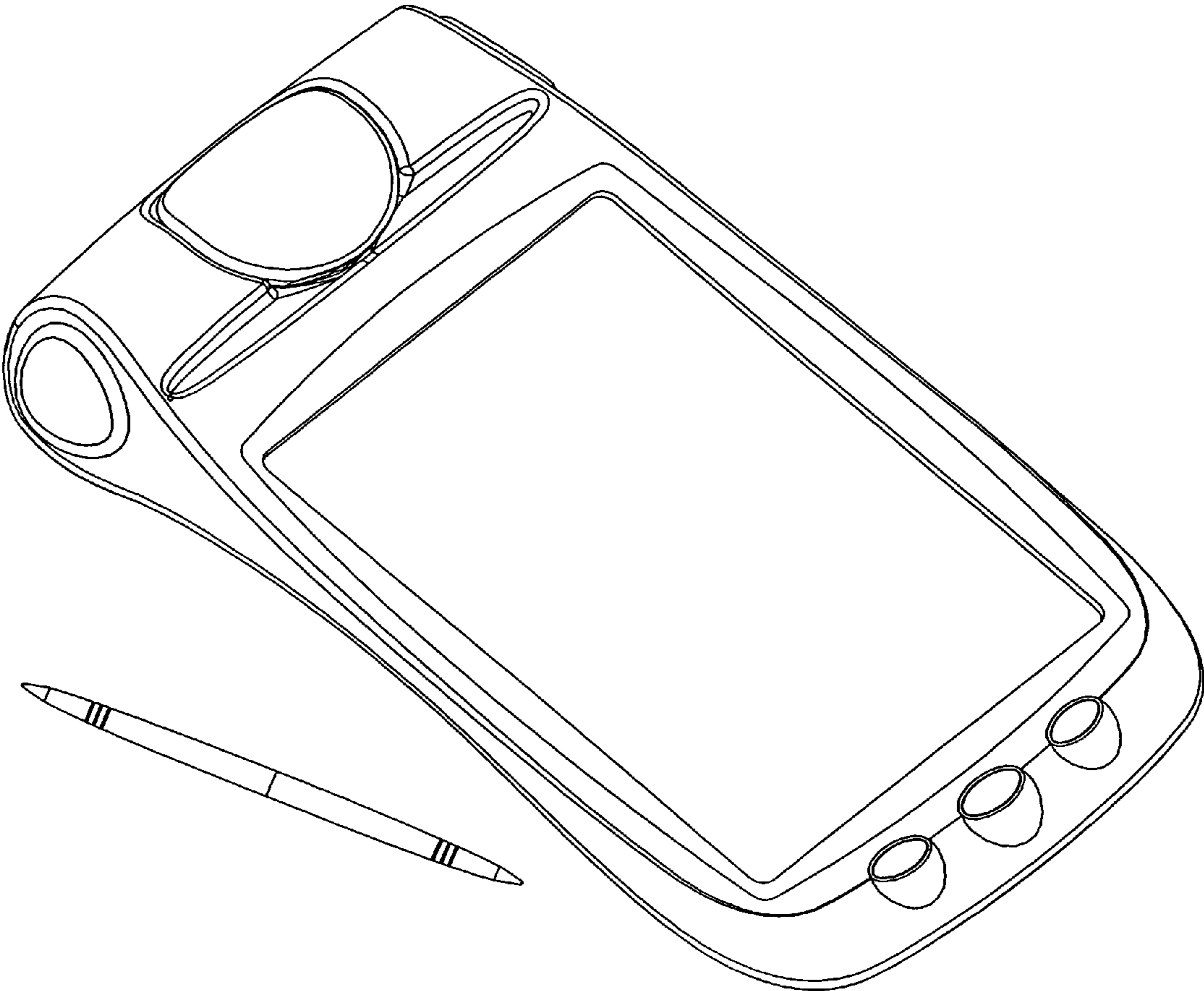


FIG. 3




FIG. 4



FIG. 5

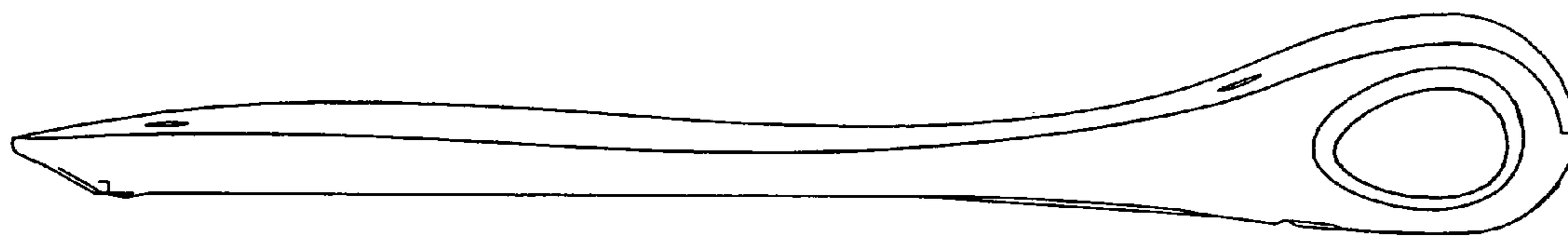


FIG. 6

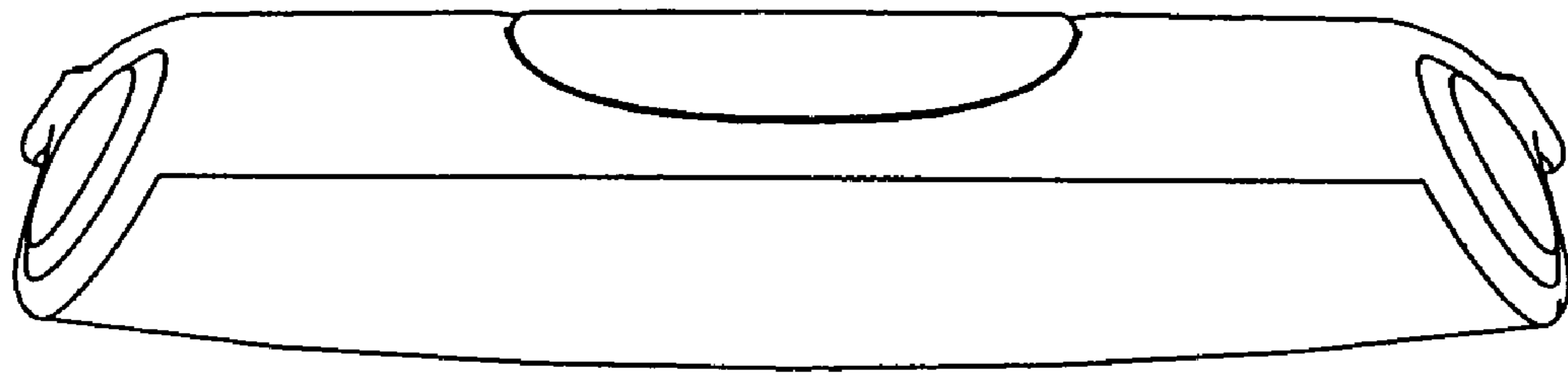


FIG. 7




FIG. 8