



US00D550363S

(12) **United States Design Patent** (10) **Patent No.:** **US D550,363 S**
Hannant et al. (45) **Date of Patent:** **** Sep. 4, 2007**

(54) **LANCING DEVICE**

(75) Inventors: **Matthew Hannant**, Kingston Upon Thames (GB); **James West**, Clifton (GB)

(73) Assignee: **Roche Diagnostics Operations, Inc.**, Indianapolis, IN (US)

(**) Term: **14 Years**

(21) Appl. No.: **29/235,180**

(22) Filed: **Jul. 28, 2005**

(30) **Foreign Application Priority Data**

Mar. 5, 2005 (DE) 405 00 439

(51) **LOC (8) Cl.** **24-01**

(52) **U.S. Cl.** **D24/186**

(58) **Field of Classification Search** D24/114, D24/133, 146-147, 185-187, 216-234; 600/573, 600/583; 606/181-182, 184-185
See application file for complete search history.

(56) **References Cited**

U.S. PATENT DOCUMENTS

D277,507 S *	2/1985	Levy	D24/147
D297,459 S *	8/1988	Heiland et al.	D24/147
4,895,147 A *	1/1990	Bodicky et al.	606/182
D322,479 S *	12/1991	Miyaguchi	D24/147

5,613,978 A *	3/1997	Harding	606/181
5,984,940 A *	11/1999	Davis et al.	606/181
6,045,567 A *	4/2000	Taylor et al.	606/181
D428,150 S *	7/2000	Ruf et al.	D24/146
D429,814 S *	8/2000	Lorwald et al.	D24/147
6,530,937 B1 *	3/2003	Schraga	606/182
6,558,402 B1 *	5/2003	Chelak et al.	606/182
D493,532 S *	7/2004	Levaughn et al.	D24/146
2003/0199892 A1 *	10/2003	Kim	606/181

* cited by examiner

Primary Examiner—Louis Zarfaz

Assistant Examiner—Mark Cavanna

(74) *Attorney, Agent, or Firm*—Bose McKinney & Evans LLP

(57) **CLAIM**

The ornamental design for a lancing device, as shown and described.

DESCRIPTION

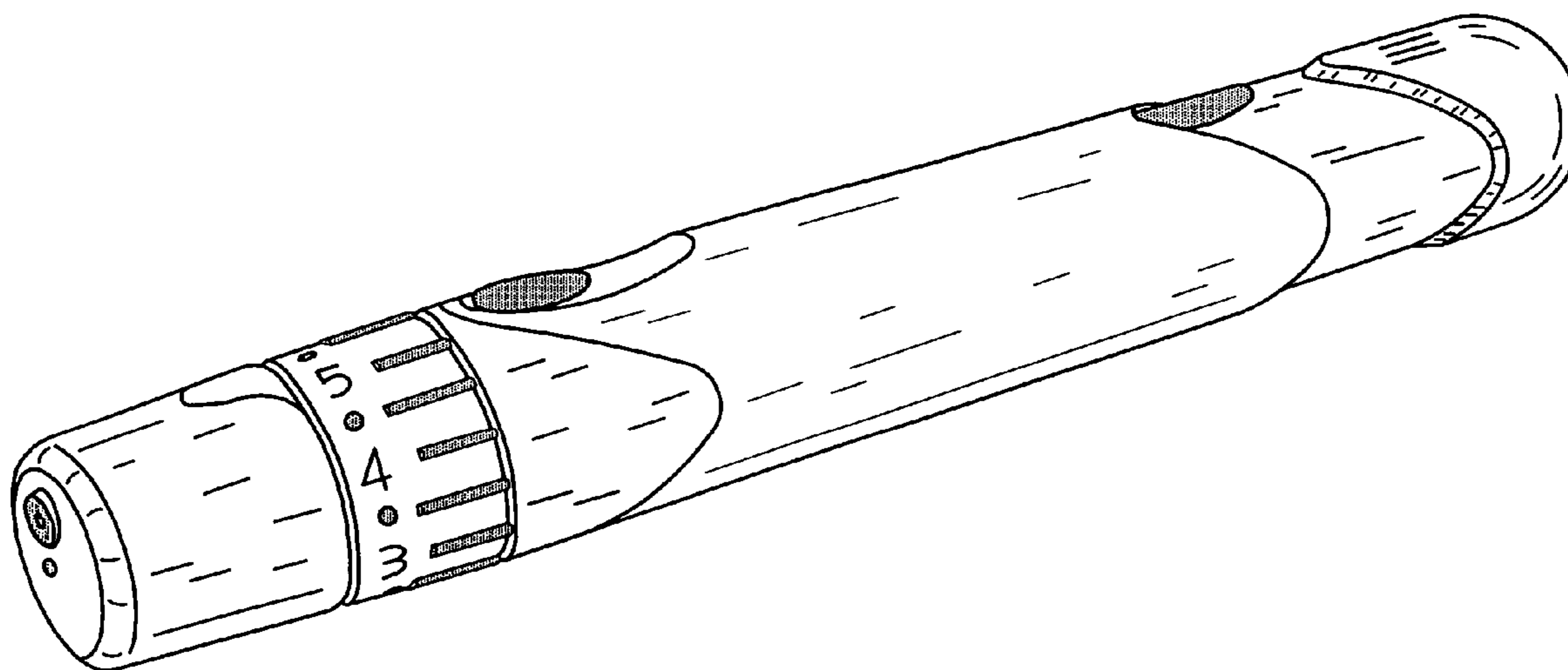
FIG. 1 is a perspective view of the lancing device that illustrates the novel design;

FIG. 2 is a side elevational view of the lancing device of FIG. 1;

FIG. 3 is a top plan view of the lancing device of FIG. 1; and,

FIG. 4 is an end elevational view of the lancing device of FIG. 1.

1 Claim, 4 Drawing Sheets



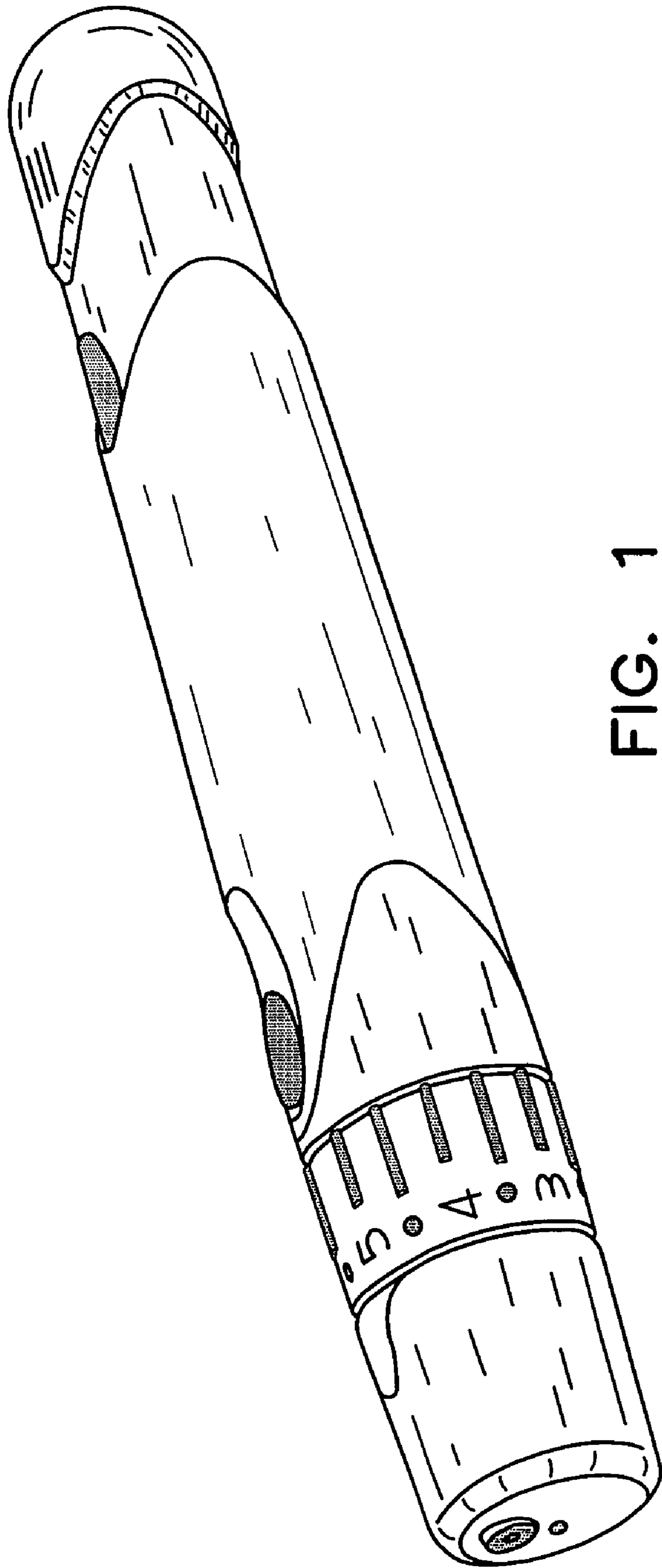


FIG. 1

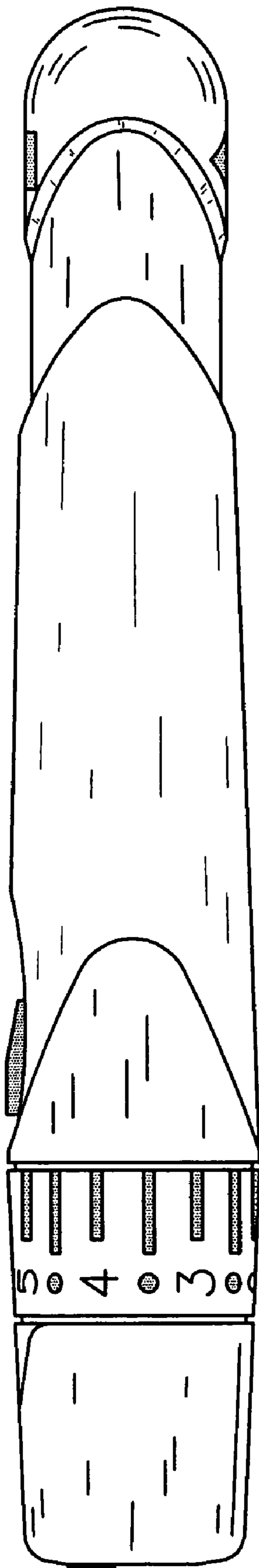


FIG. 2

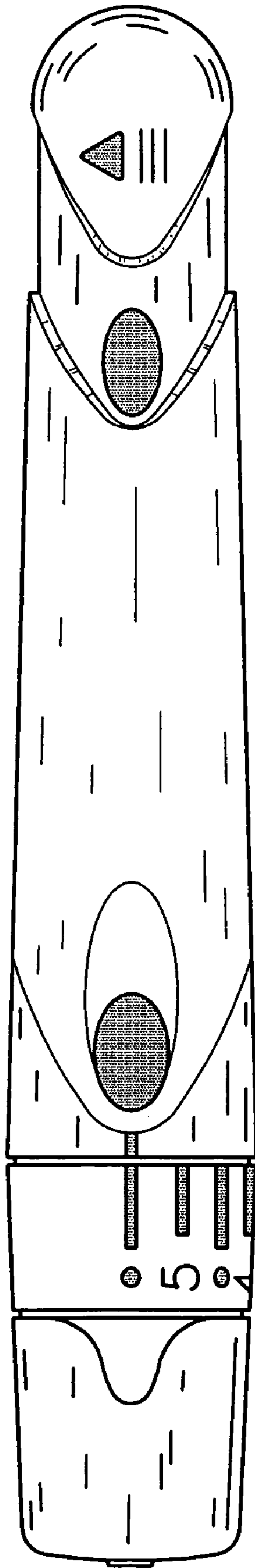


FIG. 3

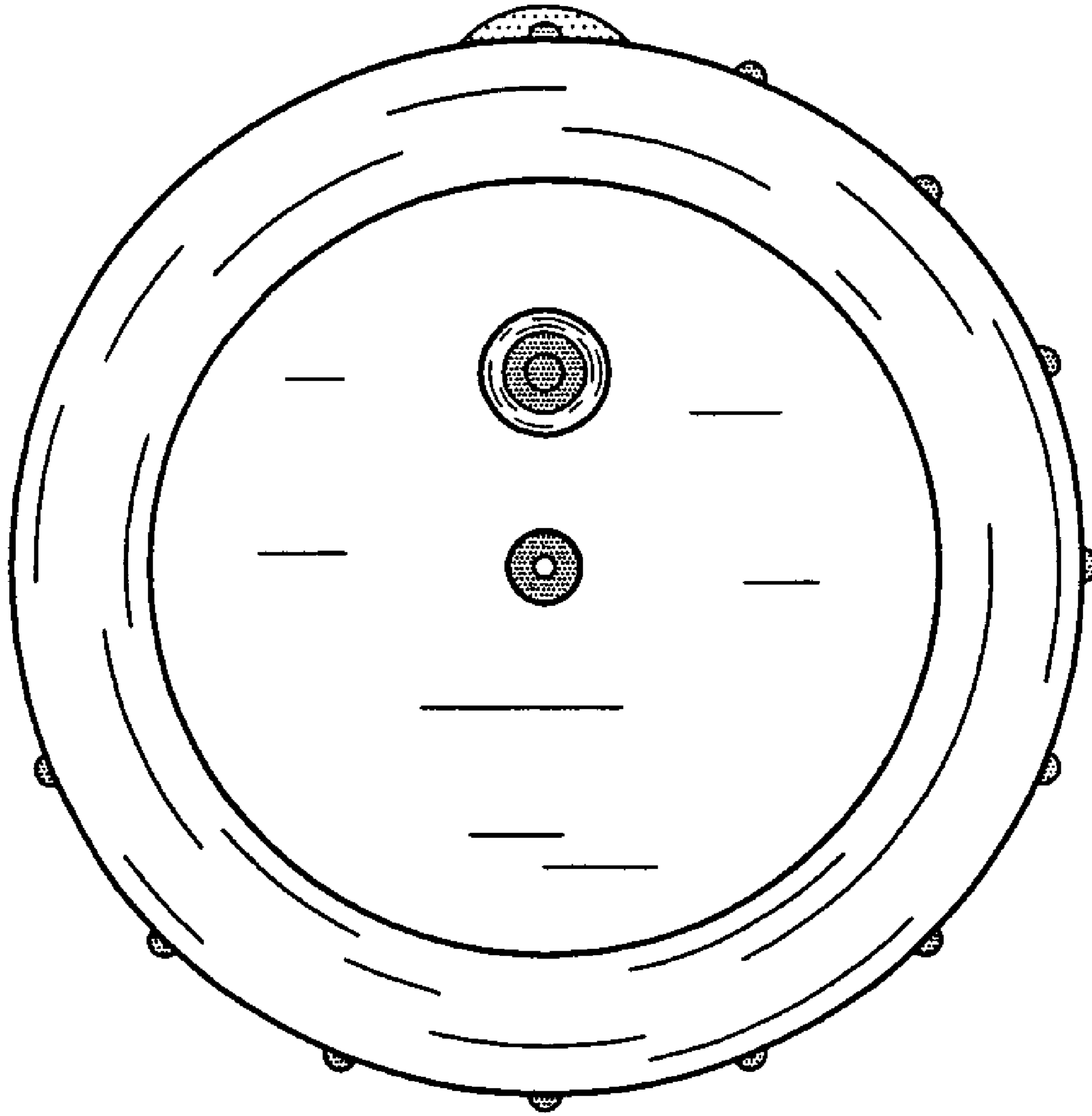


FIG. 4