



US00D550354S

(12) **United States Design Patent**  
**Raya**

(10) **Patent No.:** **US D550,354 S**  
(45) **Date of Patent:** **\*\* Sep. 4, 2007**

(54) **BELT WITH SECURING HOOKS FOR ATTACHMENT TO COLLECTION BAG FOR KIDNEY AND BLADDER LIQUIDS**

6,544,232 B1 \* 4/2003 McDaniel ..... 604/174  
6,610,032 B1 \* 8/2003 Prody ..... 604/179  
D485,062 S \* 1/2004 Hotz ..... D3/228

(76) Inventor: **Ruben N. Raya**, 946 W. Brook, Santa Ana, CA (US) 92703

\* cited by examiner

(\*\*) Term: **14 Years**

*Primary Examiner*—Louis S. Zarfaz

*Assistant Examiner*—Eric L. Goodman

(21) Appl. No.: **29/253,878**

(74) *Attorney, Agent, or Firm*—Willie Krawitz

(22) Filed: **Feb. 14, 2006**

(57) **CLAIM**

(51) **LOC (8) Cl.** ..... **24-99**

The ornamental design for a belt with securing hooks for attachment to collection bag for kidney and bladder liquids, as shown and described.

(52) **U.S. Cl.** ..... **D24/128**

(58) **Field of Classification Search** ..... D24/118,  
D24/128, 187; 604/174, 178, 179-180; 602/57;  
128/DIG. 26, DIG. 126; D3/224, 228  
See application file for complete search history.

**DESCRIPTION**

(56) **References Cited**

FIG. 1 is a top front perspective of a belt with securing hooks for attachment to collection bag for kidney and bladder liquids, showing my design;

**U.S. PATENT DOCUMENTS**

FIG. 2 is a front elevation view thereof;

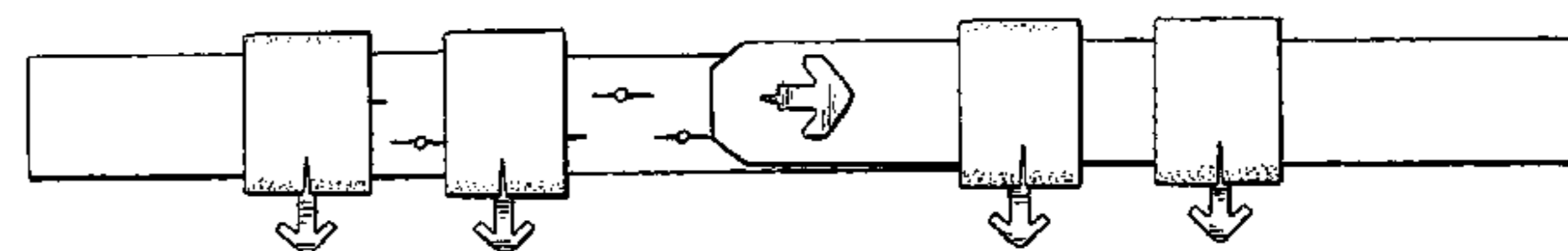
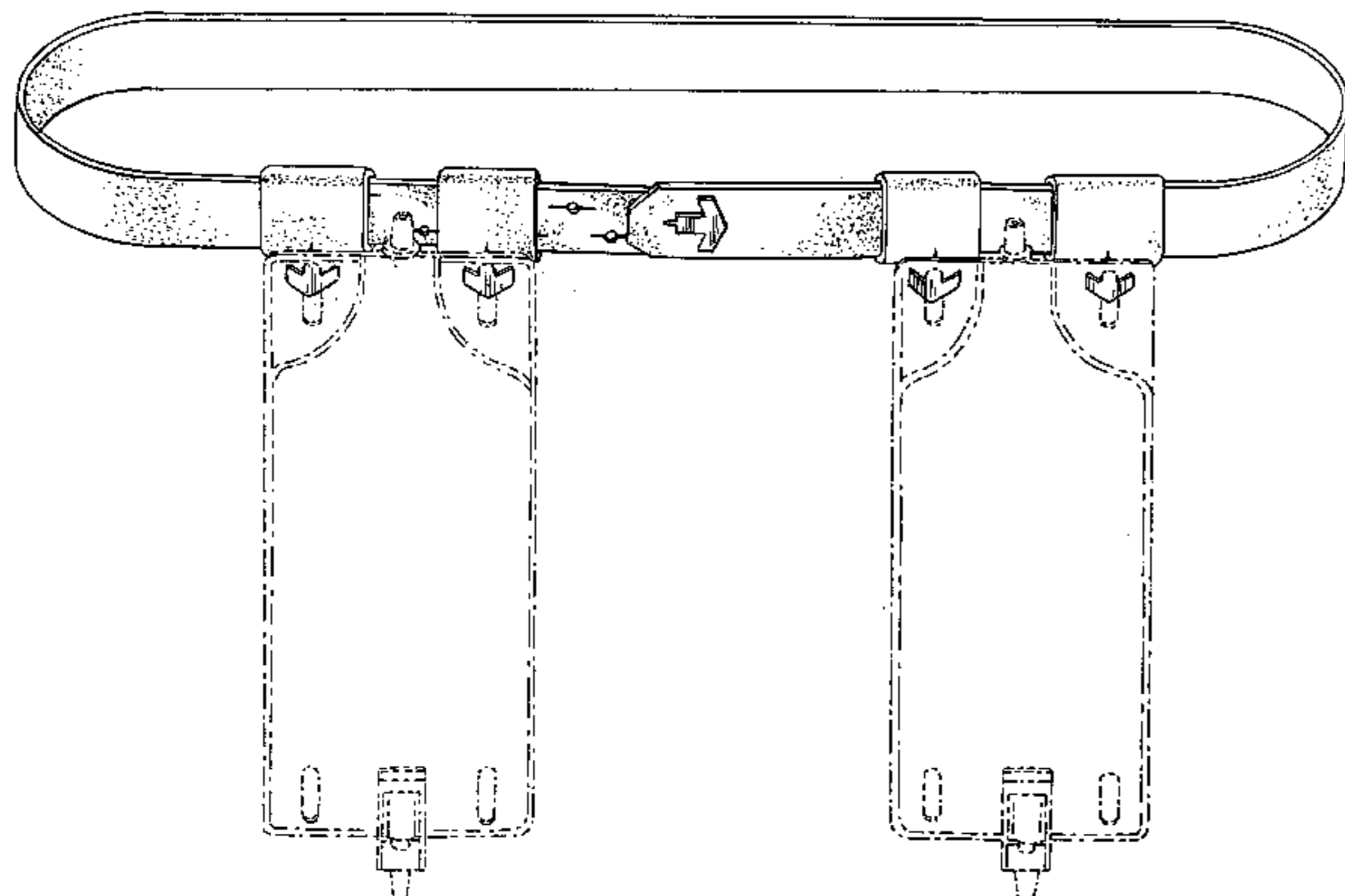
2,661,711	A *	12/1953	Evans	.....	114/210
3,963,157	A *	6/1976	Truax et al.	.....	224/663
D290,306	S *	6/1987	Pickens	.....	D3/224
5,468,229	A *	11/1995	Chandler	.....	604/179
5,496,282	A *	3/1996	Militzer et al.	.....	604/179
5,824,032	A *	10/1998	Belden	.....	607/126
D418,449	S *	1/2000	Lawrence, Jr.	.....	D11/212
6,021,779	A *	2/2000	Pagan	.....	128/207.15
6,168,578	B1 *	1/2001	Diamond	.....	604/29

FIG. 3 is a bottom plan view thereof; and,

FIG. 4 is a rear elevation view thereof.

The broken line showing of the collection bags for kidney and bladder liquids in FIG. 1 is included for the purpose of illustrating environmental structure and forms no part of the claimed design.

**1 Claim, 2 Drawing Sheets**



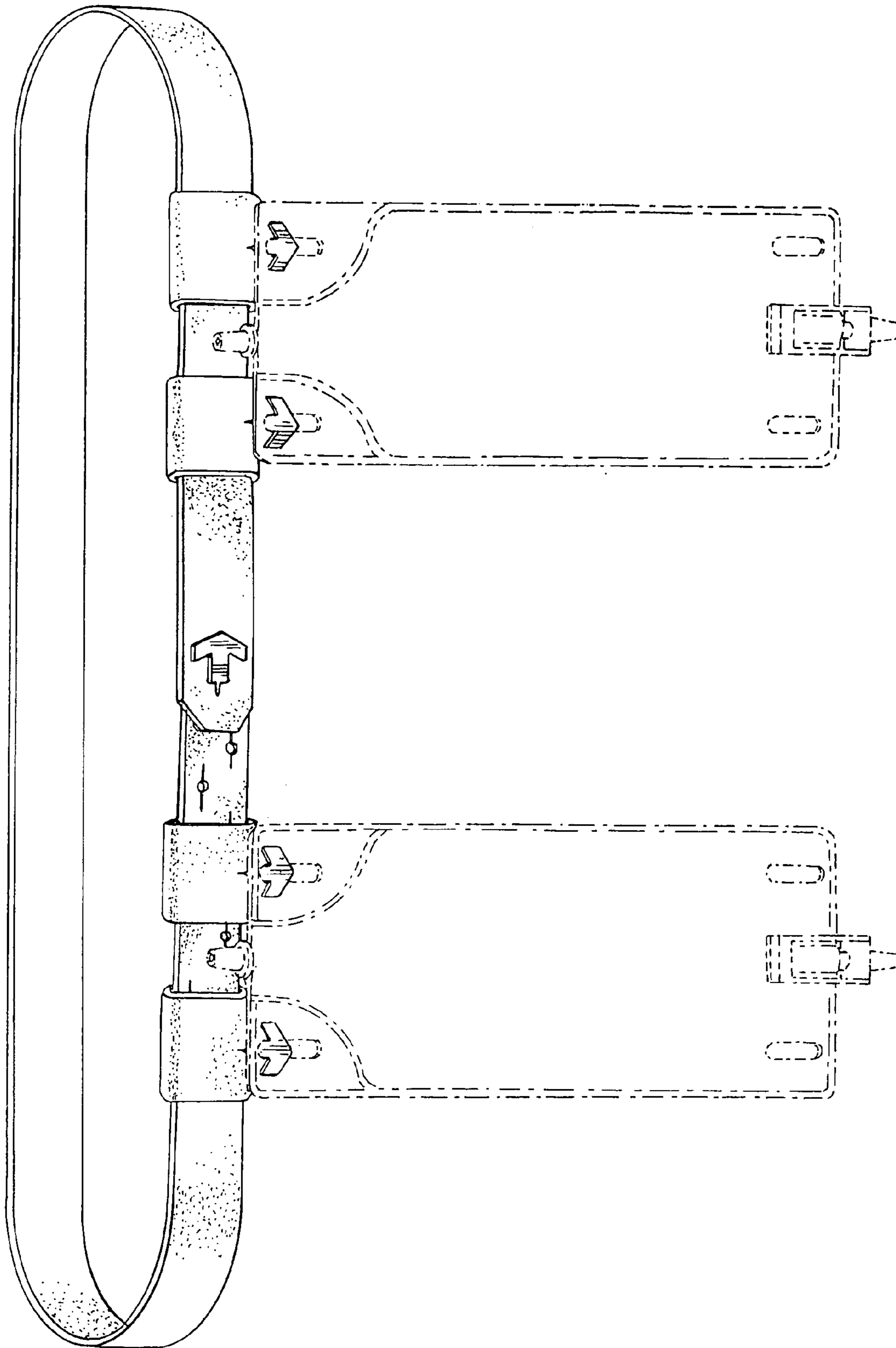


FIG. 1

FIG. 2

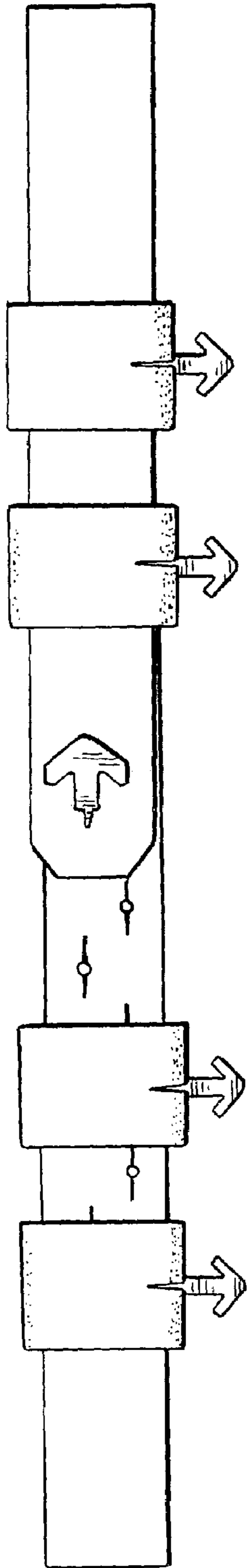


FIG. 3

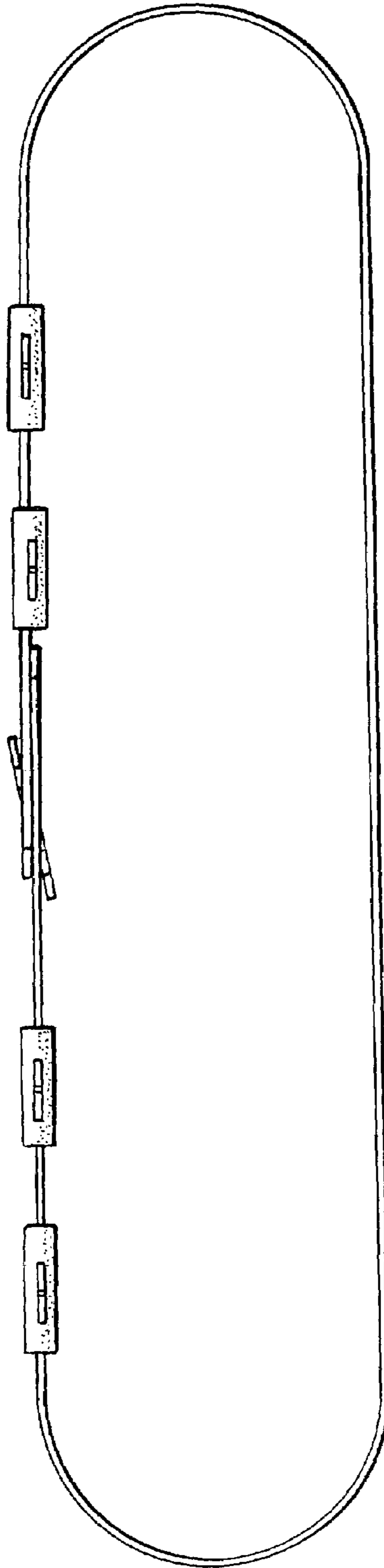


FIG. 4

