



US00D550347S

(12) **United States Design Patent**  
**Norton**

(10) **Patent No.:** **US D550,347 S**

(45) **Date of Patent:** **\*\* Sep. 4, 2007**

(54) **NOSTRIL CLIP FOR FACILITATING BREATHING**

(76) **Inventor:** **Willard S. Norton**, 5608 NE. Oaktree La., Kansas City, MO (US) 64118

(\*\*) **Term:** **14 Years**

(21) **Appl. No.:** **29/251,844**

(22) **Filed:** **Jan. 13, 2006**

(51) **LOC (8) Cl.** ..... **24-04**

(52) **U.S. Cl.** ..... **D24/106**

(58) **Field of Classification Search** ..... D24/106, D24/143, 158; D11/4; D28/39, 75; 128/200.24, 128/201.18, 206.11, 858; 606/199, 151, 606/204.45; 239/34  
See application file for complete search history.

(56) **References Cited**

**U.S. PATENT DOCUMENTS**

- 851,048 A \* 4/1907 Woodward ..... 606/199
- D430,058 S \* 8/2000 Barber ..... D11/4
- D494,671 S \* 8/2004 Chiang ..... D24/106
- 7,108,198 B2 \* 9/2006 Altadonna, Jr. .... 239/34

**OTHER PUBLICATIONS**

Breath Right® Nasal Strips product information found at Breath Right web site [www.breathright.com/products/nasal\\_strips.asp](http://www.breathright.com/products/nasal_strips.asp), Jan, 13, 2006.

\* cited by examiner

*Primary Examiner*—Ian Simmons

*Assistant Examiner*—Christopher Lee

(57) **CLAIM**

The ornamental design for a nostril clip for facilitating breathing, as shown and described.

**DESCRIPTION**

FIG. 1 is an upper, front, left side perspective view of a nostril clip showing my new design;

FIG. 2 is a top plan view thereof;


FIG. 3 is a bottom plan view thereof;

FIG. 4 is a left side elevational view thereof; the right side is a mirror image thereof;


FIG. 5 is a front elevational view thereof; and,

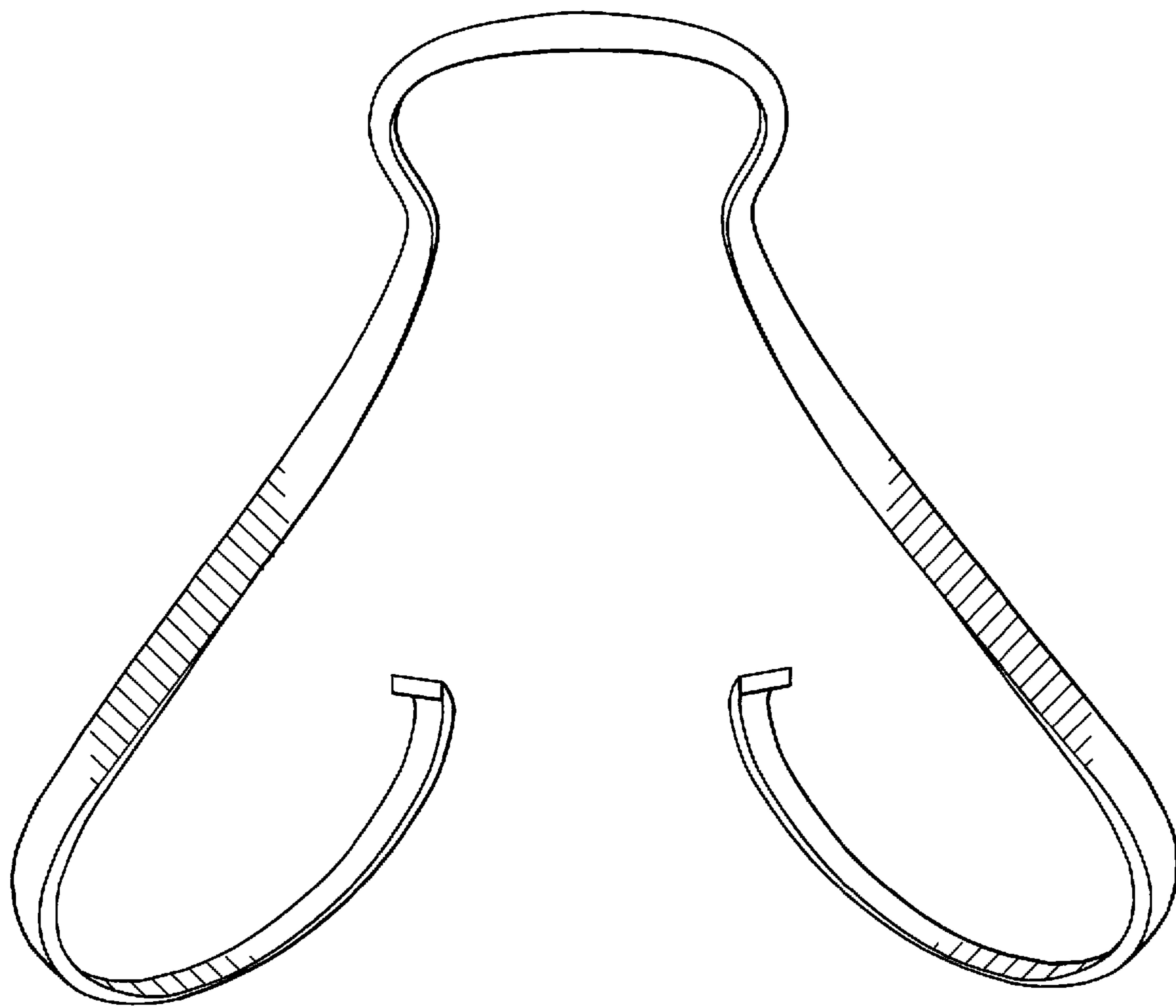
FIG. 6 is a rear elevational view.

**1 Claim, 6 Drawing Sheets**

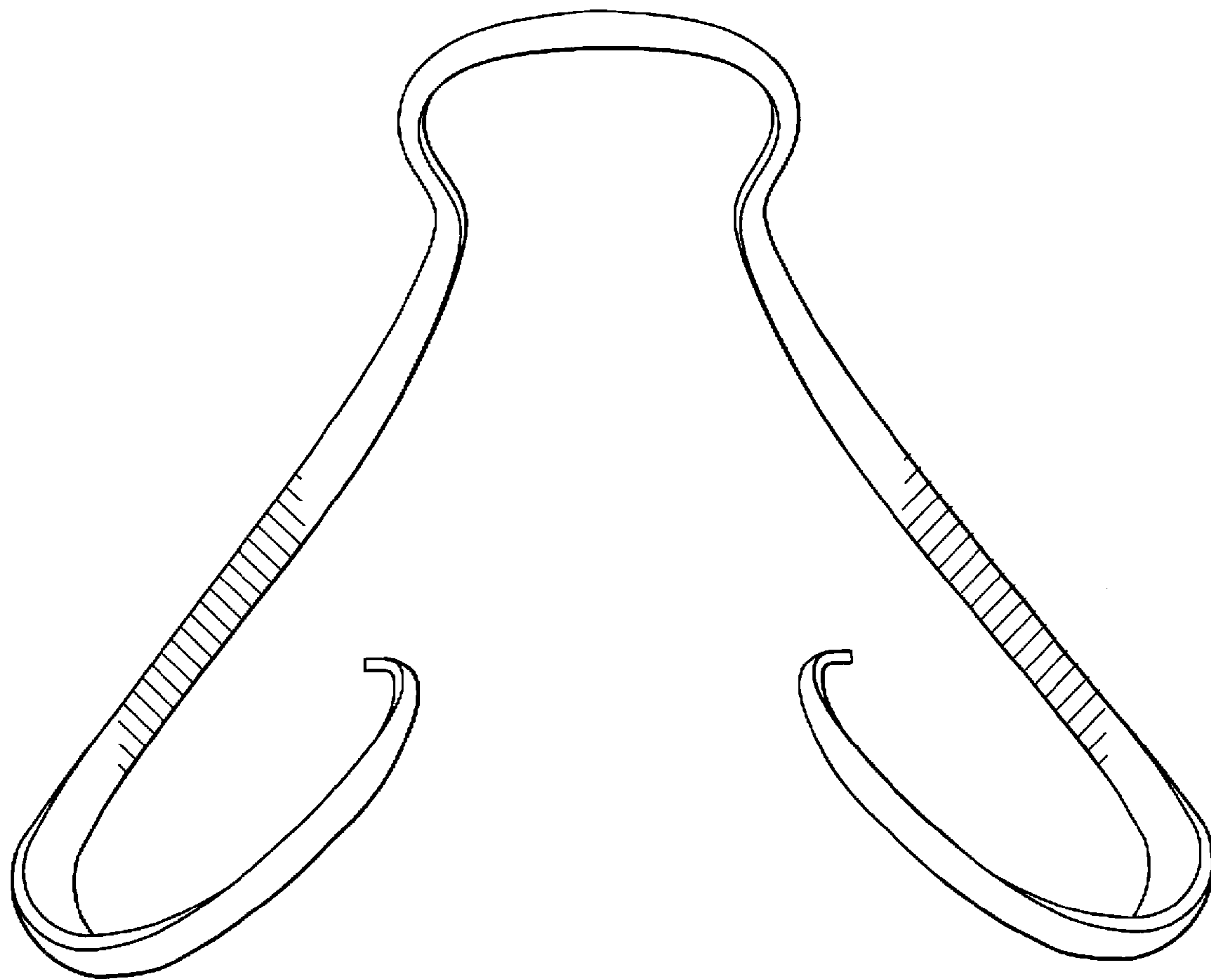


*FIG. 1*

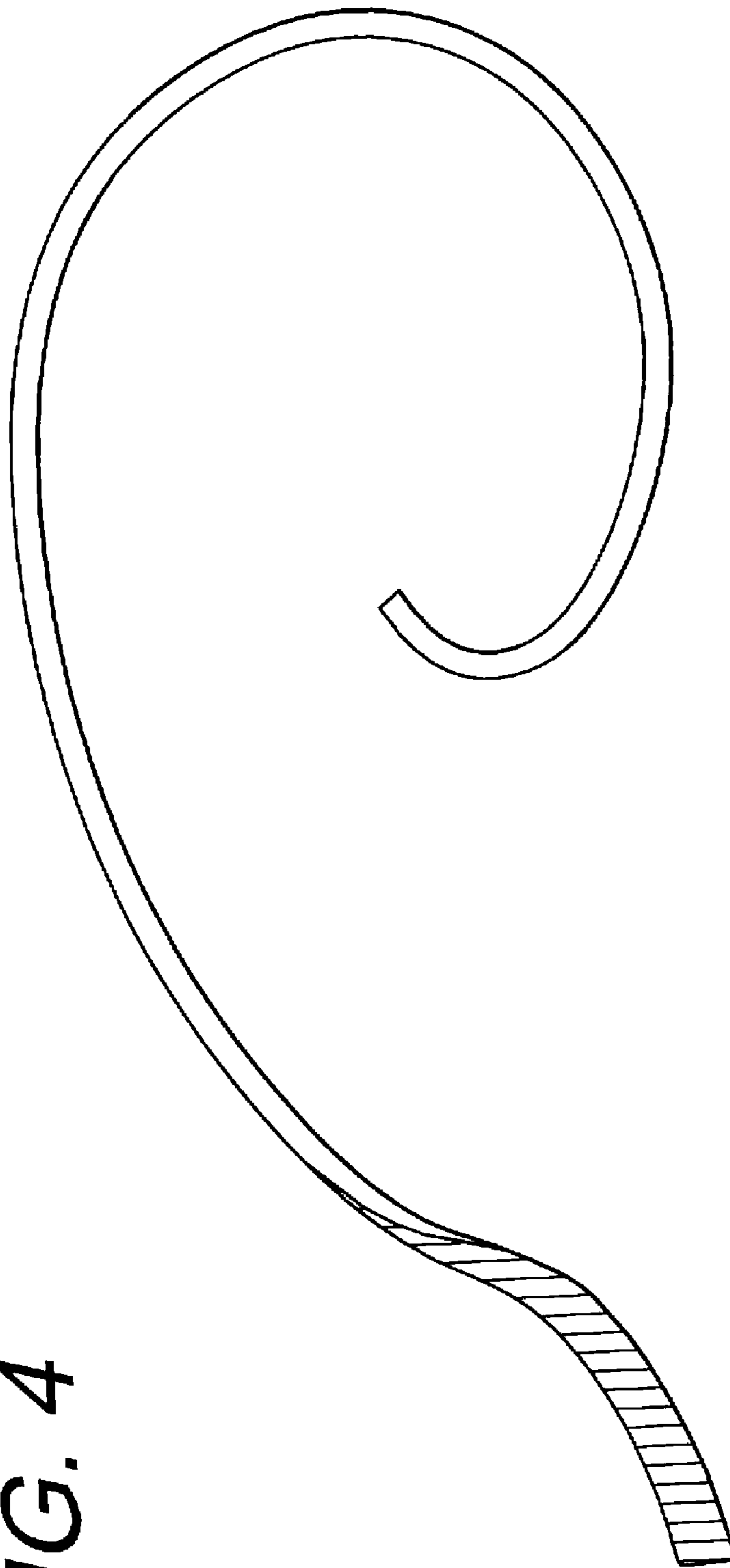




**FIG. 2**



*FIG. 3*



**FIG. 4**

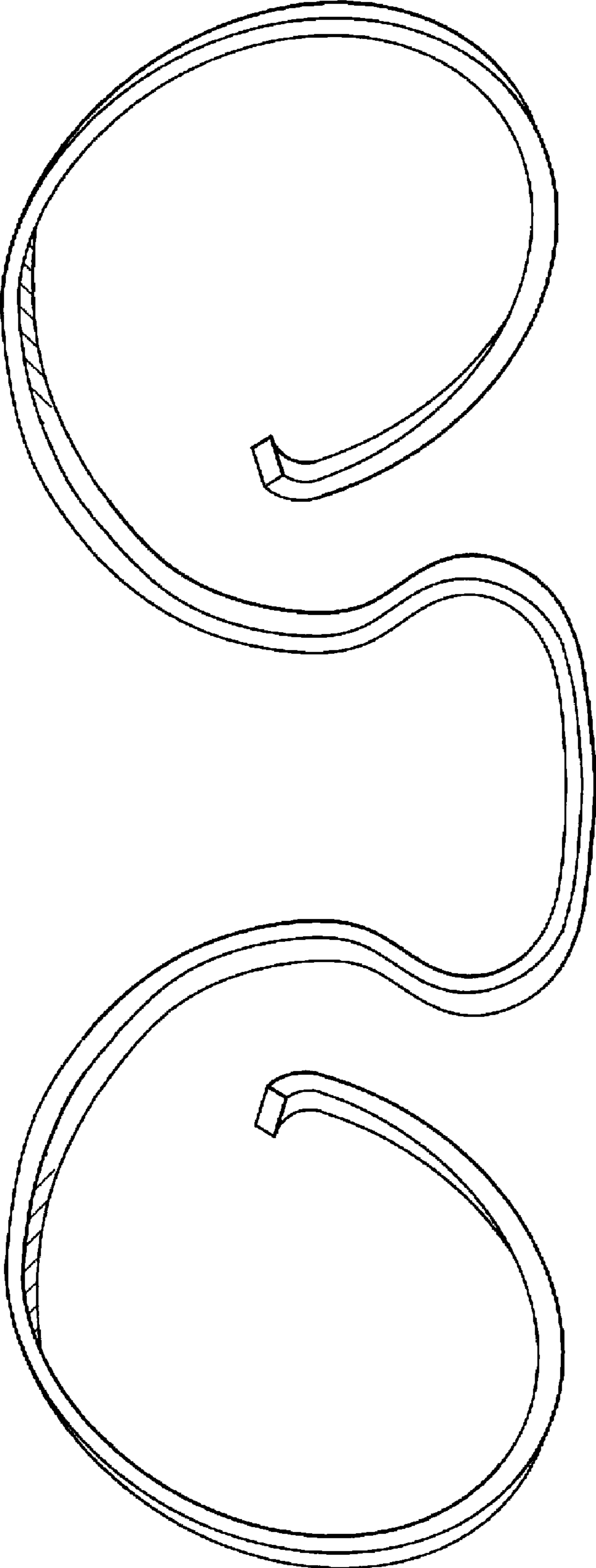
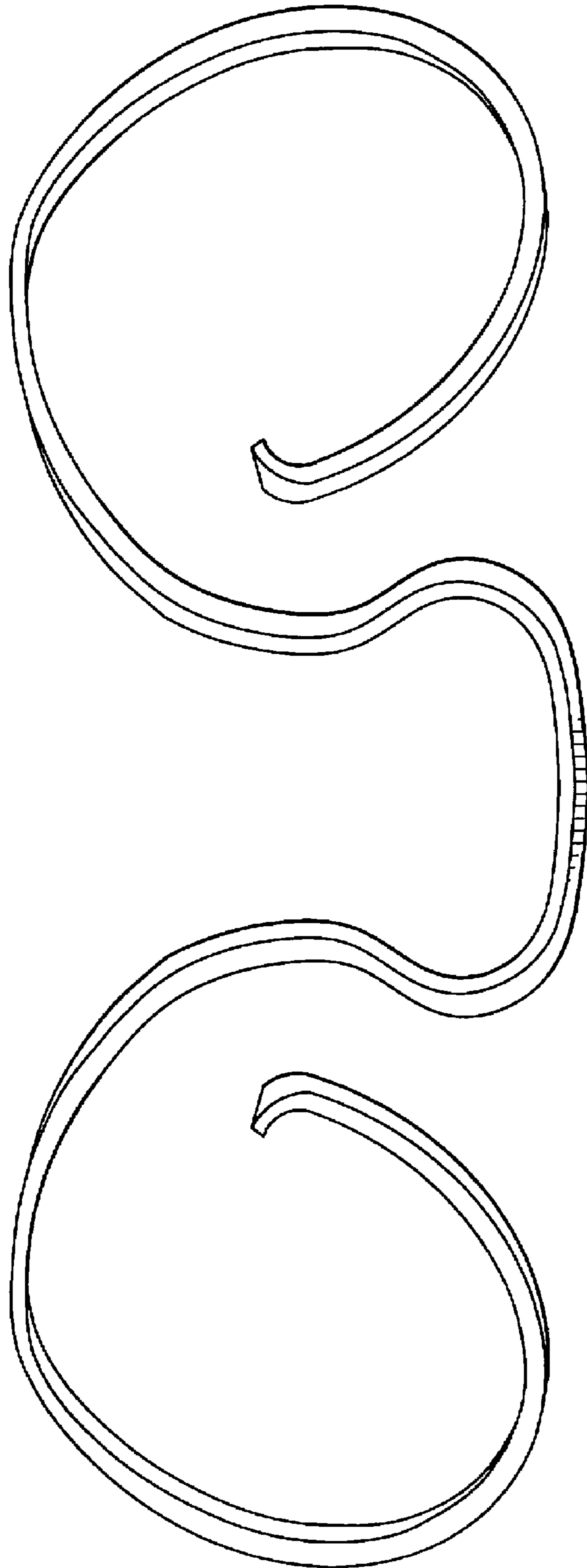


FIG. 5



**FIG. 6**