



US00D550338S

(12) **United States Design Patent** (10) **Patent No.:** **US D550,338 S**
Harrod et al. (45) **Date of Patent:** **** Sep. 4, 2007**

(54) **PANEL SECTIONS FOR AN AIR HANDLER DOOR**

(75) Inventors: **Gregory R. Harrod**, Wichita, KS (US);
Gerald W. Gaeddert, Newton, KS (US)

(73) Assignee: **York International Corporation**, York, PA (US)

(**) Term: **14 Years**

(21) Appl. No.: **29/255,875**

(22) Filed: **Mar. 13, 2006**

(51) **LOC (8) Cl.** **23-03**

(52) **U.S. Cl.** **D23/329; D23/314**

(58) **Field of Classification Search** D23/329,
D23/328, 354, 357, 366, 144, 141, 353, 386-395,
D23/411, 412, 499; D14/353, 354, 355,
D14/441, 443-6, 349, 183, 257, 450, 440,
D14/242, 310, 308, 369, 240; D13/184,
D13/110; D7/407; D6/95; 165/299; 126/110 B,
126/93; 72/67, 80, 82-84, 86; 52/95, 302.3;
416/247 R, 244 R; 392/342, 365-69; 454/237,
454/250, 275-283, 309-320

See application file for complete search history.

(56) **References Cited**

U.S. PATENT DOCUMENTS

| | | |
|-------------|--------|-----------|
| 2,160,264 A | 5/1939 | Furlong |
| 2,243,916 A | 6/1941 | Mueller |
| D148,786 S | 2/1948 | Green |
| D159,487 S | 6/1950 | Jaye |
| D186,006 S | 8/1959 | Fiedler |
| 2,948,276 A | 8/1960 | Harding |
| D203,908 S | 2/1966 | Green |
| D204,219 S | 3/1966 | Bourner |
| D211,173 S | 5/1968 | Duchinsky |
| D211,790 S | 7/1968 | Murray |

| | | |
|------------|--------|--------------|
| D230,981 S | 3/1974 | Dupler |
| D285,830 S | 9/1986 | Daily et al. |
| D307,632 S | 5/1990 | Schulz |
| D325,254 S | 4/1992 | Ruuskanen |
| D345,203 S | 3/1994 | Blevins, Jr. |

(Continued)

Primary Examiner—Louis S. Zarfes

Assistant Examiner—Anna Dworzecka

(74) *Attorney, Agent, or Firm*—McNees Wallace & Nurick LLC

(57) **CLAIM**

The ornamental design for panel sections for an air handler door, as shown and described.

DESCRIPTION

FIG. 1 is a front view of a first panel section for an air handler door showing our new design;

FIG. 2 is a top view of the first panel section of FIG. 1;

FIG. 3 is a side view of the first panel section of FIG. 1;

FIG. 4 is a rear view of the first panel section of FIG. 1;

FIG. 5 is a bottom view of the first panel section of FIG. 1;

FIG. 6 is a front view of a second panel section for an air handler door showing our new design;

FIG. 7 is a top view of the second panel section of FIG. 6;

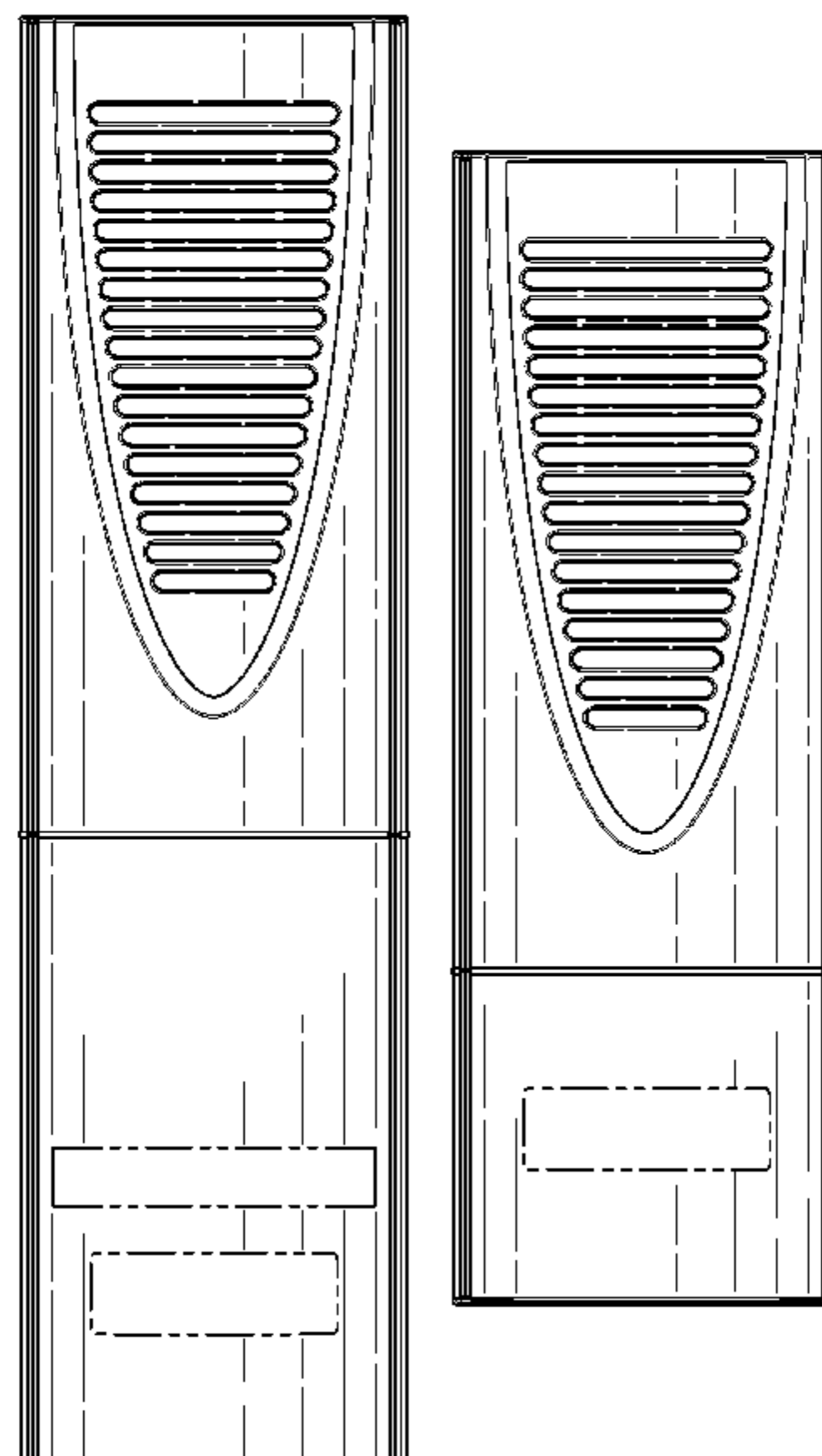
FIG. 8 is a side view of the second panel section of FIG. 6;

FIG. 9 is a rear view of the second panel section of FIG. 6; and,

FIG. 10 is a bottom view of the second panel section of FIG. 6.

The broken lines in FIGS. 1, 4, 6, and 9 are included for purpose of illustrating only and form no part of the claimed design.

1 Claim, 2 Drawing Sheets



US D550,338 S

Page 2

U.S. PATENT DOCUMENTS

| | | | | | | | |
|--------------|---------|------------------|---------|--------------|---------|---------------------|---------|
| D350,189 S | 8/1994 | Blevins, Jr. | | 6,321,034 B2 | 11/2001 | Jones-Lawlor et al. | |
| 5,377,662 A | 1/1995 | Mills et al. | | 6,389,994 B1 | 5/2002 | Chase et al. | |
| D357,063 S | 4/1995 | Blevins, Jr. | | 6,428,592 B1 | 8/2002 | Chase et al. | |
| D357,732 S | 4/1995 | Spechts et al. | | D467,328 S | 12/2002 | Sears et al. | |
| D359,344 S | 6/1995 | De'Longhi | | D467,329 S | 12/2002 | Sears et al. | |
| 5,429,113 A | 7/1995 | Fowler | | D467,330 S | 12/2002 | Sears et al. | |
| D374,927 S | 10/1996 | Chabot | | 6,494,199 B1 | 12/2002 | Zia et al. | |
| D385,023 S | 10/1997 | Newman et al. | | D469,172 S | 1/2003 | Warren et al. | |
| D401,926 S * | 12/1998 | Leman | D14/445 | D483,844 S | 12/2003 | Yamamoto et al. | |
| D402,741 S | 12/1998 | Chen | | D492,319 S * | 6/2004 | Knetsch et al. | D14/445 |
| D403,316 S * | 12/1998 | Fu et al. | D14/446 | D501,544 S | 2/2005 | Smith et al. | |
| D409,739 S | 5/1999 | Hood et al. | | D502,253 S | 2/2005 | Smith et al. | |
| D416,882 S * | 11/1999 | Jean et al. | D14/444 | D502,254 S | 2/2005 | Smith et al. | |
| D427,302 S | 6/2000 | Mills et al. | | | | | |

* cited by examiner



FIG-2

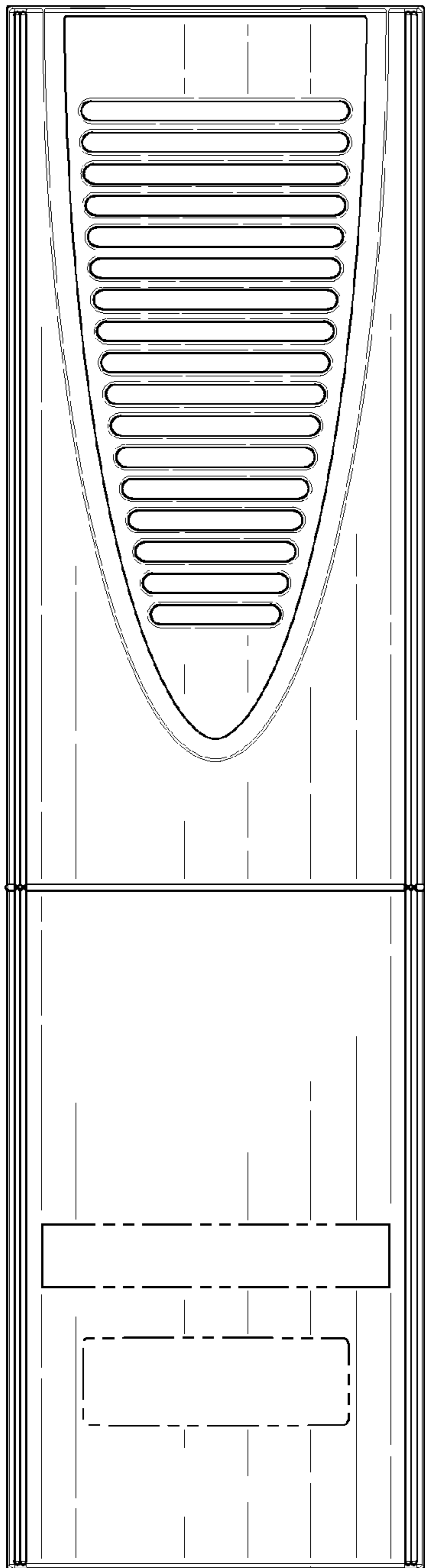


FIG-1

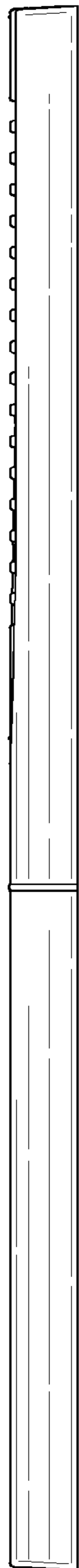


FIG-3

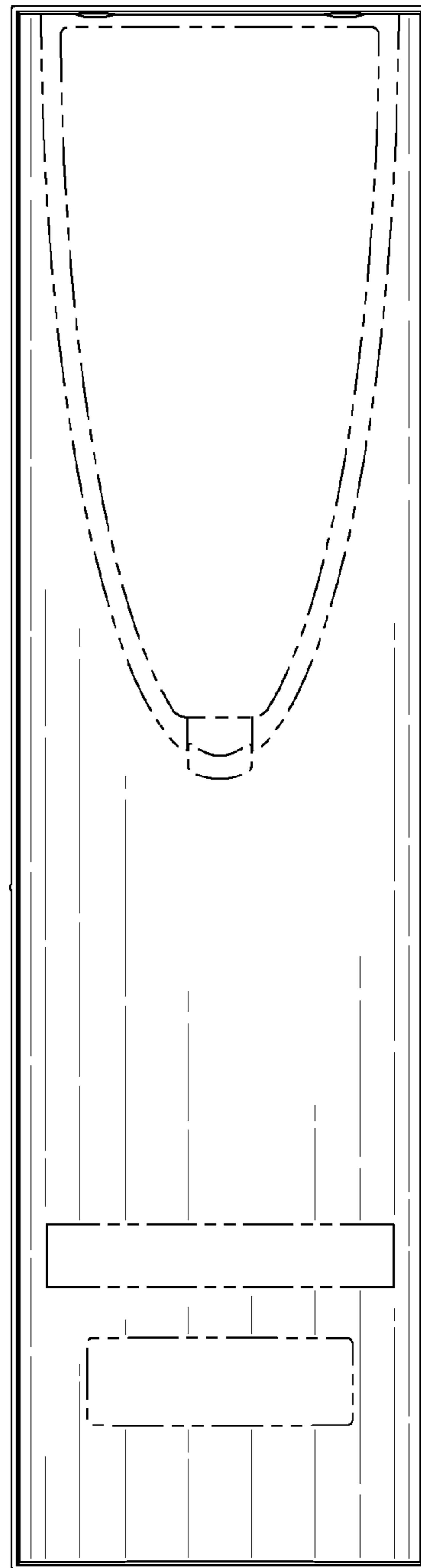


FIG-4




FIG-5

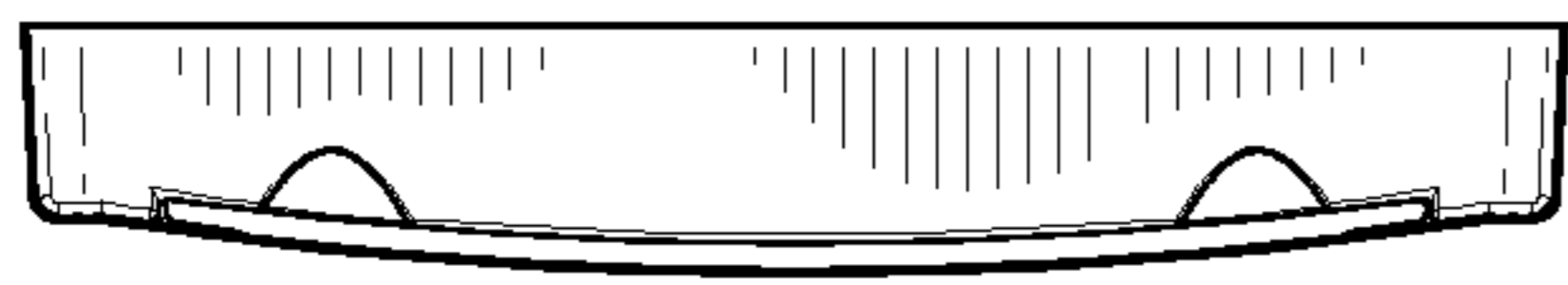


FIG-7

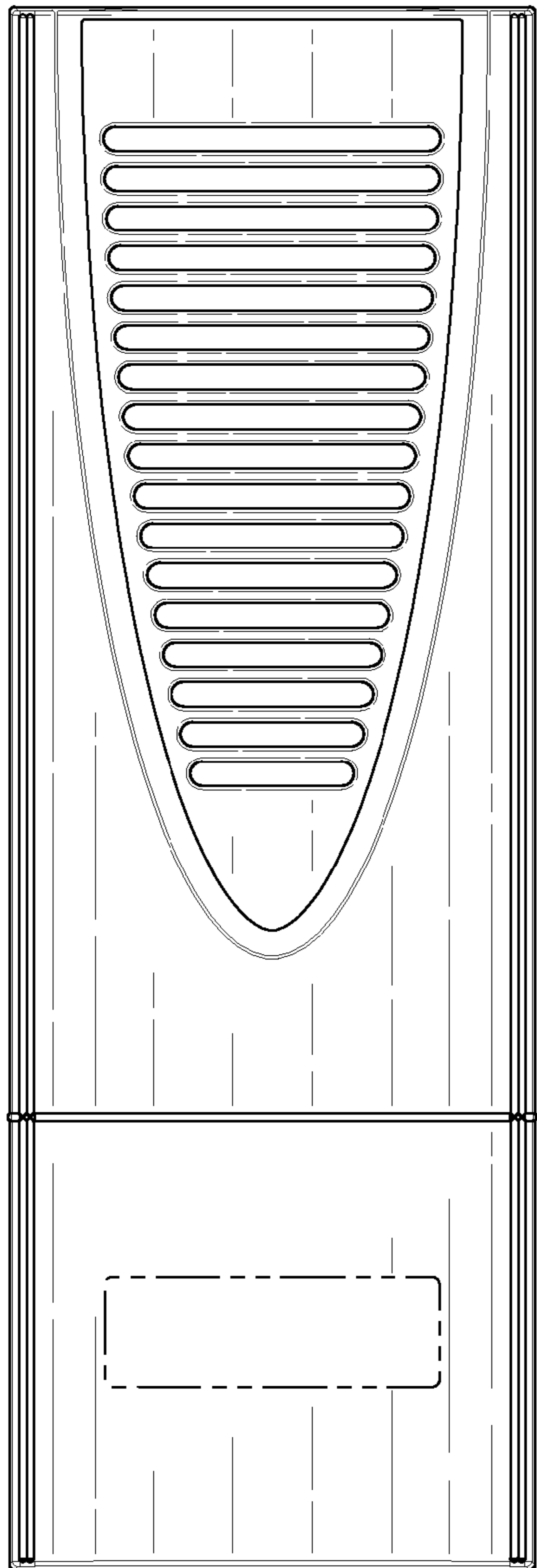


FIG-6

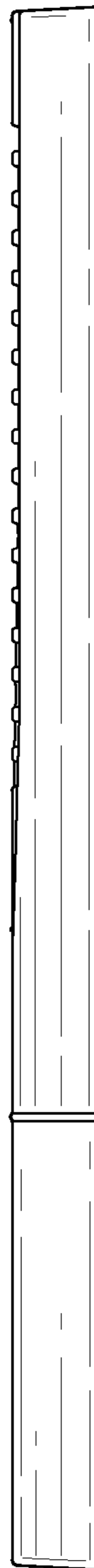


FIG-8

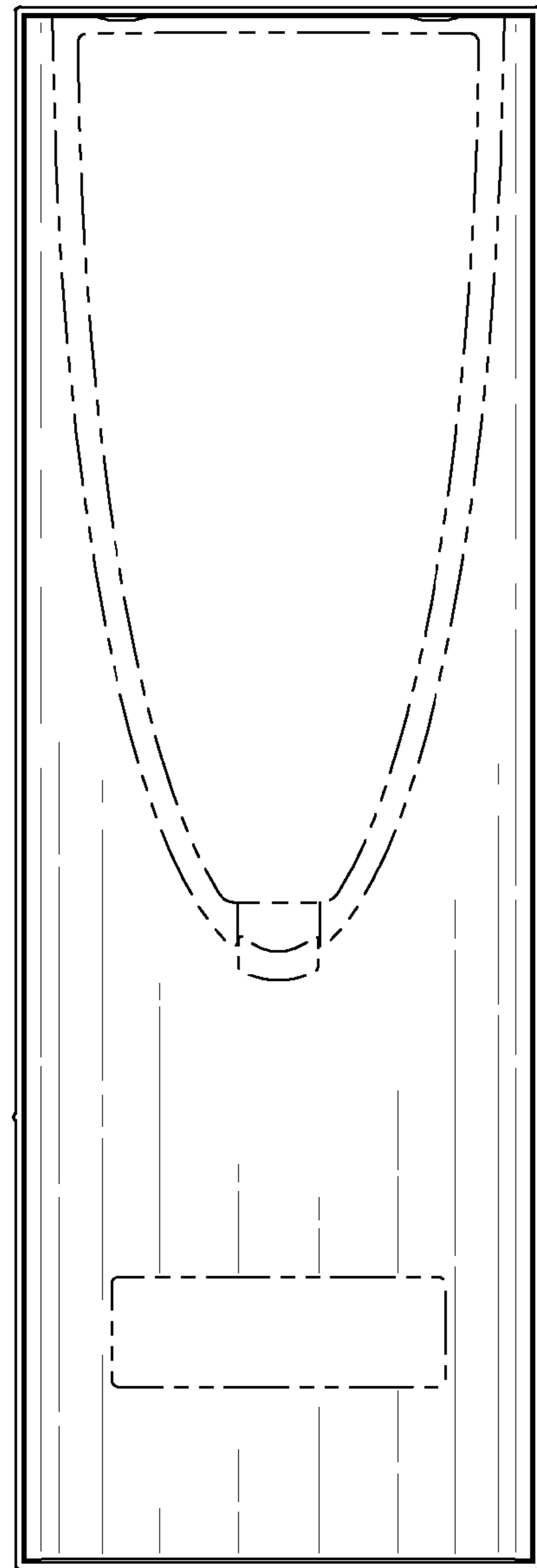


FIG-9

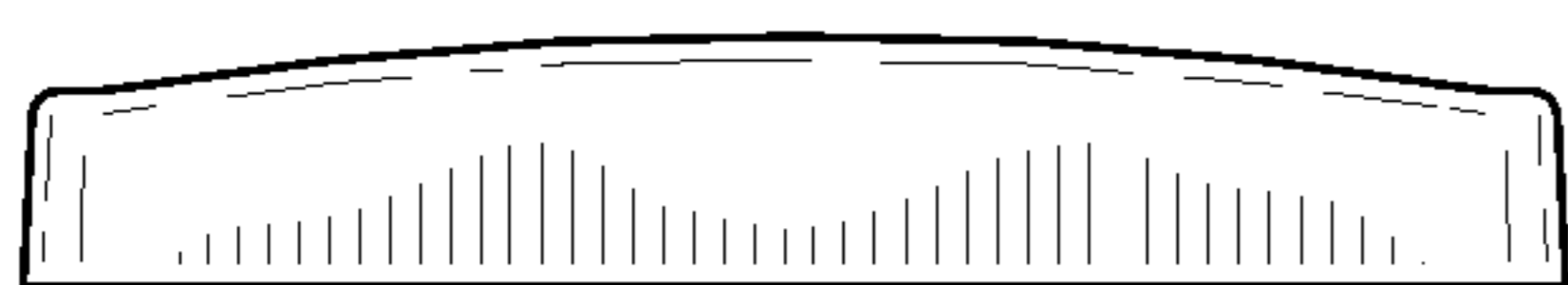


FIG-10