



US00D550323S

(12) **United States Design Patent**
Sakai

(10) **Patent No.:** **US D550,323 S**

(45) **Date of Patent:** **** Sep. 4, 2007**

(54) **FISHING LURE**

(75) Inventor: **Tatsuya Sakai**, Irvine, CA (US)

(73) Assignee: **Shimano American Corporation**,
Irvine, CA (US)

(**) Term: **14 Years**

(21) Appl. No.: **29/249,455**

(22) Filed: **Oct. 6, 2006**

(51) **LOC (8) Cl.** **22-05**

(52) **U.S. Cl.** **D22/131**

(58) **Field of Classification Search** D22/126-133;
43/42.09, 42.05, 42.06, 42.12, 42.14, 42.13,
43/42.22, 42.28, 42.16, 42.31

See application file for complete search history.

(56) **References Cited**

U.S. PATENT DOCUMENTS

2,124,152 A	7/1938	Salm	43/42.32
2,179,018 A	11/1939	Weidenmier	43/42.27
2,498,800 A	2/1950	Fehely	43/42.25
D188,602 S	8/1960	Mecate	D22/133
D214,246 S	5/1969	Bos	D22/133
4,337,591 A	7/1982	Gell	43/42.09
D284,497 S	7/1986	Millroy	D22/126
4,862,631 A	9/1989	Wilson	43/42.33
D310,705 S	9/1990	Skripko	D22/133
D328,773 S	8/1992	Wilson	D22/133
D334,966 S	4/1993	Chambers	D22/133
D422,046 S	3/2000	Couch	D22/126

D460,514 S	7/2002	Jones	D22/126
D485,884 S	1/2004	Wu	D22/133
D486,550 S *	2/2004	Wu	D22/131
D499,788 S	12/2004	Wu	D22/133
D513,057 S *	12/2005	Mueller	D22/131
D518,549 S	4/2006	Hirahara	D22/133

* cited by examiner

Primary Examiner—Catherine R. Oliver

(74) *Attorney, Agent, or Firm*—Jeffers, Mangels Butler & Marmaro LLP

(57) **CLAIM**

The ornamental design for a fishing lure, as shown and described.

DESCRIPTION

FIG. 1 is a perspective view of the fishing lure in accordance with an embodiment of the present invention;

FIG. 2 is a right side elevational view of the fishing lure of FIG. 1,

FIG. 3 is a left side elevational view of the fishing lure of FIG. 1;

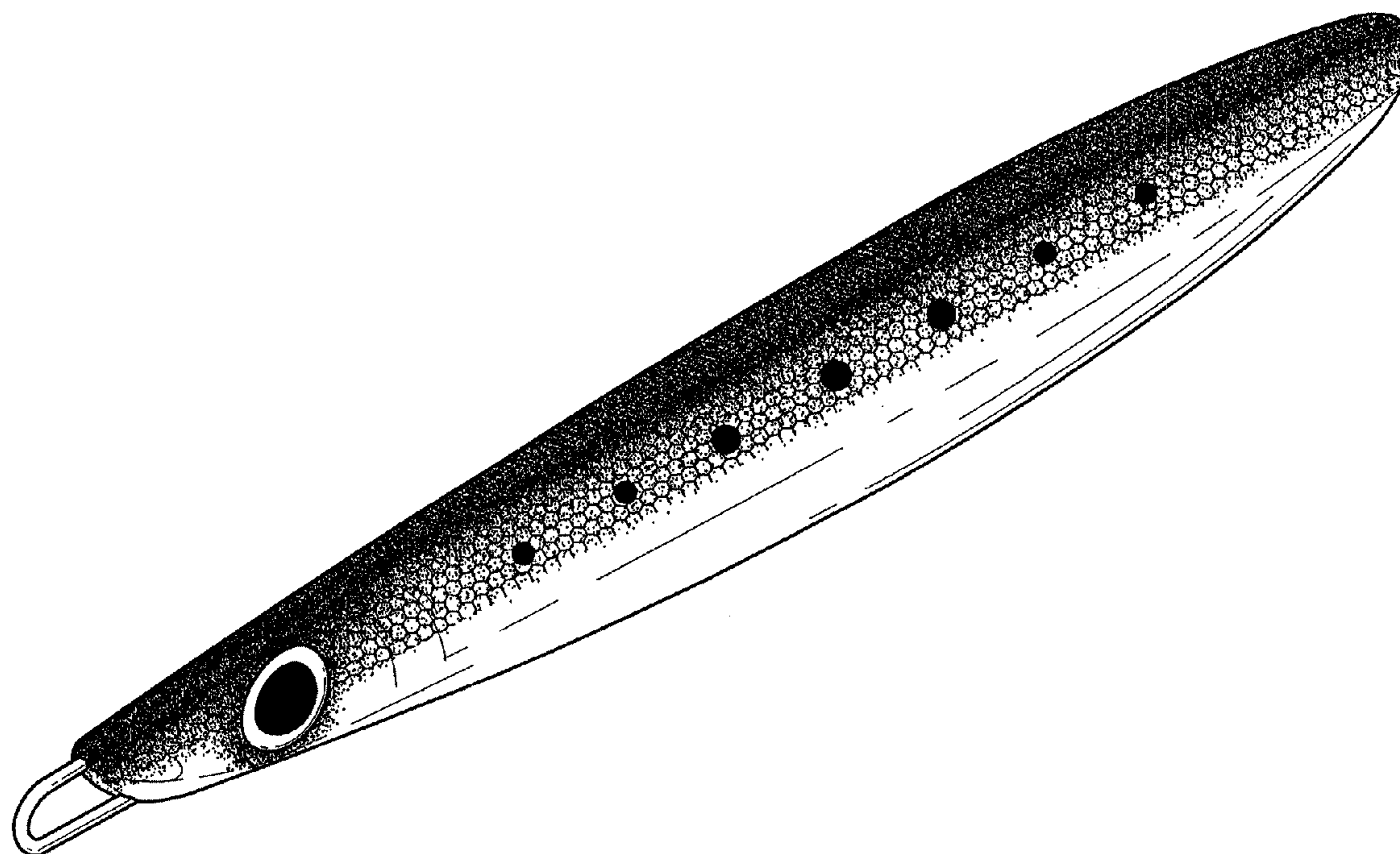
FIG. 4 is a top plan view of the fishing lure of FIG. 1;

FIG. 5 is a bottom plan view of the fishing lure of FIG. 1;

FIG. 6 is a front elevational view of the fishing lure of FIG. 1; and,

FIG. 7 is a rear elevational view of the fishing lure of FIG. 1.

1 Claim, 5 Drawing Sheets



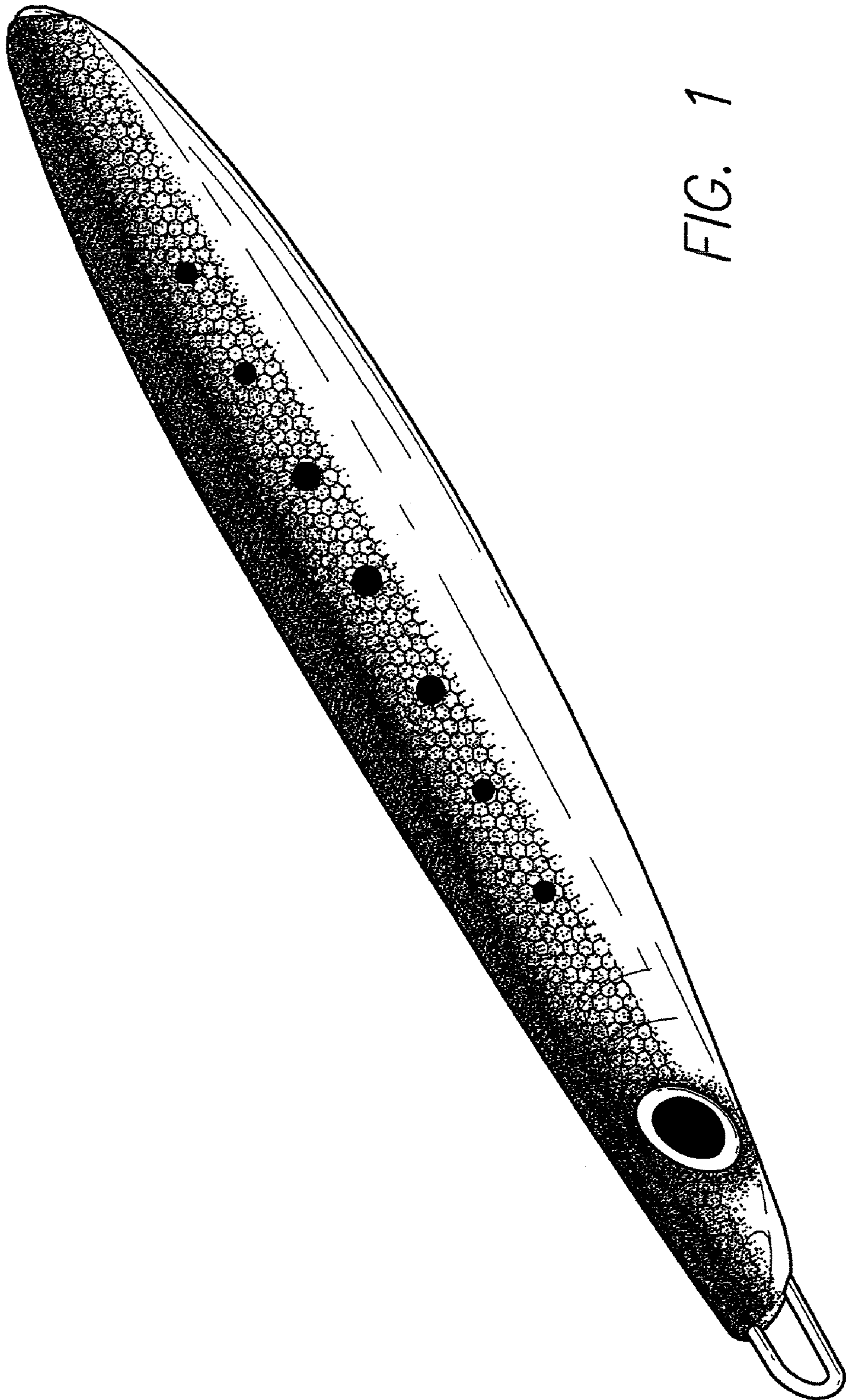


FIG. 1

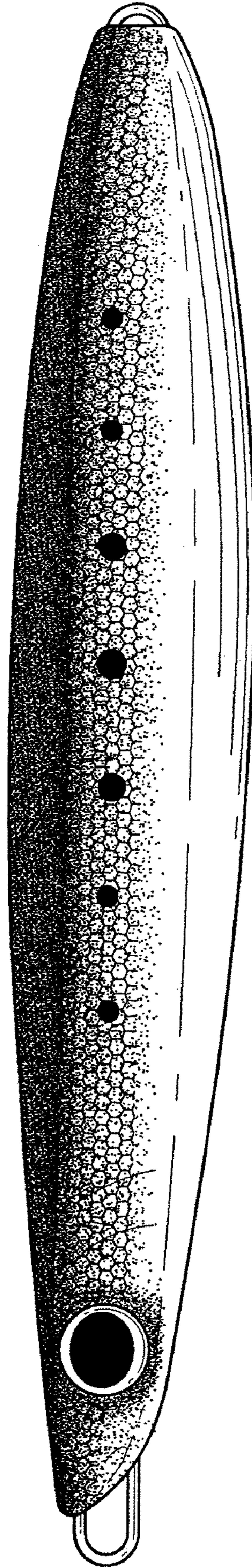


FIG. 2

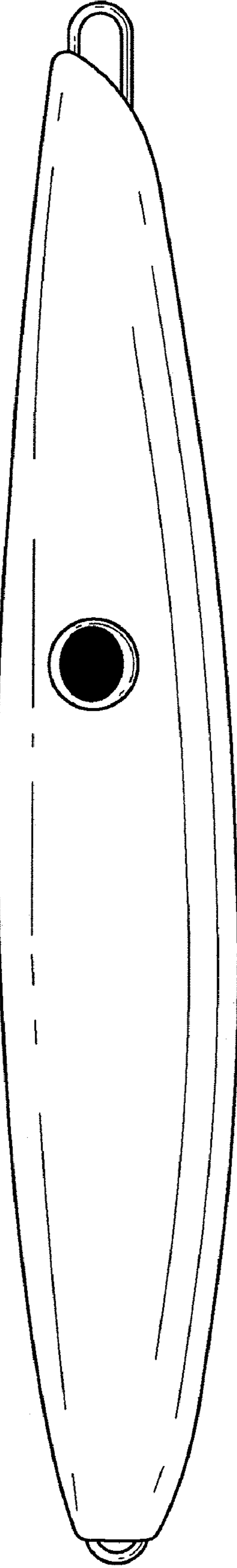


FIG. 3




FIG. 4




FIG. 5




FIG. 6




FIG. 7