



US00D550313S

(12) **United States Design Patent**
Elder

(10) **Patent No.:** **US D550,313 S**

(45) **Date of Patent:** **** Sep. 4, 2007**

(54) **PLAYING FIELD OBSTACLE**

(76) Inventor: **James C. Elder**, 1011 Magnolia Dr.,
Carrollton, TX (US) 75007

(**) Term: **14 Years**

(21) Appl. No.: **29/249,848**

(22) Filed: **Oct. 24, 2006**

(51) **LOC (8) Cl.** **21-02**

(52) **U.S. Cl.** **D21/698; D21/621**

(58) **Field of Classification Search** D21/621,
D21/622, 627, 698, 699, 706, 781, 788, 493;
D19/59, 62; D2/25, 31; D10/109, 114; D11/101,
D11/102, 136, 160, 174; 434/247, 248, 251;
473/415-504; 273/317-412; 40/421-425,
40/538-540, 584, 585, 598, 607.05-607.07,
40/612; 116/63 P, 209, 173; 446/97-100,
446/268, 321, 387; 223/66, 68
See application file for complete search history.

(56) **References Cited**

U.S. PATENT DOCUMENTS

1,007,628	A	10/1911	Armstrong	
1,266,494	A *	5/1918	Lakin	273/383
2,748,256	A	5/1956	Moran	
3,552,749	A *	1/1971	Piggotte	473/448
4,215,509	A *	8/1980	Mariol	446/99
4,815,784	A	3/1989	Zheng	
4,837,958	A	6/1989	Radovich	
4,869,503	A	9/1989	Grasso	
4,934,938	A	6/1990	Orlandi et al.	
5,116,273	A	5/1992	Chan	
5,397,130	A	3/1995	Brown	
5,405,266	A *	4/1995	Frank et al.	434/237
5,527,185	A	6/1996	Davis	
D405,485	S *	2/1999	Mathison	D21/699

5,928,093	A	7/1999	Lai	
D414,815	S *	10/1999	McDonald	D20/31
6,012,994	A	1/2000	Beluse	
6,266,904	B1	7/2001	Zheng	
6,347,470	B1	2/2002	Radovich et al.	
6,374,530	B1	4/2002	Mierau	
6,644,843	B2	11/2003	Chin-Cheng	
6,866,595	B1 *	3/2005	Elder et al.	473/446
7,131,917	B2 *	11/2006	Spencer	473/444
2003/0029074	A1	2/2003	Volz	
2003/0046840	A1 *	3/2003	Evans et al.	40/538
2005/0032581	A1 *	2/2005	Wagner	473/173
2005/0159250	A1	7/2005	Elder et al.	

* cited by examiner

Primary Examiner—Catherine Tuttle

(74) *Attorney, Agent, or Firm*—Grady K. Bergen; Griggs
Bergen LLP

(57) **CLAIM**

The ornamental design for a playing field obstacle, as shown
and described.

DESCRIPTION

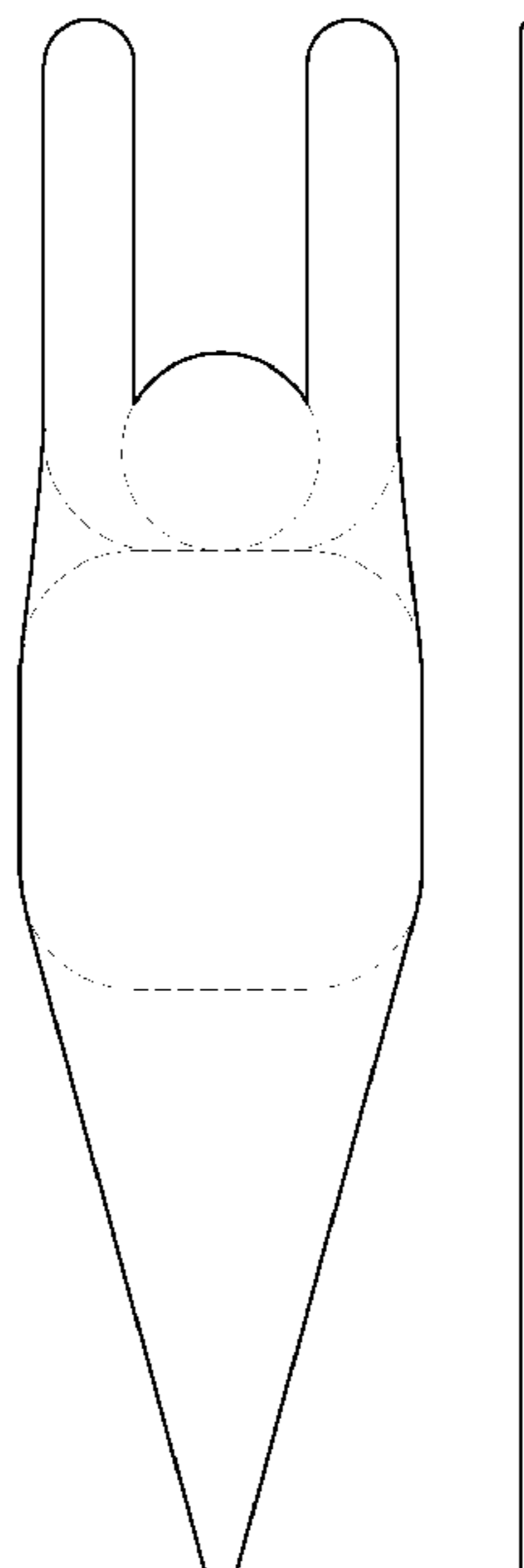
FIG. 1 is a front elevational view of a playing field obstacle
showing my design;

FIG. 2 is a rear elevational view of the playing field obstacle
of FIG. 1; and,

FIG. 3 is a right elevational side view of the playing field
obstacle of FIG. 1; the left elevational side view thereof
being a mirror image of that which is shown.

The broken lines are included for the purpose of illustrating
portions of the playing field obstacle that form no part of the
claimed design.

1 Claim, 1 Drawing Sheet



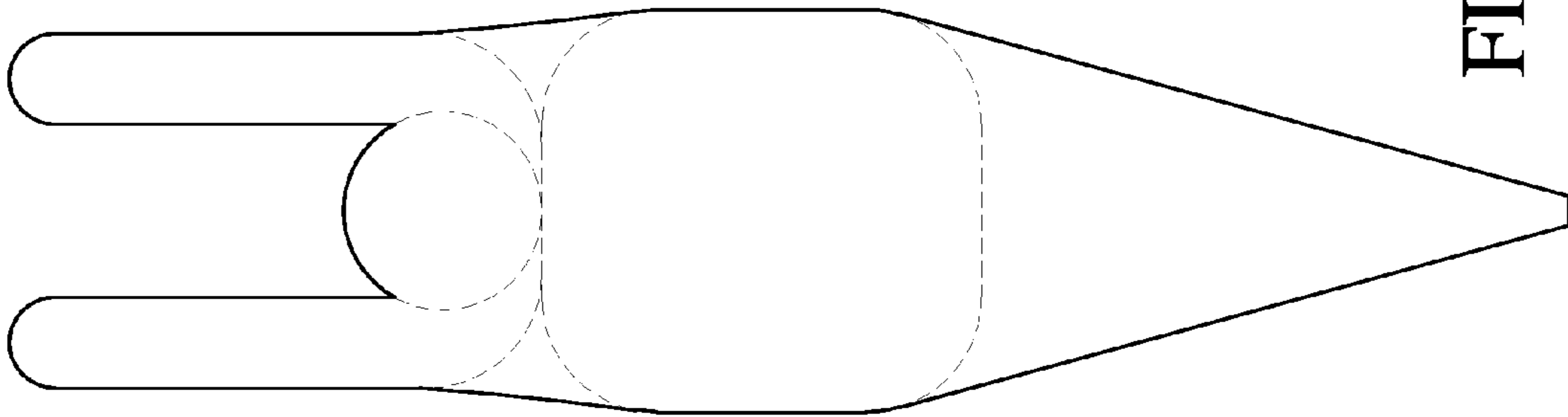


FIG. 1

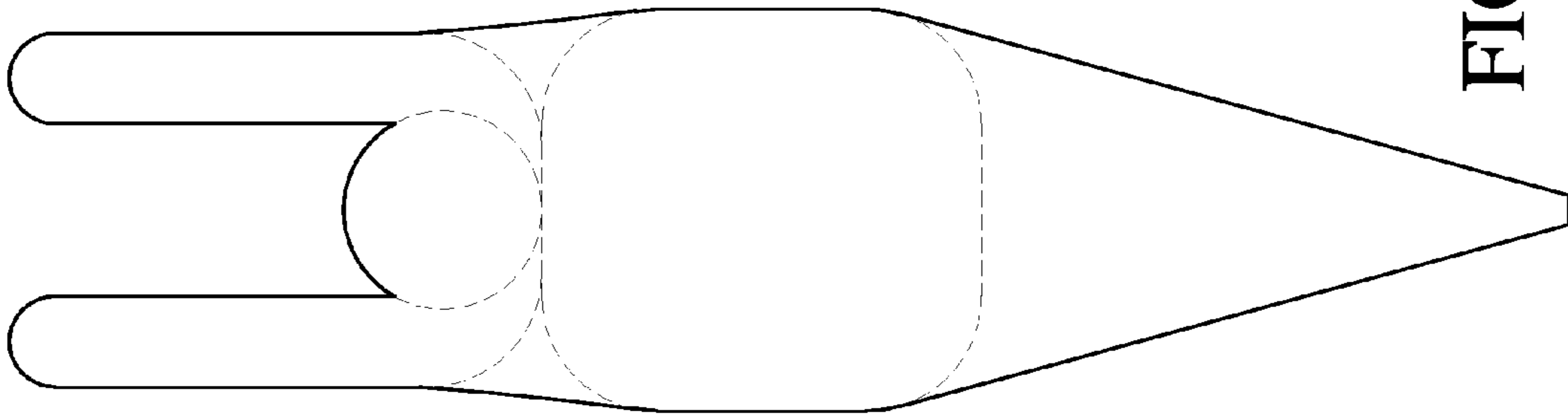


FIG. 2




FIG. 3