



US00D550299S

(12) **United States Design Patent**  
**Luciano, Jr. et al.**

(10) **Patent No.: US D550,299 S**  
(45) **Date of Patent: \*\* Sep. 4, 2007**

(54) **UNIVERSAL BUTTON MODULE**

(57) **CLAIM**

(75) Inventors: **Robert A. Luciano, Jr.**, Reno, NV (US); **Michael J. Mitchell**, Las Vegas, NV (US)

The ornamental design for a universal button module, as shown and described.

(73) Assignee: **Bally Gaming International, Inc.**, Las Vegas, NV (US)

**DESCRIPTION**

(\*\*) Term: **14 Years**

This application is also related to co-pending U.S. Design patent application Nos. 29/276,739, 29/276,740, 29/276,741, 29/276,743, 29/276,745, 29/276,746, 29/276,747, 29/276,748, 29/276,749, 29/276,750, 29/276,751, concurrently filed Feb. 2, 2007, and also entitled Universal Button Module.

(21) Appl. No.: **29/276,742**

FIG. 1 is a front perspective view of a universal button module showing our new design;

(22) Filed: **Feb. 2, 2007**

**Related U.S. Application Data**

FIG. 2 is a top planar view of the universal button module shown in FIG. 1;

(62) Division of application No. 29/227,661, filed on Apr. 14, 2005.

FIG. 3 is a front elevational view of the universal button module shown in FIG. 1;

(51) **LOC (8) Cl.** ..... **21-01**

(52) **U.S. Cl.** ..... **D21/385; D21/369; D13/171**

FIG. 4 is a side elevational view of the universal button module shown in FIG. 1;

(58) **Field of Classification Search** ..... **D8/350; D13/168, 171; D21/369-371, 385; 200/314-315, 200/341, 520, 530, 552; 463/37, 46-47**  
See application file for complete search history.

FIG. 5 is a perspective view of an alternate embodiment of the design shown in FIG. 1;

(56) **References Cited**

**U.S. PATENT DOCUMENTS**

- 3,267,926 A \* 8/1966 Prince ..... 200/314
- D317,137 S \* 5/1991 Kulikowski et al. .... D10/108
- 5,853,326 A \* 12/1998 Goto et al. .... 463/37
- D406,568 S \* 3/1999 Harmuth et al. .... D13/168
- 6,365,855 B1 \* 4/2002 Sutter et al. .... 200/314
- D516,045 S \* 2/2006 Street ..... D13/171
- D519,570 S \* 4/2006 Amaitis et al. .... D21/370
- 2005/0130753 A1 \* 6/2005 Giroux ..... 473/4

FIG. 6 is a front perspective view of a universal button module showing our new design;

FIG. 7 is a top planar view of the universal button module shown in FIG. 6;

FIG. 8 is a front elevational view of the universal button module shown in FIG. 6; and,

FIG. 9 is a side elevational view of the universal button module shown in FIG. 6.

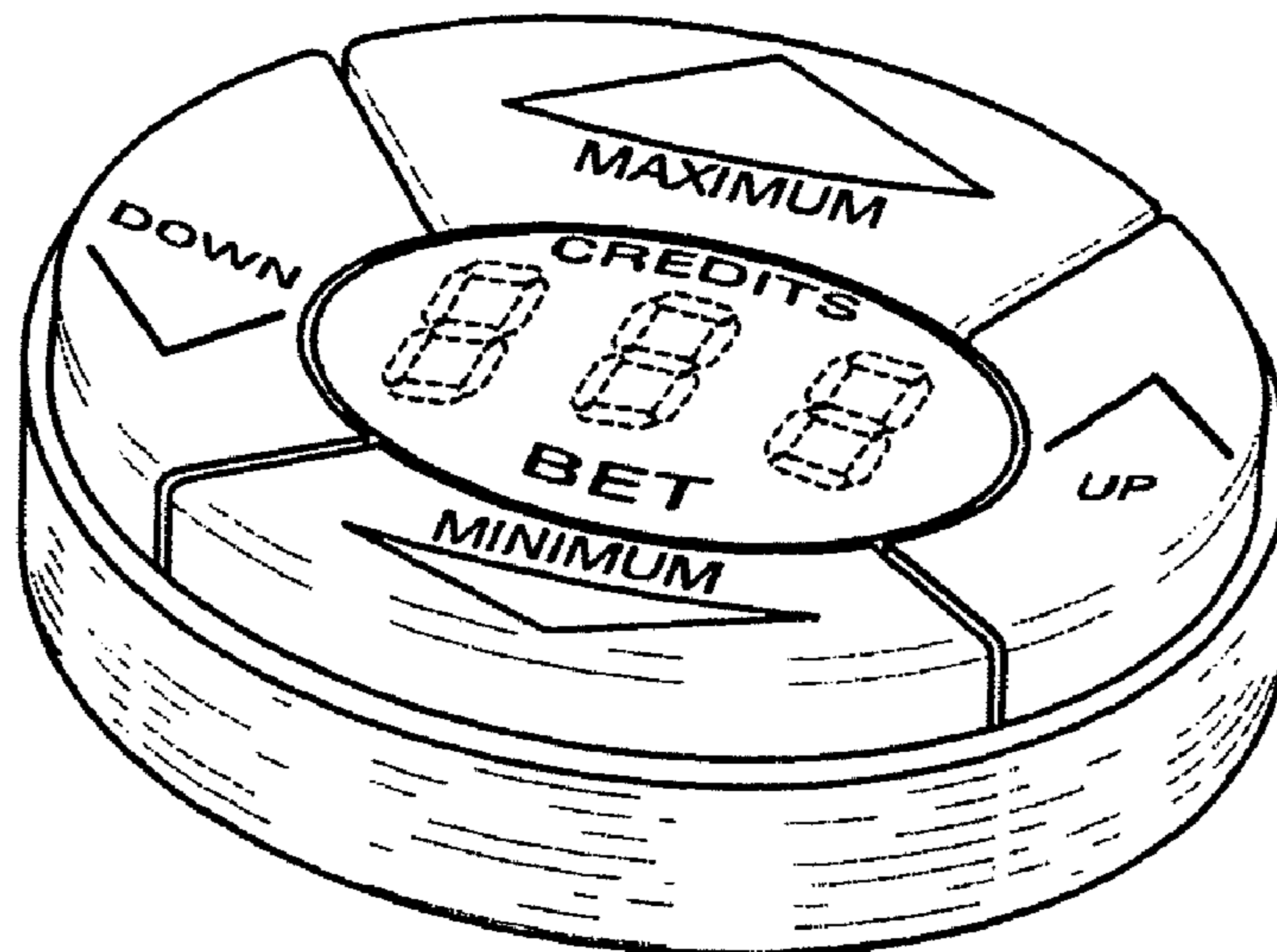
The broken lines showing a button display in FIGS. 1, 2 5, and 7, and the broken lines showing a partial gaming device in FIG. 5 are for illustrative purposes only and form no part of the claimed design.

\* cited by examiner

Primary Examiner—Sandra L. Morris

(74) Attorney, Agent, or Firm—Steptoe & Johnson LLP

**1 Claim, 3 Drawing Sheets**



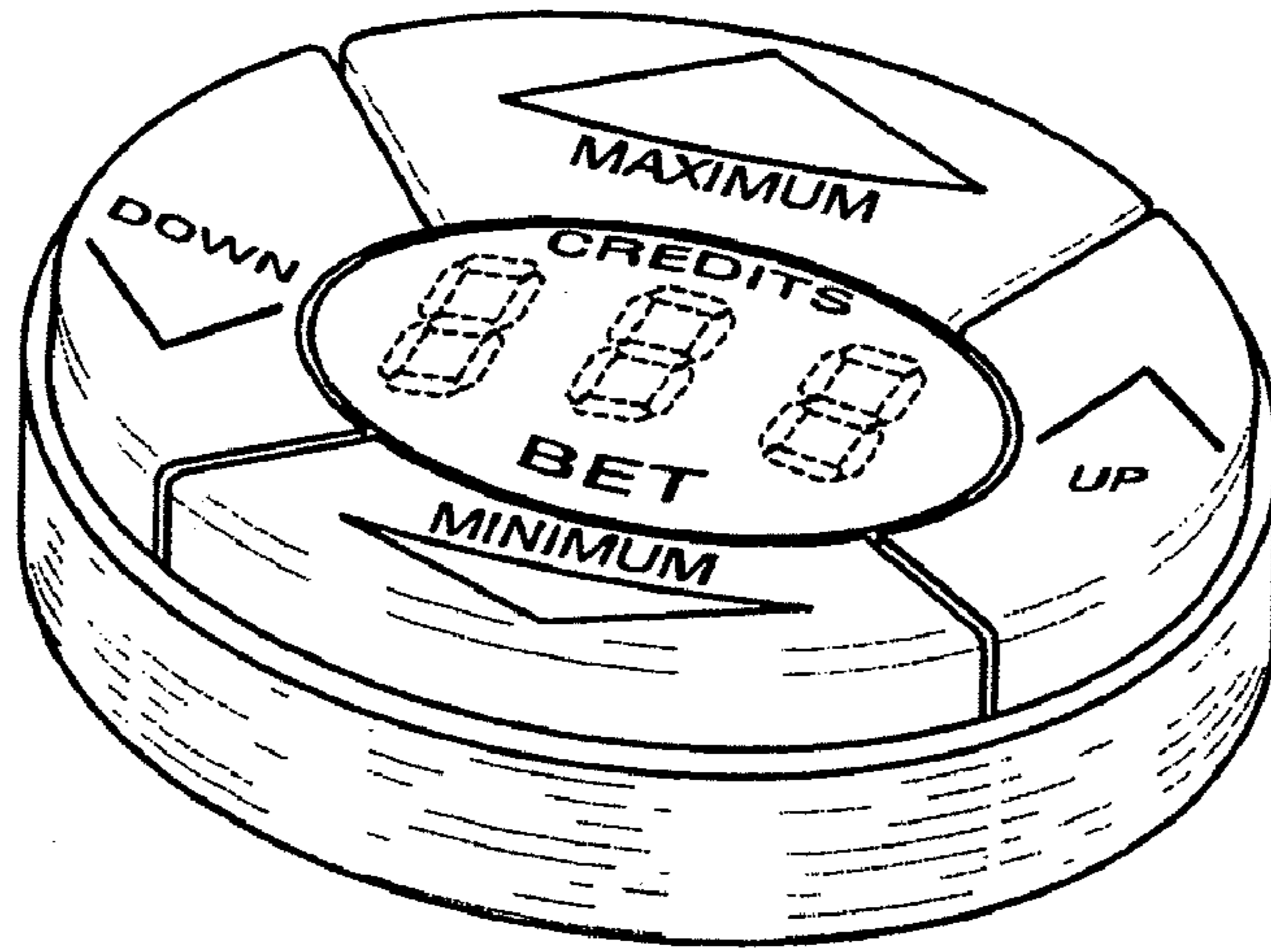


FIG. 1

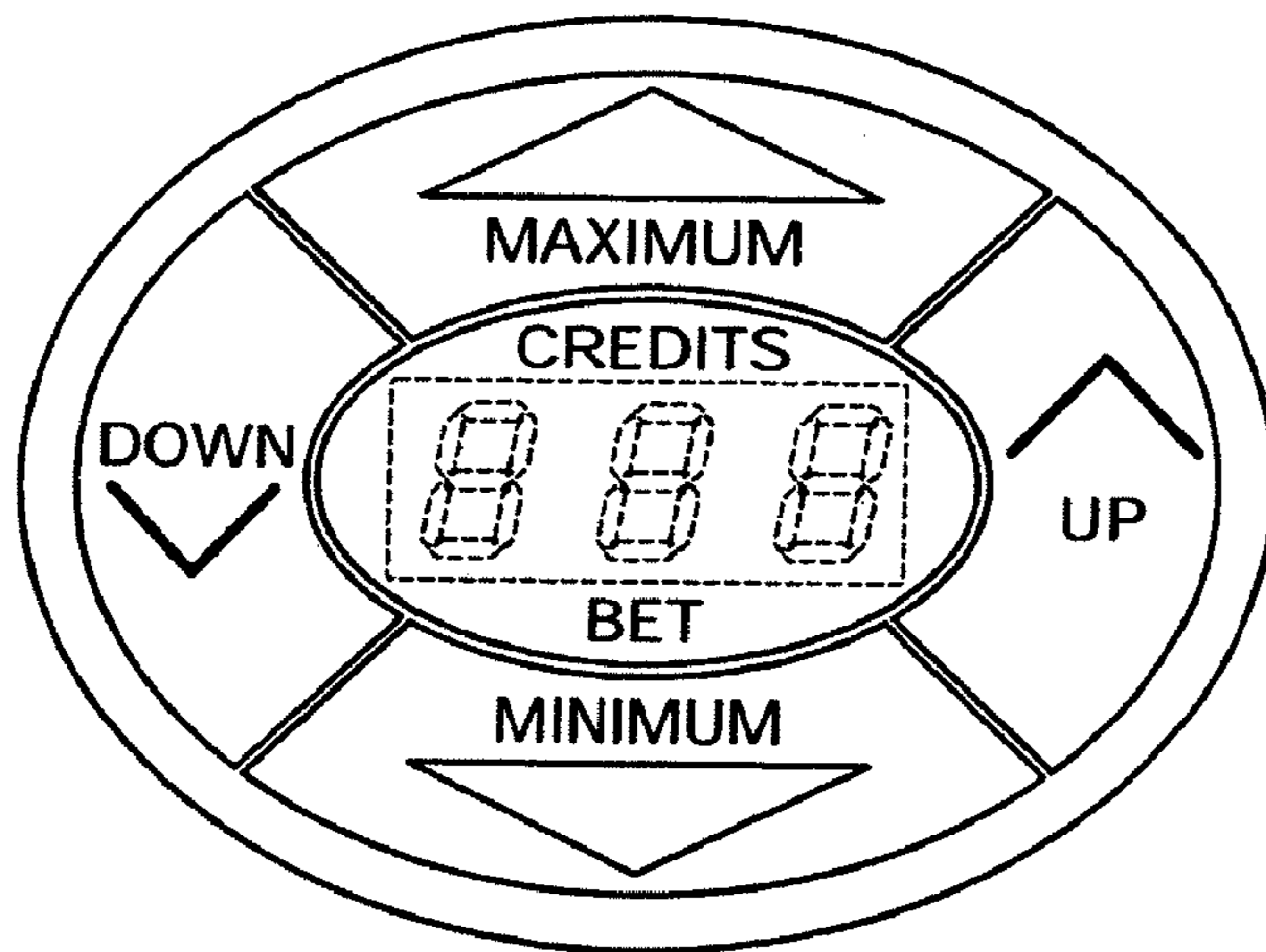


FIG. 2



FIG. 3




FIG. 4

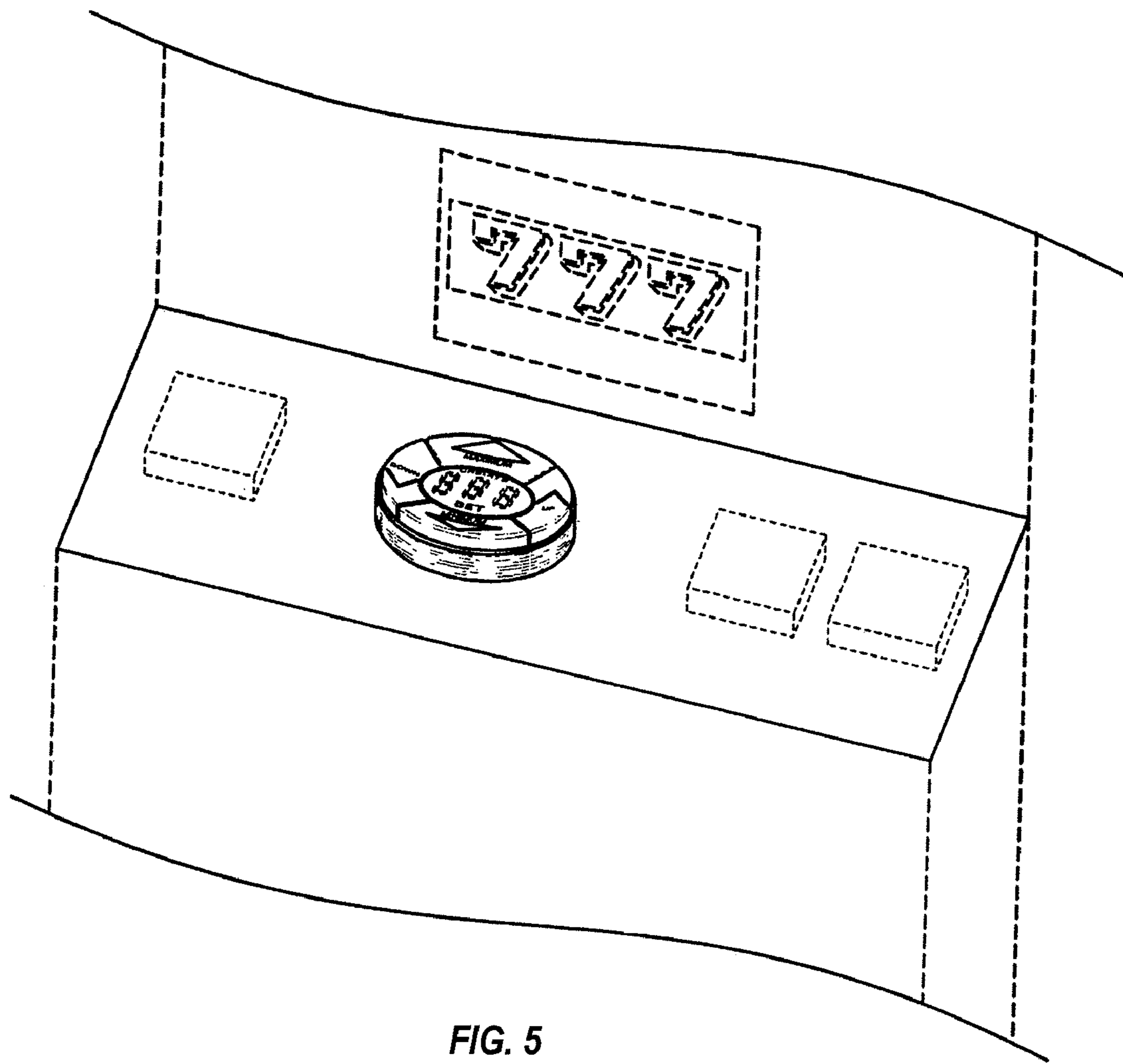


FIG. 5




FIG. 6

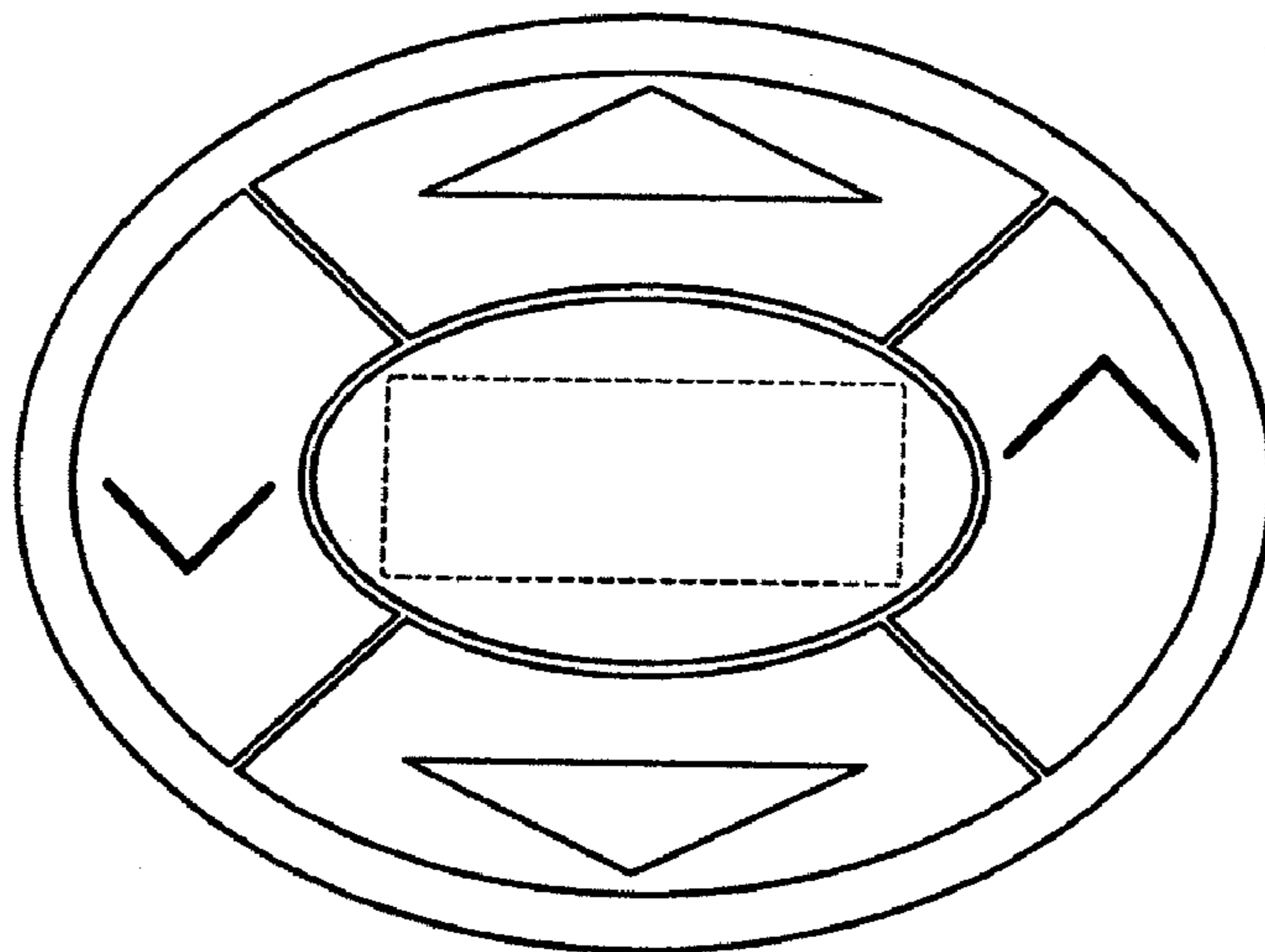


FIG. 7




FIG. 8




FIG. 9